



[Manuals.plus](#) /

› [PawHut](#) /

› PawHut Indoor Rabbit Hutch User Manual

PawHut D51-415V00GY

PawHut Indoor Rabbit Hutch User Manual

Model: D51-415V00GY

PRODUCT OVERVIEW

The PawHut Indoor Rabbit Hutch is a two-tier wooden cage designed for small animals such as rabbits and guinea pigs. It features a spacious living area, convenient access points, and mobile design for ease of use and maintenance. This manual provides essential information for the setup, operation, maintenance, and troubleshooting of your new hutch.



Figure 1: Assembled PawHut Indoor Rabbit Hutch

Key Features:

- **Easy Access:** Integrated feeding trough, openable top, and metal doors for convenient interaction and feeding.
- **Spacious Living:** Double-layer design with ramps, providing approximately 5 ft² per level, suitable for 1-2 rabbits.
- **Effortless Cleaning:** Two sliding trays simplify waste removal and cleaning.
- **Easy Movement:** Equipped with four wheels, two of which have brakes, for flexible positioning and secure locking.
- **Durable Construction:** Made from fir wood and steel wires, designed for indoor use.

SETUP AND ASSEMBLY

The PawHut Indoor Rabbit Hutch requires assembly. Please follow the detailed instructions provided in the separate assembly guide included with your product. Ensure all components are present before beginning assembly.

Important Assembly Notes:

- Identify all parts and hardware according to the packing list.
- Assemble on a soft, clean surface to prevent scratching the wood.
- Do not overtighten screws during initial assembly; tighten fully once the structure is stable.
- Ensure all ramps and access points are securely installed for animal safety.
- Attach the four wheels to the base of the hutch. Two of these wheels are equipped with brakes. Ensure the brakes are disengaged during movement and engaged when the hutch is in its desired stationary position.

MOBILE CAGE

Easy moving from room to room



Two with brakes



Figure 2: Detail of a hutch wheel with brake mechanism.

After assembly, verify the stability of the hutch and ensure all doors and latches operate correctly.

OPERATING INSTRUCTIONS

This hutch is designed to provide a comfortable and secure environment for your small pets. It is suitable for indoor use.

Animal Placement:

- The hutch is designed to comfortably house 1-2 rabbits or guinea pigs. Consider the size and activity level of your pets when determining the number of occupants.
- Introduce pets to the hutch gradually to allow them to acclimate to their new environment.



Figure 3: Rabbits utilizing the two-tier hutch.

Access and Interaction:

- **Top Access:** The top section of the hutch features an openable roof, secured by a latch, allowing for easy access to the upper level for feeding, cleaning, and interacting with your pets.
- **Front Doors:** Both levels have front doors with metal grates and solid wood panels, providing additional access points.
- **Feeding Trough:** An integrated feeding trough is provided for convenient food placement.

OPENABLE ROOF



Convenient
Interaction

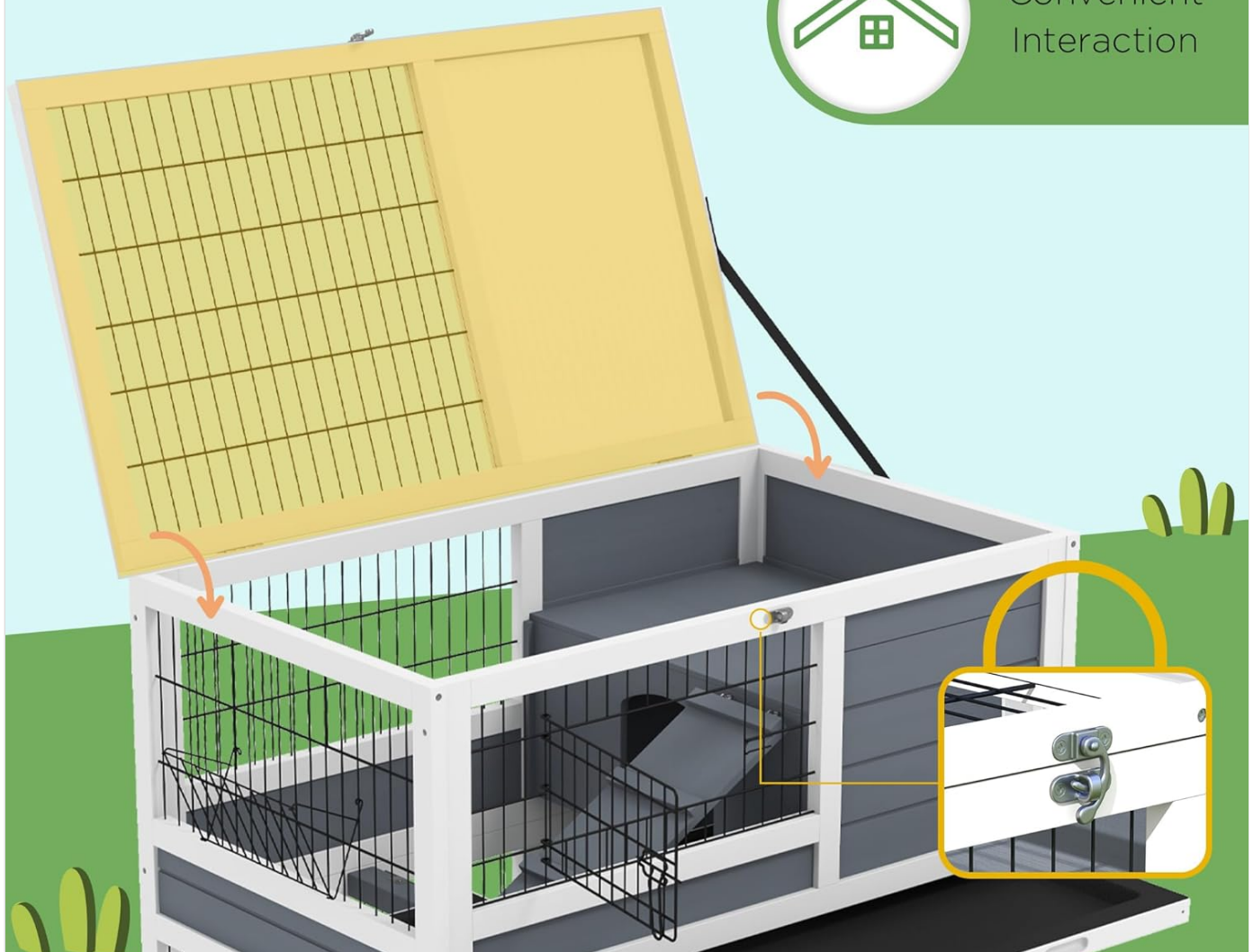


Figure 4: The hutch with its top roof opened for easy access.

Mobility:

The hutch is equipped with four wheels for easy movement. To move the hutch, ensure the brakes on the two lockable wheels are disengaged. Once the hutch is in its desired location, engage the brakes to secure it in place.

MAINTENANCE AND CARE

Regular maintenance is crucial for the longevity of your hutch and the health of your pets.

Cleaning:

- The hutch features two sliding plastic trays for easy cleaning. Simply pull out the trays, dispose of waste, clean the trays with pet-safe cleaner and water, and slide them back into place.
- Regularly clean the entire hutch, including ramps, walls, and wire mesh, to maintain hygiene.

- Always clean after use and keep the hutch in a dry place to prevent wood damage and mold growth.



NO-LEAK PLASTIC TRAYS

Make cleaning work so much easier

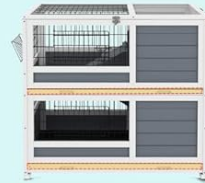


Figure 5: Removable sliding trays for simplified cleaning.

General Care:

- Periodically inspect all wooden components for signs of chewing or wear. While the hutch is made of durable fir wood, some pets may chew on wooden surfaces. Consider providing chew toys to redirect chewing behavior.
- Check all latches, hinges, and wheel mechanisms regularly to ensure they are functioning correctly and securely.
- Keep the hutch in an indoor environment, away from direct sunlight and excessive moisture, to preserve the wood and overall structure.

TROUBLESHOOTING

If you encounter issues with your PawHut Indoor Rabbit Hutch, refer to the following common problems and solutions:

Problem	Possible Cause	Solution
Hutch feels unstable or wobbly.	Screws are loose or not fully tightened.	Carefully re-tighten all assembly screws. Ensure the hutch is on a flat, level surface.
Wheels do not lock or hutch moves unintentionally.	Wheel brakes are not engaged or are faulty.	Ensure the brake levers on the two lockable wheels are fully pressed down to engage the brakes. If still an issue, inspect wheels for damage.
Difficulty sliding out trays.	Accumulated debris or misalignment.	Ensure trays are free of excessive waste. Check if trays are inserted correctly and not obstructed.
Pets chewing on wooden parts.	Natural chewing instinct; lack of alternative chew toys.	Provide appropriate and safe chew toys for your pets to redirect their chewing behavior. Regularly inspect the hutch for damage.

If the problem persists or is not listed above, please refer to the support section.

SPECIFICATIONS

Feature	Detail
Model Number	D51-415V00GY
Overall Dimensions (L x W x H)	35.5" x 20.75" x 38.25" (90.17 cm x 52.7 cm x 97.15 cm)
Item Weight	37.4 Pounds (16.96 kg)
Material	Fir Wood, Steel Wires
Color	Gray
Number of Tiers	2
Recommended Animals	1-2 Rabbits, Guinea Pigs
Included Components	Tray, Ramp, Feeding Trough
Special Features	Lockable, Removable Trays, Top Access, Mobile with Brakes
Intended Use	Indoor

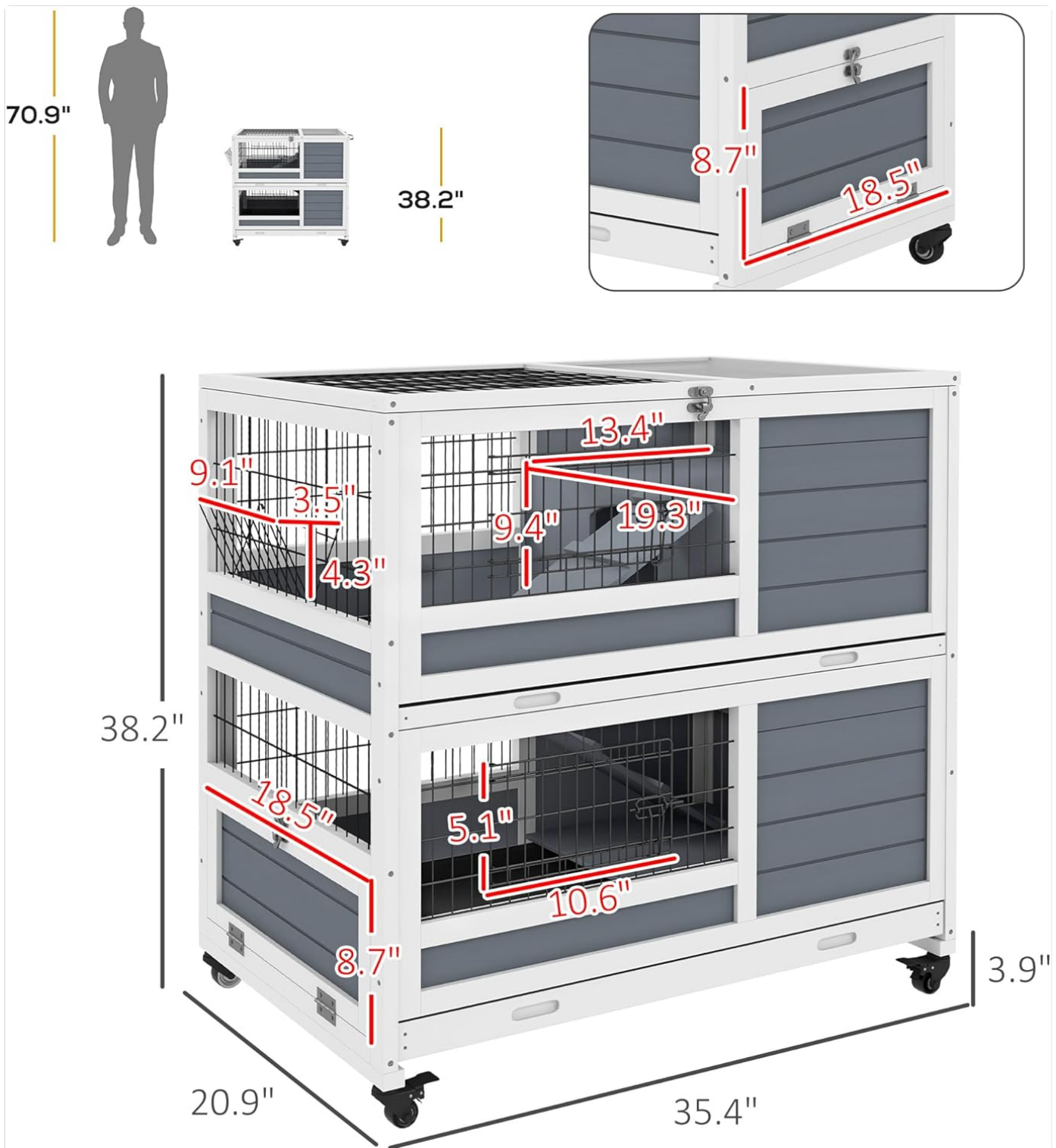


Figure 6: Detailed dimensions of the PawHut Indoor Rabbit Hutch.

WARRANTY INFORMATION

The PawHut Indoor Rabbit Hutch comes with a **1-Year Warranty Against Manufacturer Defects**. This warranty covers defects in materials and workmanship under normal use. Please retain your proof of purchase for warranty claims.

For specific terms and conditions, or to initiate a warranty claim, please refer to the warranty documentation included with your product or contact customer support.

CUSTOMER SUPPORT

If you have any questions, require assistance with assembly, or need to report a defect, please contact PawHut customer

support. For the most up-to-date contact information, please visit the official PawHut website or refer to the contact details provided in your product packaging.

When contacting support, please have your model number (D51-415V00GY) and proof of purchase readily available to expedite the process.

© 2024 PawHut. All rights reserved.

This manual is for informational purposes only. Specifications are subject to change without notice.