

Phomemo 5050-1-DE

Phomemo Round Self-Adhesive Labels User Manual

Model: 5050-1-DE

INTRODUCTION

Thank you for choosing Phomemo Round Self-Adhesive Labels. These high-quality thermal labels are designed for use with various Phomemo label printers, offering strong adhesion, durability, and versatility for a wide range of applications. This manual provides essential information for proper use and care of your labels.

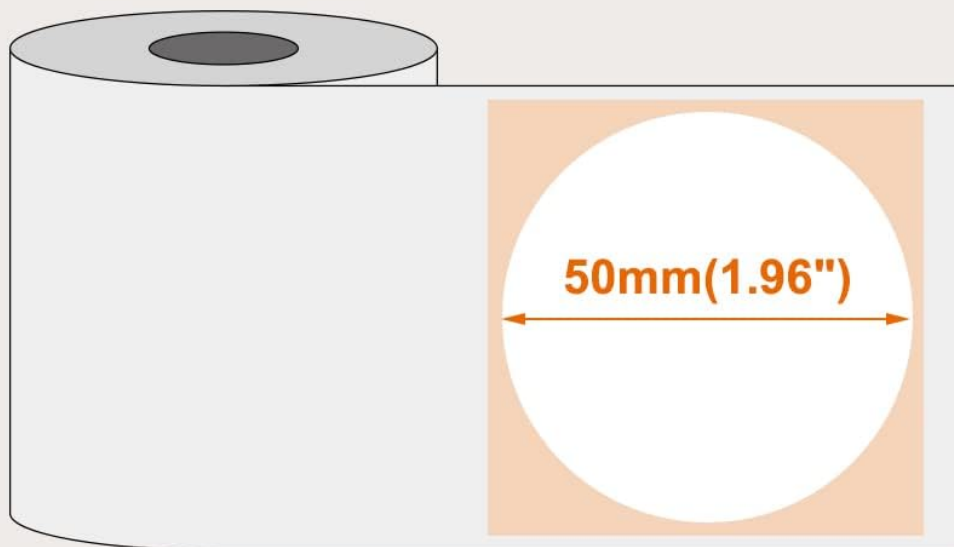


PRODUCT FEATURES

- **Compatibility:** Designed for Phomemo M110, M220, M221, M200, M120, M100, M108, M150, M250, M260 label printers.
- **Dimensions:** 50 x 50 mm (round shape), 140 labels per roll.
- **Durability:** Features a coating for a 20-year lifespan, BPA-free, waterproof, oil-resistant, tear-resistant, and scratch-resistant.
- **Adhesion:** Strong adhesion to various surfaces including envelopes, metal, PVC, plastic, glass, and wood.
- **Residue-Free:** Easy to remove without leaving adhesive residue.

Phomemo White Round Labels for M221/M110/M120/M200/M220

50x50mm (1.96" x 1.96")
140 Labels Per Roll



BPA Free



Strong Adhesion



Abrasion Resistant



Waterproof

Image: Diagram illustrating the 50x50mm dimensions of the round labels and highlighting key features: BPA Free, Strong Adhesion, Abrasion Resistant, and Waterproof.

Phomemo High Quality Self-Adhesive Thermal Labels



Waterproof



No Residue



Strong Adhesion



Abrasion Resistant

Image: Four panels demonstrating the labels' features: waterproof, no residue upon removal, strong adhesion, and abrasion resistance.

SETUP AND LOADING

These labels are designed for easy installation into compatible Phomemo label printers. Refer to your specific Phomemo printer's user manual for detailed instructions on loading label rolls.

Compatible Printers:

Phomemo M110
Phomemo M220
Phomemo M221
Phomemo M200
Phomemo M120
Phomemo M100
Phomemo M108
Phomemo M150
Phomemo M250
Phomemo M260

Compatible with Phomemo **M221/M110/M120/M200/M220** Label Printers



Image: Visual representation of various Phomemo label printer models (M200, M220, M221, M110, M120) compatible with these labels.

OPERATING AND USAGE

Once loaded into your Phomemo printer, these labels are ready for printing. Use the Phomemo app or software provided with your printer to design and print your desired content.

Application Examples:

- Business labels
- Express shipping labels
- Address labels
- Barcode and QR code labels
- Home storage organization labels
- Clothing tags
- Price tags



Image: Example of Phomemo labels used to organize various food items in clear glass containers, demonstrating their utility for home storage.



Image: A Phomemo label printer next to food storage containers, with a label showing "Thank you" being printed, illustrating the printing process and application.



Image: Phomemo labels applied to paper bags and cups, showcasing their use for small business packaging or event customization.

MAINTENANCE AND STORAGE

To ensure the longevity and quality of your Phomemo labels, follow these storage guidelines:

- Store labels in a cool, dry place, away from direct sunlight and high humidity.
- Avoid exposure to extreme temperatures (recommended storage temperature: 5°C - 40°C).
- Keep labels in their original packaging until ready for use to protect them from dust and damage.
- Do not expose labels to chemicals or abrasive materials.

TROUBLESHOOTING

Common Issues and Solutions:

Issue	Possible Cause	Solution
Labels not sticking	Surface is dirty, oily, or wet; label applied incorrectly.	Ensure surface is clean and dry before application. Apply firm, even pressure.

Issue	Possible Cause	Solution
Poor print quality	Printer head dirty; incorrect printer settings; labels stored improperly.	Clean printer head according to printer manual. Check printer settings. Ensure labels are stored in a cool, dry place.
Labels tearing or jamming	Incorrect label loading; damaged label roll.	Refer to your printer manual for correct label loading. Inspect label roll for damage before loading.

SPECIFICATIONS

Attribute	Detail
Brand	Phomemo
Model Number	5050-1-DE
Label Type	Self-Adhesive Thermal Labels
Shape	Round
Dimensions	50 x 50 mm
Labels per Roll	140
Material	Paper
Color	White
Special Features	BPA-free, Waterproof, Oil-resistant, Tear-resistant, Scratch-resistant, Residue-free removal
Lifespan	Up to 20 years (under proper storage)
Package Dimensions	13 x 6.5 x 6 cm
Item Weight	55 grams







WARRANTY AND SUPPORT

For specific warranty information regarding your Phomemo labels, please refer to the purchase documentation or contact Phomemo customer support directly. While these labels are consumables, Phomemo stands behind the quality of its products.

Phomemo Customer Support: For technical assistance or product inquiries, please visit the official Phomemo website or contact their customer service channels. You can often find support information on the product packaging or through the retailer where you purchased the labels.

Note: The return policy for this product is typically 30 days for refund/replacement, as per standard retail terms. Please check with your specific retailer for their return policy.

Related Documents - 5050-1-DE

	<p>Phomemo M200 Portable Label Maker Instruction Manual</p> <p>User guide for the Phomemo M200 portable label maker, detailing setup, specifications, parts, app installation, printing, and troubleshooting. Includes multilingual instructions and warranty information.</p>
	<p>Phomemo M200 Portable Label Printer: User Manual and Specifications</p> <p>Comprehensive guide to the Phomemo M200 portable label printer, covering product specifications, parts, installation, app connection, settings, and regulatory information. Includes multilingual support details.</p>
	<p>Phomemo M220 Quick Start Guide</p> <p>A concise guide to setting up and using the Phomemo M220 label maker, covering preparation, Bluetooth smartphone connection, and PC connectivity via USB, including FCC compliance information and support details.</p>
<p>User Guide</p> <p>M110</p>  <p>English</p>	<p>Phomemo M110 Label Maker User Guide</p> <p>Comprehensive user guide for the Phomemo M110 label maker, covering product introduction, setup, app usage, paper replacement, PC application installation, safety instructions, cleaning, maintenance, and regulatory information.</p>
<p>Instruction</p> <p>M220 Product Instruction</p>  <p><small>Please read this instruction book carefully before operating the product.</small></p>	<p>Phomemo M220 Label Maker User Manual</p> <p>Comprehensive guide for the Phomemo M220 label maker, covering packing list, product specifications, appearance introduction, component description, paper roll installation, app download and connection, label size confirmation, printing guide, troubleshooting, and warranty information.</p>
 <p>Phomemo M220 Thermal Label Maker</p>	<p>Phomemo M220 Thermal Label Maker User Guide</p> <p>A guide to using the Phomemo M220 Thermal Label Maker, including setup, app connection, and troubleshooting.</p>