

Nerf F8631

Nerf N Series Infinite Dart Blaster Instruction Manual

1. INTRODUCTION

The Nerf N Series Infinite Dart Blaster is designed for foam dart play, offering extreme accuracy, speed, and distance. This manual provides instructions for safe assembly, operation, and care of your blaster.



Figure 1: Nerf N Series Infinite Dart Blaster with included N1 darts.

2. SAFETY INFORMATION

WARNING: Small parts may be generated. Not for children under 3 years.

Always use official Nerf N Series N1 darts. Do not modify darts or blaster. Eyewear is recommended for players and people within range (not included).

3. WHAT'S IN THE BOX

- Nerf N Series Infinite Dart Blaster
- 40-Dart Battle Belt (pre-installed or separate)
- 80 Nerf N1 Foam Darts



Figure 2: Contents of the Nerf N Series Infinite Dart Blaster package.

4. SETUP

Ensure all components are present and undamaged before beginning assembly or play.

4.1 Attaching the Battle Belt

The 40-dart battle belt is designed for quick loading and can be removed. If not already attached, slide the battle belt into the designated slot on the underside of the blaster until it clicks securely into place.



Figure 3: Inserting the 40-dart battle belt into the blaster.

5. LOADING DARTS

The Nerf N Series Infinite Blaster uses specific Nerf N1 darts for optimal performance.

5.1 Loading the 40-Dart Battle Belt

1. Ensure the battle belt is either attached to the blaster or removed.
2. Insert Nerf N1 darts individually into the slots on the battle belt. The belt is designed to allow continuous loading during play.
3. The blaster also features onboard 16-dart storage for additional darts, keeping them within easy reach for reloads.



Figure 4: Loading N1 darts into the battle belt.

6. OPERATING THE BLASTER

The Nerf N Series Infinite Blaster features pump-action firing.

1. **Prime the Blaster:** Grip the priming slide located at the front of the blaster. Pull the slide back completely, then push it forward until it locks into place. This action prepares a dart for firing.
2. **Fire a Dart:** Aim the blaster at your target. Pull the trigger to fire a single Nerf N1 dart.
3. Repeat steps 1 and 2 to fire additional darts. The battle belt will advance automatically.



Figure 5: Priming the blaster for firing.



Figure 6: Blaster in action, firing an N1 dart.

7. DART COMPATIBILITY

The Nerf N Series Infinite Blaster is compatible **only** with Nerf N Series N1 darts. Using other types of darts may cause the blaster to malfunction or jam.

8. MAINTENANCE

To ensure the longevity and optimal performance of your Nerf N Series Infinite Dart Blaster:

- Keep the blaster clean and free of dirt or debris.
- Store the blaster and darts in a dry, cool place away from direct sunlight.
- Do not attempt to disassemble the blaster beyond its intended removable parts.

9. TROUBLESHOOTING

9.1 Darts Not Firing or Jamming

- Ensure you are using only official Nerf N Series N1 darts. Other darts are not compatible.

- Verify that the blaster is fully primed by pulling the slide back and pushing it forward completely.
- Check the battle belt for any misaligned or damaged darts. Remove and replace any problematic darts.
- If a dart is jammed, carefully remove the battle belt and clear the jam from the dart path.

10. SPECIFICATIONS

- **Model Number:** F8631
- **Product Dimensions:** 3.19 x 26 x 13.5 inches
- **Item Weight:** 4.84 pounds
- **Manufacturer Recommended Age:** 8 years and up
- **Dart Type:** Nerf N Series N1 Darts (80 included)
- **Battle Belt Capacity:** 40 darts
- **Onboard Storage:** 16 darts

11. OFFICIAL PRODUCT VIDEO




Your browser does not support the video tag.

Video 1: Official overview of the Nerf N Series Infinite Blaster, demonstrating its pump-action and battle belt features.

12. WARRANTY AND SUPPORT

For warranty information or product support, please refer to the manufacturer's official website or contact their customer service department. Keep your proof of purchase for any warranty claims.

Related Documents - F8631

	<p>Nerf Pro Stryfe X Dart Blaster: User Manual and Safety Instructions</p> <p>Comprehensive guide to operating the Nerf Pro Stryfe X Dart Blaster, including charging, loading, firing, safety warnings, and storage. Features detailed instructions for safe play and regulatory information.</p>
	<p>Nerf Rough Cut 2X4 Elite Blaster User Manual</p> <p>User manual for the Nerf Rough Cut 2X4 Elite Blaster, detailing its features, operation, and safety precautions. Includes instructions for loading, single fire, and slam fire modes.</p>
	<p>Nerf Roblox Arsenal Pulse Laser Blaster Instructions</p> <p>Comprehensive guide on how to operate, load, fire, and clear jams for the Nerf Roblox Arsenal Pulse Laser motorized dart blaster. Includes safety warnings and battery information.</p>



[NERF Modulus ECS-10 Blaster: Instructions and Safety Guide](#)

Official instructions and safety information for the NERF Modulus ECS-10 blaster by Hasbro. Learn how to load, fire, maintain, and safely use your NERF blaster.



[Nerf Ultra One Blaster: Assembly, Loading, and Firing Instructions](#)

A comprehensive guide to assembling, loading, and operating the Nerf Ultra One Motorized Blaster, including important safety information and troubleshooting tips.



[Nerf Fortnite AR-L Blaster: Instructions and Features](#)

This document provides instructions and details for the Nerf Fortnite AR-L Blaster, including how to clear jams, insert batteries, load and fire darts, and store the blaster. It features multilingual support and highlights key components like the trigger, flip-up sight, tactical rail, and acceleration button.