

- › [Furby](#) /
- › [Furby Galaxy Edition Interactive Plush Toy Instruction Manual \(Model F8901\)](#)

Furby F8901

Furby Galaxy Edition Interactive Plush Toy Instruction Manual

Model: F8901

1. INTRODUCTION

The Furby Galaxy Edition is an interactive plush toy designed to provide companionship and entertainment. This manual outlines the steps for setup, operation, maintenance, and troubleshooting to ensure a complete and enjoyable experience with your Furby.

Your Furby features 5 voice-activated modes and can respond with over 600 phrases, jokes, and songs. It also reacts to physical interactions such as hugs, pats, shaking, and feeding. The Furby Galaxy Edition includes glow-in-the-dark elements and fashion accessories.



Image 1.1: The Furby Galaxy Edition interactive plush toy.

2. SETUP

2.1 Battery Installation

The Furby Galaxy Edition requires 4 AA batteries for operation. Batteries are not included.

1. Locate the battery compartment on the underside of your Furby.
2. Using a Phillips head screwdriver, open the battery compartment cover.
3. Insert 4 new AA batteries, ensuring correct polarity (+/-).
4. Replace the battery compartment cover and secure it with the screw.



Image 2.1: Furby with its included accessories, including a comb and clip-on beads. The battery compartment is located on the underside.

2.2 Initial Activation

Once batteries are installed, your Furby will activate automatically. It may begin to speak or move its ears and eyes. If it does not activate, ensure batteries are correctly inserted and fully charged.

3. OPERATING YOUR FURBY

3.1 Voice-Activated Modes

Your Furby responds to 5 primary voice commands. Speak clearly and directly to your Furby to activate these modes:

- **Dance Party:** Furby will play music and perform dance moves.
- **Copy Cat:** Furby will repeat phrases you say in various voices.
- **Tell My Fortune:** Ask Furby a question, and it will provide a humorous fortune.

- **Let's Chill:** Furby will guide you through breathing exercises and express positive sentiments.
- **Lightshow:** Furby's ears will flash with different light effects, reacting to touch.



Image 3.1: The Furby packaging illustrating the 5 unique voice commands.

3.2 Interactive Features

Furby is designed for various physical interactions:

- **Petting:** Petting Furby's head or back can elicit responses.
- **Hugging:** Furby responds to being hugged.
- **Shaking:** Gentle shaking can trigger reactions.
- **Feeding:** Place your finger or the pretend pizza charm into Furby's mouth to 'feed' it.
- **Glow in the Dark:** Furby's ears and certain accessories glow in the dark after exposure to light.



Image 3.2: The Furby Galaxy Edition demonstrating its glow-in-the-dark feature in a dimly lit environment.

3.3 Furbish Language

Furby speaks its own language, Furbish. Over time, it will learn and use English words and phrases as you interact with it.

3.4 Interacting with Other Furbys

If you have multiple Furby friends, they can interact with each other when placed in close proximity. Furby also reacts to Furblets mini friends (sold separately).

4. MAINTENANCE

4.1 Cleaning

To keep your Furby clean, gently comb its fur with the included comb or a soft brush. For surface cleaning, use a slightly damp cloth. Do not immerse Furby in water.

4.2 Powering Down

The Furby does not have an external off switch. To power down your Furby, you must remove the batteries from the compartment. Furby will enter a sleep mode (as shown in Image 4.1) if left undisturbed for a period of time.



Image 4.1: Furby in sleep mode, indicated by closed eyes and a 'ZZZ' icon.

5. TROUBLESHOOTING

Issue	Possible Cause	Solution
Furby does not turn on or respond.	Incorrect battery installation or depleted batteries.	Ensure 4 AA batteries are correctly inserted with proper polarity. Replace with new batteries if necessary.
Furby does not respond to voice commands.	Ambient noise, speaking too softly, or not using correct commands.	Speak clearly and directly to Furby. Reduce background noise. Ensure you are using one of the 5 recognized commands.

Issue	Possible Cause	Solution
Glow-in-the-dark features are not visible.	Insufficient exposure to light.	Expose Furby's glow-in-the-dark elements to bright light for at least 3 hours to charge them.
Furby's interactions with other Furbys are limited.	Distance between Furbys or specific interaction limitations.	Ensure Furbys are in close proximity. Note that Furby-to-Furby interactions are designed to be specific and may not involve extensive conversations.

6. SPECIFICATIONS

- **Product Dimensions:** 9 x 5 x 9 inches
- **Item Weight:** 15.1 ounces
- **Model Number:** F8901
- **Manufacturer Recommended Age:** 6 years and up
- **Batteries:** 4 AA batteries required (not included)
- **Language:** English
- **Manufacturer:** Hasbro
- **Release Date:** April 10, 2024

7. SAFETY INFORMATION


WARNING: Small parts may be generated. Not for children under 3 years.






8. WARRANTY AND SUPPORT

For warranty information or product support, please contact Hasbro customer service. Refer to the product packaging for specific contact details or visit the official Hasbro website.

© 2024 Hasbro. All rights reserved. Furby and all related properties are trademarks of Hasbro.

Related Documents - F8901

	<p>Furby Babies Instruction Manual: Setup, Play, and Care Guide</p> <p>Official instruction manual for Furby Babies by Tiger Electronics. Learn setup, interaction, games, troubleshooting, and care for your interactive toy. Includes information on Furbish language and communication.</p>
---	--

	<p>Furby Collector's Guide: Explore the World of Furby Toys</p> <p>A comprehensive collector's guide to all Furby, Furby Minis, and Furby Furblets, detailing various series, styles, and characters. Discover the diverse range of these interactive electronic toys.</p>
	<p>Furby Baby Care Guide and Instructions</p> <p>Comprehensive care guide for the Furby Baby toy, including setup, feeding, playing, cleaning, and troubleshooting instructions, with a Furby language dictionary and FCC compliance information.</p>
	<p>Furby Furblets: Quick Start Guide and Interaction Instructions</p> <p>Learn how to activate, interact with, and harmonize your Furby Furblets. This guide provides instructions for these electronic plush toys from Hasbro.</p>
	<p>Furby Coral Interactive Toy User Guide and Troubleshooting</p> <p>Comprehensive guide for the Furby Coral interactive toy, covering setup, commands, fashion, troubleshooting, and Furbish dictionary. Learn how to interact with your Furby and solve common issues.</p>
	<p>Furby Friendship Guide: Setup, Commands, and Features</p> <p>A comprehensive guide to setting up and interacting with your Furby, including commands, features, fashion tips, and troubleshooting.</p>