

## Michael Kors MK9156

# Michael Kors MK9156 Analog Blue Dial Men's Watch Instruction Manual

Model: MK9156

## 1. INTRODUCTION

This manual provides essential instructions for the proper use, setup, and maintenance of your Michael Kors MK9156 Analog Blue Dial Men's Watch. Please read this manual thoroughly to ensure optimal performance and longevity of your timepiece.

## 2. PRODUCT OVERVIEW

The Michael Kors MK9156 is an analog watch featuring a striking blue dial, a durable stainless steel case, and a comfortable blue silicone strap. It is designed for everyday wear and includes a date display function.



Figure 2.1: Front view of the Michael Kors MK9156 watch, showcasing the blue dial, silver-tone case, and blue silicone strap.

## 3. SETUP

---

### 3.1 Setting the Time and Date

To set the time and date on your MK9156 watch, follow these steps:



Figure 3.1: Side view of the watch, highlighting the crown used for adjustments.

1. **Pull the Crown Out:** Gently pull the crown (the knob on the side of the watch) out to position 2. This is typically the first click.
2. **Set the Date:** Rotate the crown either clockwise or counter-clockwise to adjust the date. If your watch has a quick-set date function, the date will change independently of the hour hand. Avoid setting the date between 9 PM and 3 AM, as this can interfere with the automatic date change mechanism.
3. **Pull the Crown Further Out:** Pull the crown out to position 3 (the second click). The second hand will stop moving.
4. **Set the Time:** Rotate the crown to move the hour and minute hands. Continue rotating until the correct time is displayed. Pay attention to AM/PM if setting the date, as the date changes at midnight.
5. **Push the Crown In:** Once the time and date are set, push the crown back into position 1 (normal operating position) to start the watch and ensure water resistance.

## 4. OPERATING

---

Your Michael Kors MK9156 watch is designed for straightforward operation. Once the time and date are set, the watch will function continuously. Ensure the crown is fully pushed in to maintain water resistance during wear.

## 5. MAINTENANCE

---

### 5.1 Water Resistance

This watch has a water resistance rating of 20 ATM (200 meters). This makes it suitable for swimming, snorkeling, and recreational diving. However, it is not suitable for high-impact water sports or deep-sea diving. Always ensure the crown is fully pushed in before any contact with water.

### 5.2 Cleaning

To maintain the appearance of your watch:

- Wipe the case and strap with a soft, damp cloth.
- For silicone straps, mild soap and water can be used, then rinse thoroughly and dry.
- Avoid using harsh chemicals, solvents, or abrasive cleaning materials.



Figure 5.1: Back view of the watch, illustrating the screw-back case design which contributes to its water resistance.

## 6. TROUBLESHOOTING

---

If you encounter issues with your watch, consider the following common solutions:

- **Watch Not Running:** If the watch has stopped, ensure the crown is fully pushed in. For quartz watches, a depleted battery is a common cause. Contact an authorized service center for battery replacement.
- **Date Not Changing:** Check if the time is set correctly, especially the AM/PM cycle. Avoid setting the date between 9 PM and 3 AM. If the issue persists, consult a service professional.
- **Condensation Under Crystal:** This may indicate a loss of water resistance. Avoid further contact with water and seek immediate professional service to prevent internal damage.

## 7. SPECIFICATIONS

Key specifications for the Michael Kors MK9156 watch:



Figure 7.1: Dimensional diagram of the watch, illustrating case size, strap width, and case thickness.



Feature	Detail
Model Number	MK9156
Movement Type	Quartz / 3 Hand Date





Case Material	Stainless Steel
Case Diameter	42 Millimetres
Case Thickness	13.7 Millimetres
Strap Material	Silicone
Strap/Lug Width	22 Millimetres
Band Colour	Blue
Water Resistance	20 ATM (200 meters)
Case Back Type	Screw Back
Closure Type	Strap Deployant
Item Weight	310 grams
Manufacturer	Fossil India Pvt Ltd
Country of Origin	China

## 8. WARRANTY AND SUPPORT

For warranty information, service, or support inquiries regarding your Michael Kors MK9156 watch, please refer to the warranty card included with your purchase or visit the official Michael Kors website for customer service contact details.

### Related Documents - MK9156

	<p><a href="#">Michael Kors Access Sofie Watch User Guide</a></p> <p>A comprehensive user guide for the Michael Kors Access Sofie Watch, detailing setup, app installation, pairing procedures for iOS and Android, Wi-Fi connectivity, notifications, features, battery management, and troubleshooting.</p>
	<p><a href="#">Michael Kors Access Quick Start Guide</a></p> <p>A comprehensive quick start guide for the Michael Kors Access smartwatch, covering setup, pairing, battery replacement, safety precautions, and regulatory information.</p>

	<p><a href="#">Инструкции к часам Michael Kors</a></p> <p>Полное руководство пользователя для различных моделей часов Michael Kors, включая инструкции по установке времени, даты, хронографа, будильника и водостойкости.</p>
	<p><a href="#">Michael Kors MKT5143 Smartwatch - Product Overview and Specifications</a></p> <p>Detailed technical specifications, compatibility information, and regulatory compliance for the Michael Kors MKT5143 smartwatch, including packaging details and dimensions.</p>
	<p><a href="#">Michael Kors Access Smartwatch Quick Start Guide</a></p> <p>A concise guide to setting up and using your Michael Kors Access smartwatch, covering charging, pairing, blood oxygen tracking, and accessing support resources.</p>
	<p><a href="#">Michael Kors DW13M2 Warranty and Product Information</a></p> <p>Official warranty, safety, and regulatory information for the Michael Kors DW13M2 smartwatch by Fossil Group, Inc. Includes details on product care, compliance, and support.</p>