

Manuals+

[Q & A](#) | [Deep Search](#) | [Upload](#)

manuals.plus /

> [FEELNEEDY](#) /

> [FEELNEEDY Super Silent Cat Water Fountain User Manual](#)

FEELNEEDY FN-W06

FEELNEEDY Super Silent Cat Water Fountain User Manual

Model: FN-W06

INTRODUCTION

Thank you for choosing the FEELNEEDY Super Silent Cat Water Fountain. This manual provides essential information for the proper setup, operation, and maintenance of your new pet water fountain. Designed to encourage your pets to drink more, this fountain features a super quiet pump, multi-stage filtration, and smart indicators for optimal pet hydration and convenience.

PRODUCT OVERVIEW

Package Contents

- Cat Water Fountain x 1
- Replacement Filters x 3
- Intelligent Pump x 1
- AC Adapter x 1

Key Features

- **Two Dynamic Water Discharge Modes:** Offers both a waterfall stream and a gentle bowl mode to cater to different pet preferences.
- **Super Quiet Operation:** Operates at a sound level as low as 25 decibels, ensuring a peaceful environment.
- **3.2L Water Capacity:** Provides ample water, lasting for more than 10 days for a single cat.
- **Emergency Water Tray:** A 210ml stable water tray ensures water availability during power outages.
- **Upgraded Anti-Splash Design:** Features safety buckles and a 3cm deep water tray with nine water holes to prevent splashing.
- **Smart Water Pump & Visible Water Level:** LED indicators for low water level (solid red) and pump blockage (flashing red). Automatic shut-off extends pump life.
- **Multi-Stage Filtration System:** Includes a 6-layer filter system with ion exchange resin, coconut-shell activated carbon, and primary cotton for clean water.
- **Newly Added Hair Catcher:** Designed to block pet hair from entering the pump, extending its lifespan.



The FEELNEEDY Super Silent Cat Water Fountain, showcasing its sleek design and integrated LED light.

Two Modes Steady Non-stop Flow

Provides fresh water for pets& no-leaking



Illustration of the two dynamic water discharge modes: a flowing waterfall stream and a calm gentle bowl, designed to appeal to different pet preferences.

Ultra Quiet, Enjoy the Silence

Even low voice than pets breath,
without noise



< 25db

Safety Lock Lid



FeelNeedy



Other

A cat drinking from the fountain, highlighting its ultra-quiet operation, which is less than 25 decibels.

SETUP INSTRUCTIONS

- 1. Unpack Components:** Carefully remove all parts from the packaging. Ensure all listed package contents are present.


2. **Assemble Filtration System:** Place the multi-stage filter into its designated slot within the fountain's top tray. Ensure the hair catcher is properly seated above the filter.
3. **Install Pump:** Insert the intelligent pump into the base of the fountain, ensuring it is securely connected and the power cord is routed through the designated channel.
4. **Fill with Water:** Fill the fountain reservoir with clean water up to the 'MAX' line. Do not overfill. The transparent material allows for easy monitoring of the water level.
5. **Attach Top Tray:** Place the top tray onto the main reservoir, ensuring the safety buckles on both sides are engaged to prevent accidental removal by pets.
6. **Connect Power:** Connect the AC adapter to the fountain and then plug it into a standard electrical outlet. *Always use the charging plug provided in the package.*
7. **Initial Operation:** The fountain will begin operating. Observe the LED light for status indicators.

Safe! Multi-Stage Filtration



Diagram showing the multi-stage filtration system components, including the hair catcher, ion exchange resin, coconut-shell activated carbon, and primary cotton.

3200^{ml}



Upgraded Larger 3200ml

Your feline friends stay hydrated more than 10 days.

The fountain's transparent design clearly indicates the 3.2L water capacity, with MAX and MIN fill lines.

OPERATING INSTRUCTIONS

Water Flow Modes


The fountain offers two distinct water flow modes: a dynamic waterfall stream and a gentle, calm bowl. These modes can be selected or adjusted based on your pet's preference and comfort.

LED Indicator Lights

- **Solid Blue Light:** Indicates normal operation and sufficient water level.
- **Solid Red Light:** Indicates a low water level. Refill the fountain immediately.
- **Flashing Red Light:** Indicates that the water pump is blocked, likely by pet hair or debris. Refer to the Maintenance section for cleaning instructions.

Easy Clean & Add Water

Detachable design for easy install, maintenance




The light flashes red when the pump is blocked.



Constant red light means low water level

The fountain's detachable design facilitates easy cleaning and water refilling. The image also illustrates the LED indicators for pump blockage (flashing red) and low water level (constant red).



Detailed view of the LED alarm indicators: flashing red for a blocked pump and constant red for a low water level, ensuring timely intervention.

MAINTENANCE

Regular cleaning and filter replacement are crucial for maintaining water quality and extending the life of your fountain.

Daily Maintenance

- Check water level and refill as needed.
- Wipe down the exterior of the fountain to remove any dust or splashes.

Weekly Cleaning

1. Unplug the fountain from the power outlet.
2. Disassemble the top tray, filter, and pump.
3. Rinse all components (except the AC adapter) under running water. Use a soft brush or sponge to clean any residue.
4. Pay special attention to cleaning the pump. Disassemble the pump cover and impeller to remove any accumulated hair or debris.
5. Clean the hair catcher thoroughly.
6. Reassemble all components and refill the fountain with fresh water.

Filter Replacement

It is recommended to replace the filter every 2-4 weeks, depending on the number of pets and water quality. Replace more frequently if you notice reduced water flow or increased debris.



Close-up view of the integrated hair catcher, designed to prevent pet hair from contaminating the filter and pump.

TROUBLESHOOTING

Problem	Possible Cause	Solution
Fountain not dispensing water / Flashing Red LED	Pump is blocked by hair or debris.	Unplug the fountain, disassemble and thoroughly clean the pump and impeller. Ensure no hair is obstructing the water flow. If water still doesn't come out after cleaning, please contact support.
Solid Red LED	Water level is too low.	Refill the fountain with clean water up to the 'MAX' line.
Fountain is noisy	Low water level; pump not properly seated; debris in pump; air in pump.	Ensure water is at the 'MAX' level. Check that the pump is securely seated. Clean the pump thoroughly. Gently shake the fountain to release any trapped air bubbles.
Water splashing outside fountain	Overfilling; pet playing with water; fountain not level.	Do not overfill past the 'MAX' line. Ensure the fountain is placed on a flat, stable surface. The anti-splash design minimizes this, but some playful pets may still cause minor splashes.

SPECIFICATIONS

Attribute	Detail
Model Number	FN-W06
Capacity	3.2 Liters (108 fl oz)
Product Dimensions	23L x 23W x 13.9H Centimetres
Item Weight	0.8 Kilograms
Material	Acrylonitrile Butadiene Styrene (ABS)
Voltage	5 Volts

Attribute	Detail
Power Source	Corded Electric
Indoor/Outdoor Usage	Indoor

WARRANTY AND SUPPORT

For any questions, concerns, or assistance with your FEELNEEDY Super Silent Cat Water Fountain, please contact our customer support. While specific warranty details are not provided in this manual, we are committed to ensuring your satisfaction. Please ensure to use only the original charging plug provided with the product to avoid any damage or malfunction.

Contact Information: support@feelneedy.com

