

Garnier 6.65 Intense Red

Garnier Olia 6.65 Intense Red Permanent Hair Color Instruction Manual

Oil Powered Ammonia Free Permanent Hair Dye

IMPORTANT SAFETY INFORMATION

Always perform a skin allergy test 48 hours before each use of this product. Hair colorants can cause severe allergic reactions. Read and follow instructions carefully. This product is not intended for use on persons under the age of 16. Temporary 'black henna' tattoos may increase your risk of allergy.

Do not color your hair if:

- You have a rash on your face or sensitive, irritated, or damaged scalp.
- You have ever experienced any reaction after coloring your hair.
- You have experienced a reaction to a temporary 'black henna' tattoo in the past.

Avoid contact with eyes. Rinse eyes immediately if product comes into contact with them. Do not use to dye eyelashes or eyebrows. Wear suitable gloves provided in the kit. Rinse hair well after application. Wait at least 14 days after bleaching, relaxing, or perming before coloring. Keep out of reach of children.

PACKAGE CONTENTS

Each Garnier Olia hair color kit contains the following components:

- Developer Bottle
- Colorant Tube
- After-Color Conditioner
- Protective Gloves
- Instruction Leaflet



Image: Components included in the Garnier Olia hair color kit.

PREPARATION BEFORE APPLICATION

Before you begin, ensure you have completed the allergy test 48 hours prior. Gather all necessary items and prepare your workspace.




- Read the entire instruction leaflet thoroughly before starting.
- Put on the protective gloves provided in the kit.
- Protect your clothing and surrounding surfaces from accidental spills.
- Ensure your hair is dry and unwashed before application.

APPLICATION STEPS

Follow these steps carefully for optimal results:

1. **Mix the Colorant:** Remove the cap from the Developer Bottle. Puncture the seal of the Colorant Tube and squeeze the entire contents into the Developer Bottle. Replace the Developer Bottle cap securely.
2. **Shake Vigorously:** Shake the Developer Bottle vigorously for at least 30 seconds until the mixture is thoroughly blended.
3. **Apply to Roots:** Immediately after mixing, apply the color mixture to your roots, ensuring even saturation.
4. **Apply to Lengths and Ends:** Distribute the remaining color mixture through the lengths and ends of your hair, ensuring complete coverage.
5. **Processing Time:** Allow the color to process for 30 minutes. For resistant gray hair, you may extend the processing time by an additional 5-10 minutes, but do not exceed 40 minutes total.
6. **Rinse:** Once the processing time is complete, add a small amount of warm water to your hair and gently massage to emulsify the color. Rinse your hair thoroughly with warm water until the water runs clear.
7. **Condition:** Apply the After-Color Conditioner to your hair. Leave it on for 2-3 minutes, then rinse thoroughly.

BEFORE



AFTER



SHADE 6.65

INTENSE RED

Image: Expected color results for Shade 6.65 Intense Red on different natural hair bases.

POST-COLOR CARE

To maintain the vibrancy and health of your newly colored hair:

- Use the After-Color Conditioner immediately after rinsing the dye to lock in color and provide nourishment.
- For ongoing care, use color-safe shampoos and conditioners.
- Limit washing your hair to preserve color longevity.
- Protect your hair from excessive sun exposure and chlorine, which can cause fading.

TROUBLESHOOTING

If you encounter any issues during or after coloring, consider the following:

- **Color did not take or is uneven:** Ensure thorough mixing of the colorant and developer. Apply evenly and ensure all hair strands are saturated. Check that the processing time was adequate for your hair type and previous treatments.
- **Scalp irritation or discomfort:** Discontinue use immediately if severe irritation occurs. This could indicate an allergic reaction. Refer to the Important Safety Information section.
- **Color fading quickly:** Use color-safe hair products. Avoid frequent washing with hot water. Environmental factors like sun exposure and chlorinated water can also contribute to fading.
- **Hair feels dry or damaged:** Ensure you used the After-Color Conditioner. For ongoing care, incorporate deep

conditioning treatments. Olia's oil-powered formula is designed to minimize damage, but individual hair conditions vary.

PRODUCT SPECIFICATIONS

Specification	Detail
Brand	Garnier
Model	Olia 6.65 Intense Red
Item Form	Kit
Product Benefits	Hair Coloring, 100% Gray Coverage, 3X Shinier Hair
Special Features	Oil Powered, Ammonia Free, Silicone Free, Paraben Free, Phthalate Free, Vegan Formula
Package Dimensions	7.28 x 6.77 x 3.11 inches
Item Weight	15.84 ounces
UPC	603084088577
GTIN	603084088577

WARRANTY AND SUPPORT

For product support, questions, or concerns regarding your Garnier Olia hair color, please contact Garnier customer service directly. Specific warranty details may vary by region and purchase location. Refer to the product packaging for contact information or visit the official Garnier website for further assistance.