

## TTQ ct26

# TTQ Open Ear Headphones User Manual

Model: CT26

## 1. INTRODUCTION

---

Thank you for choosing TTQ Open Ear Headphones, Model CT26. These true wireless sports earbuds are designed to provide a comfortable listening experience while allowing you to remain aware of your surroundings. Featuring Bluetooth 5.3 connectivity, IPX7 waterproofing, and crystal-clear call quality, they are ideal for various activities including running, cycling, workouts, and driving. This manual will guide you through the setup, operation, and maintenance of your new headphones.

## 2. PACKAGE CONTENTS

---

Please verify that all items are present in your package:

- TTQ Open Ear Headphones (Left and Right Earbuds)
- Charging Case
- USB-C Charging Cable
- User Manual



**Image:** The TTQ Open Ear Headphones, Model CT26, displayed within their open charging case. The case features an LED digital power display indicating the battery level of both the case and the individual earbuds.

### 3. PRODUCT OVERVIEW

---

The TTQ CT26 headphones feature an innovative open-ear design with flexible earhooks, ensuring comfort and stability during extended use. This design allows ambient sounds to be heard, enhancing safety in outdoor environments.

# Open-Ear Earbuds

Earphones that don't go in your ears.

A man is shown from the chest up, wearing a dark long-sleeved shirt and open-ear earbuds. He is looking towards the camera with a slight smile. Behind him, there are stylized, flowing lines in shades of blue and purple that represent sound waves or air movement. The background is dark.

**Comfort and Secure**

**IPX7 Waterproof**

**Bluetooth 5.3**

**Less Hearing Loss**

**Image:** A person wearing the TTQ Open Ear Earbuds, demonstrating how the open-ear design sits comfortably outside the ear canal, allowing for situational awareness.

# Stay Aware of Your Surroundings.

Enjoy music while keep yourself safe.



**Image:** Two individuals cycling outdoors, both wearing TTQ Open Ear Headphones. This illustrates the product's suitability for sports and activities where awareness of surroundings is crucial for safety.

## 4. SETUP

### 4.1 Charging the Headphones and Case

Before first use, fully charge the headphones and the charging case. Connect the provided USB-C charging cable to the charging port on the case and a power source. The LED display on the charging case will show the battery percentage, and individual earbud charge indicators will light up during charging.

- A full charge provides up to 8 hours of music playtime or 9 hours of call time for the earbuds.
- The charging case extends total playtime to up to 36 hours.



# Digital Power Display & Longer Battery Life

9 Hrs for a single charge. 36H with charging case.




**Image:** The TTQ charging case with its lid open, showcasing the digital LED display that indicates the battery percentage of the case and the charging status of the earbuds. A USB-C charging port is visible at the front.

## 4.2 Pairing with Your Device

1. Ensure the headphones are charged.
2. Open the charging case. The earbuds will automatically enter pairing mode, indicated by a flashing light (if applicable, refer to product specific light indicators).
3. On your device (smartphone, tablet, computer), go to Bluetooth settings and turn Bluetooth on.
4. Search for available devices and select "CT26" from the list.
5. Once connected, the earbuds will indicate successful pairing (e.g., a voice prompt or steady light).

The headphones will automatically reconnect to the last paired device when taken out of the case, if Bluetooth is enabled on the device.

## Accompany You in Your Daily Life



**Image:** A visual representation of Bluetooth 5.3 technology, showing a smartphone's Bluetooth settings screen with 'CT26' listed as a connected device, illustrating the stable and fast connection capability.

## 5. OPERATING INSTRUCTIONS

The TTQ CT26 headphones feature a physical button for easy control of various functions.



**Image:** A diagram illustrating the single button controls on the earbud, detailing actions for pause/play, answer/hang up, rejection, volume adjustment, switching songs, and activating Siri.

### 5.1 Music Playback

- **Play/Pause:** Press the button once (x1).
- **Next Song:** Press the button twice (x2).
- **Previous Song:** Press the button three times (x3).
- **Volume Up/Down:** Press and hold the button for 2 seconds (Hold 2s).

### 5.2 Call Management

- **Answer/End Call:** Press the button once (x1).
- **Reject Call:** Press and hold the button for 2 seconds (Hold 2s).

The headphones feature dual-mic noise-cancelling technology for clearer calls by reducing environmental noise.



# Intelligent Noise Cancellation

Boost human voice and reduce environmental noise.  
Make phone calls clearer and smoother.



**Image:** A man wearing TTQ Open Ear Headphones while holding a smartphone, illustrating the intelligent noise cancellation feature that boosts human voice and reduces environmental noise for clearer calls.

## 5.3 Voice Assistant

- **Activate Voice Assistant (Siri, Google Assistant, etc.):** Press the button three times (x3).

## 6. MAINTENANCE

To ensure the longevity and optimal performance of your TTQ Open Ear Headphones, follow these maintenance guidelines:

- **Cleaning:** Regularly wipe the earbuds and charging case with a soft, dry, lint-free cloth. Avoid using abrasive materials or harsh chemicals.
- **Water Resistance:** The headphones are IPX7 waterproof, meaning they can withstand submersion in up to 1 meter of water for 30 minutes. They are resistant to sweat and rain, making them suitable for workouts. However, they are not designed for swimming or prolonged submersion. Ensure the charging port is dry before charging.
- **Storage:** When not in use, store the headphones in their charging case to protect them from dust and damage. Store in a cool, dry place away from extreme temperatures.

# IPX7 Waterproof

Ideal for Sports. No fear of rain or sweat. More durable.



**Image:** TTQ Open Ear Headphones and their charging case on a wet surface with water splashes, demonstrating their IPX7 waterproof rating, indicating resistance to rain and sweat.

## 7. TROUBLESHOOTING

If you encounter issues with your TTQ Open Ear Headphones, please refer to the following common solutions:

- **No Sound/Low Volume:**

- Ensure the headphones are properly paired and connected to your device.
- Check the volume level on both the headphones and your connected device.
- Ensure the earbuds are charged.

- **Pairing Issues:**

- Make sure Bluetooth is enabled on your device.
- Ensure the headphones are in pairing mode (flashing indicator).
- Turn off Bluetooth on other nearby devices that might be trying to connect.
- Forget/remove "CT26" from your device's Bluetooth list and try pairing again.
- Restart both your device and the headphones (by placing them back in the case and taking



them out).

- **Charging Issues:**

- Ensure the charging cable is securely connected to both the case and the power source.
- Try a different USB-C cable and power adapter.
- Ensure the charging contacts on the earbuds and in the case are clean and free of debris.

- **Intermittent Connection:**

- Ensure your device is within the Bluetooth range (up to 10 meters/33 feet).
- Avoid physical obstructions between the headphones and your device.
- Minimize interference from other wireless devices.

If the issue persists after trying these steps, please contact customer support.

## 8. SPECIFICATIONS

Feature	Specification
Model Name	CT26
Connectivity Technology	Wireless (Bluetooth)
Wireless Communication Technology	Bluetooth 5.3
Bluetooth Range	10 Meters (33 Feet)
Water Resistance Level	IPX7 Waterproof
Ear Placement	Open Ear
Form Factor	True Wireless
Battery Life (Earbuds)	8 Hours (Music) / 9 Hours (Calls)
Total Playtime with Charging Case	Up to 36 Hours
Audio Driver Type	Dynamic Driver
Audio Driver Size	16.2 Millimeters
Frequency Range	20 Hz - 20,000 Hz
Noise Control	Active Noise Cancellation (for calls)
Control Method	Physical Button
Charging Port	USB-C
Item Weight	7.8 ounces (0.22 Kilograms)
Material	Plastic

UPC

717977781312





## 9. CUSTOMER SUPPORT

For any questions, concerns, or if you receive a defective product, please do not hesitate to contact TTQ customer support. We are committed to providing solutions within 24 hours.

Please visit the official TTQ store on Amazon for more information and support resources:[TTQ Store](#)

© 2024 TTQ. All rights reserved.

### Related Documents

	<p><a href="#">TTQ U89 Wireless Earbuds User Manual</a></p> <p>User manual for the TTQ U89 wireless earbuds, covering product overview, specifications, function and operation, charging, wearing, pairing, and troubleshooting.</p>
	<p><a href="#">TTQ DX06 Wireless Lavalier Microphone User Manual</a></p> <p>Comprehensive user manual for the TTQ DX06 wireless lavalier microphone system, detailing package contents, product features, connectivity, technical specifications, and customer support.</p>
	<p><a href="#">TTQ TF39 User Manual: VLOG Mobile Screen Sharing Device Guide</a></p> <p>Comprehensive user manual for the TTQ TF39 VLOG Mobile screen sharing device. Learn about setup, features, usage guidelines, specifications, and contact information.</p>
	<p><a href="#">TTQ OTC Hearing Aids for Seniors: Smart Noise Cancelling &amp; Bluetooth</a></p> <p>User manual for TTQ OTC Hearing Aids, featuring smart noise cancellation, Bluetooth connectivity, 3-level volume adjustment, and a rechargeable, fashionable design for seniors with hearing loss.</p>