

Ninkear A15 PLUS

Ninkear A15 Plus Laptop User Manual

Model: A15 PLUS | Brand: Ninkear

1. INTRODUCTION

Welcome to the user manual for your new Ninkear A15 Plus Laptop. This guide provides essential information to help you set up, operate, maintain, and troubleshoot your device. The Ninkear A15 Plus is a high-performance laptop designed for efficiency and productivity, featuring an AMD Ryzen 7 5825U processor, a vibrant 15.6-inch Full HD display, ample memory and storage, and convenient features like a backlit keyboard and fingerprint unlock.



Front view of the Ninkear A15 Plus Laptop, showcasing its sleek design and vibrant display.

2. SETUP GUIDE

2.1 Unboxing and Initial Inspection

Carefully remove all components from the packaging. Verify that all items listed in the 'What's in the Box' section are present and undamaged. If any items are missing or damaged, please contact customer support.

2.2 Powering On and Initial Setup

1. Connect the power adapter to the laptop's DC-in port and then to a power outlet.
2. Press the power button located on the keyboard to turn on the laptop.
3. Follow the on-screen instructions to complete the Windows 11 initial setup, including language selection, network connection, and user account creation.

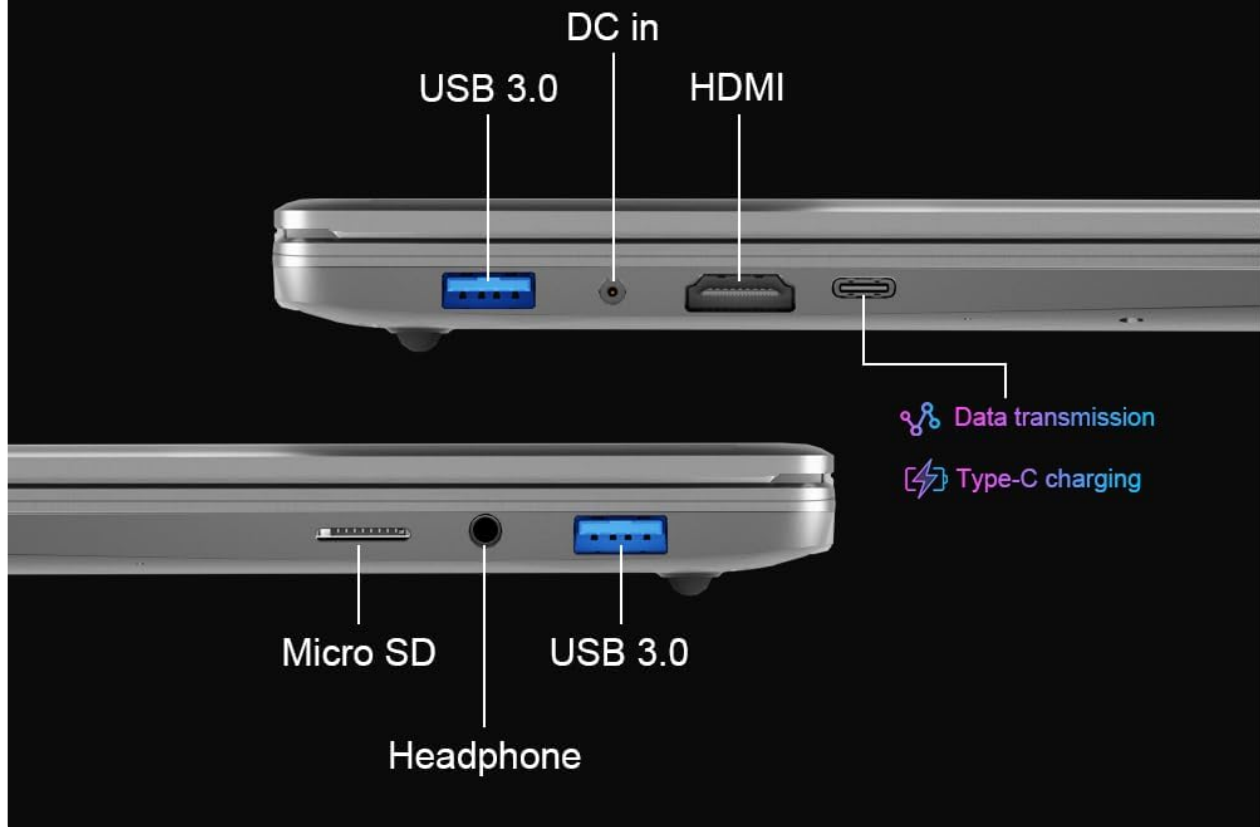
2.3 Connecting Peripherals

The Ninkear A15 Plus offers a variety of ports for connecting external devices:

- **USB 3.0 Ports:** For connecting USB devices such as mice, keyboards, and external storage drives.
- **HDMI Port:** For connecting to external displays or projectors.
- **Type-C Port:** Supports data transmission and charging.
- **Micro SD Card Reader:** For reading data from Micro SD cards.
- **3.5mm Headphone Jack:** For connecting headphones or external speakers.

Rich Interfaces

Multiple interfaces for easy connection to current and peripheral displays, projectors and other equipment, saving the trouble of transferring



Overview of the rich interfaces available on the Ninkear A15 Plus laptop for versatile connectivity.

3. OPERATING YOUR LAPTOP

3.1 Keyboard and Touchpad

The laptop features a full-size keyboard with a numeric keypad and a responsive touchpad. The keyboard is backlit, allowing for comfortable typing in low-light conditions.

Adjusting Keyboard Backlight

To adjust the keyboard backlight intensity, press the **Fn + F5** keys simultaneously. This function allows you to cycle through different brightness levels or turn the backlight off.

Backlit Keyboard

Backlit keyboard, accurate input in the dark

*Small numeric keypad
is attached to the right



The backlit keyboard provides accurate input even in dark environments.

3.2 Fingerprint Unlock

For enhanced security and quick access, the Ninkear A15 Plus is equipped with a fingerprint unlock module. This allows you to log in to your system in approximately 0.5 seconds.



Fingerprint Unlock Module
Recognition Only
Takes **0.5s.**

Cooling Solutions

Cooling coppertube + silent fan, help the notebook to dissipate heat quickly work stably and last longer.



The laptop features a 180-degree hinge and a fast fingerprint unlock module.

3.3 Display and Visual Experience

The 15.6-inch Full HD (1920x1080) IPS display offers a wide viewing angle and vibrant colors. With an ultra-narrow bezel design, the screen-to-body ratio is up to 90.3%, providing an immersive visual experience.

3.4 Audio and Webcam

The laptop includes built-in speakers for clear sound quality. A 720P HD webcam is integrated for video calls, online meetings, and e-learning, ensuring clear communication.

3.5 Connectivity (Wi-Fi & Bluetooth)

Enjoy stable and smooth internet browsing with dual-band Wi-Fi (2.4G/5.0G Hz 802.11ax wireless transmission protocol). Bluetooth 4.2 is also integrated for connecting wireless peripherals.

3.6 Battery Life and Charging

The A15 Plus is equipped with a 5000mAh battery, providing 6-8 hours of typical use. The Type-C port supports charging, offering flexible power options.



The Ninkear A15 Plus offers extended battery life for professional work on the go.

4. MAINTENANCE

4.1 Cleaning Your Laptop

- Use a soft, lint-free cloth slightly dampened with water or a screen cleaner to wipe the display.
- For the keyboard and chassis, use a soft, dry cloth. Avoid harsh chemicals or abrasive materials.
- Regularly clean the vents to ensure proper airflow and prevent dust buildup.

4.2 Battery Care

- Avoid completely discharging the battery frequently.
- Store the laptop in a cool, dry place when not in use for extended periods.
- If storing for a long time, charge the battery to about 50% before storage.

4.3 Software Updates

Keep your operating system and drivers updated to ensure optimal performance and security. Windows Update will typically handle system updates automatically.

4.4 Cooling System

The A15 Plus features an integrated fan and copper radiator for efficient heat dissipation. The fan automatically adjusts its speed based on CPU temperature to prevent overheating and prolong hardware lifespan.



All copper radiator

Laptop Cooling Protection

The fan automatically switches to cooling mode according to the heat generated by the CPU. This reduces heat damage to computer hardware and protects battery life



The laptop's cooling system with an all-copper radiator protects hardware and extends battery life.

5. TROUBLESHOOTING

This section addresses common issues you might encounter with your Ninkear A15 Plus laptop.

5.1 Power Issues

- **Laptop does not turn on:** Ensure the power adapter is securely connected to both the laptop and a working power outlet. Check if the power indicator light is on. If the battery is completely drained, it may take a few minutes to show signs of life after plugging in.
- **Battery not charging:** Verify the power adapter is functioning correctly. Try a different outlet. Ensure the charging port is clean and free of debris.

5.2 Display Problems

- **Screen is blank or black:** Try pressing **Fn + F7** (or the key with a display icon) to toggle display output. Ensure the laptop is not connected to an external monitor that is set as the primary display.
- **Flickering screen:** Update your graphics drivers. Check display cable connections if using an external monitor.

5.3 Performance Issues

- **Laptop is slow:** Close unnecessary applications. Check Task Manager for high CPU or RAM usage. Ensure sufficient free space on the SSD. Run a virus scan.
- **Overheating:** Ensure the laptop's vents are not blocked. Use the laptop on a hard, flat surface to allow for proper airflow.


5.4 Connectivity Problems

- **Wi-Fi not connecting:** Ensure Wi-Fi is enabled. Restart your router and laptop. Update Wi-Fi drivers.
- **Bluetooth device not pairing:** Ensure Bluetooth is enabled on both devices. Make sure the device is in pairing mode.


If you encounter issues not covered here or require further assistance, please refer to the Warranty and Support section for contact information.

6. SPECIFICATIONS


Detailed technical specifications for the Ninkear A15 Plus Laptop:




1920*1080 FHD IPS



15.6 inch IPS screen




57WH battery




AMD RYZEN 7 5825U
8 Cores 16 Threads

32GB DDR4


1TB PCIE SSD



Fingerprint unlock




2.4G/5G WiFi



Backlit Keyboard

Super cooling



Key features and specifications of the Ninkear A15 Plus Laptop.

| Feature | Specification |
|-------------------|------------------------------|
| Brand | Ninkear |
| Model Name | A15 PLUS |
| Color | Silver |
| Form Factor | Notebook |
| Display Size | 15.6 Inches |
| Screen Resolution | 1920 x 1080 Pixels (FHD IPS) |
| Processor Brand | AMD |

| Feature | Specification |
|-----------------------|--------------------------------------|
| Processor Type | AMD Ryzen 7 5825U |
| Processor Cores | 8 Cores, 16 Threads |
| Processor Speed | Up to 4.3 GHz |
| RAM Size | 32 GB |
| Memory Technology | DDR4 |
| Memory Speed | 3200 MHz |
| Hard Drive Size | 1 TB |
| Hard Drive Technology | SSD (PCIe x 2) |
| Graphics Coprocessor | AMD Radeon Graphics |
| Operating System | Windows 11 OS |
| Connectivity Type | Wi-Fi (802.11ax), Bluetooth 4.2 |
| Average Battery Life | 8 Hours (5000mAh) |
| Item Weight | 1.7 Kilograms |
| Special Features | Fingerprint Reader, Backlit Keyboard |

7. WARRANTY AND SUPPORT

7.1 Warranty Information

Ninkear offers a **2-year after-sales service** for its laptops. If your product experiences a failure due to product defects within 1 year of purchase, please contact customer support with your order number, a video or photo of the defect, and a detailed description.

7.2 Repair Options

For repairs, first contact the designated customer service center. If the issue cannot be repaired by the center, you may be able to arrange for self-repair and seek reimbursement for repair costs.

7.3 Customer Support

Ninkear is committed to providing the best quality and service to its customers. For any questions, technical assistance, or warranty claims, please contact Ninkear customer support through the retailer's platform or the official Ninkear website. Your feedback is valuable and helps improve our products.

