

vidaXL 3201060

vidaXL 3-Seater Sofa with Footrest, Black 180 cm Velvet - Instruction Manual

Model: 3201060

1. INTRODUCTION

This manual provides essential information for the assembly, use, and maintenance of your new vidaXL 3-Seater Sofa with Footrest. Please read these instructions carefully before assembly and retain them for future reference. The vidaXL 3-seater sofa with footrest is designed to be a comfortable and stylish addition to your living space, perfect for conversation, reading, watching television, or simply relaxing.

2. SAFETY INFORMATION

WARNING:

- Ensure all components are correctly assembled and tightened before use. Failure to do so may result in instability and potential injury.
- Do not exceed the maximum weight capacity of 110 kg per seat (total 330 kg for the sofa).
- Keep small parts and packaging materials away from children to prevent choking hazards.
- Avoid placing the sofa near open flames or heat sources.
- When cleaning, always remove the sofa cover to prevent damage to the sofa or the cover itself.

3. PACKAGE CONTENTS

Before beginning assembly, please verify that all parts listed below are present and undamaged. If any parts are missing or damaged, contact vidaXL customer support.

- 1 x 3-seater sofa frame and components
- 1 x Footrest frame and components
- Seat cushions, back cushions, and armrest cushions

- Assembly hardware (screws, bolts, tools if included)
- Instruction manual (this document)



Image 1: The complete vidaXL 3-seater sofa with footrest in black velvet.

4. ASSEMBLY INSTRUCTIONS

Assembly is required for this product. It is recommended to have two people for assembly. Please follow these general steps. Refer to the detailed assembly diagram (if provided separately) for specific part identification and connection points.

1. **Unpack Components:** Carefully remove all parts from the packaging. Lay them out on a clean, soft surface (like a rug or blanket) to prevent scratches.
2. **Assemble Sofa Frame:** Connect the main frame sections using the provided hardware. Ensure all bolts are securely tightened.
3. **Attach Legs:** Securely attach the sofa legs to the assembled frame.
4. **Assemble Footrest Frame:** Connect the footrest frame sections and attach its legs.
5. **Place Cushions:** Position the seat, back, and armrest cushions onto the sofa and footrest frames. The covers for the cushions may need to be put on if they are separate.
6. **Final Check:** Verify that all connections are tight and the sofa and footrest are stable before use.

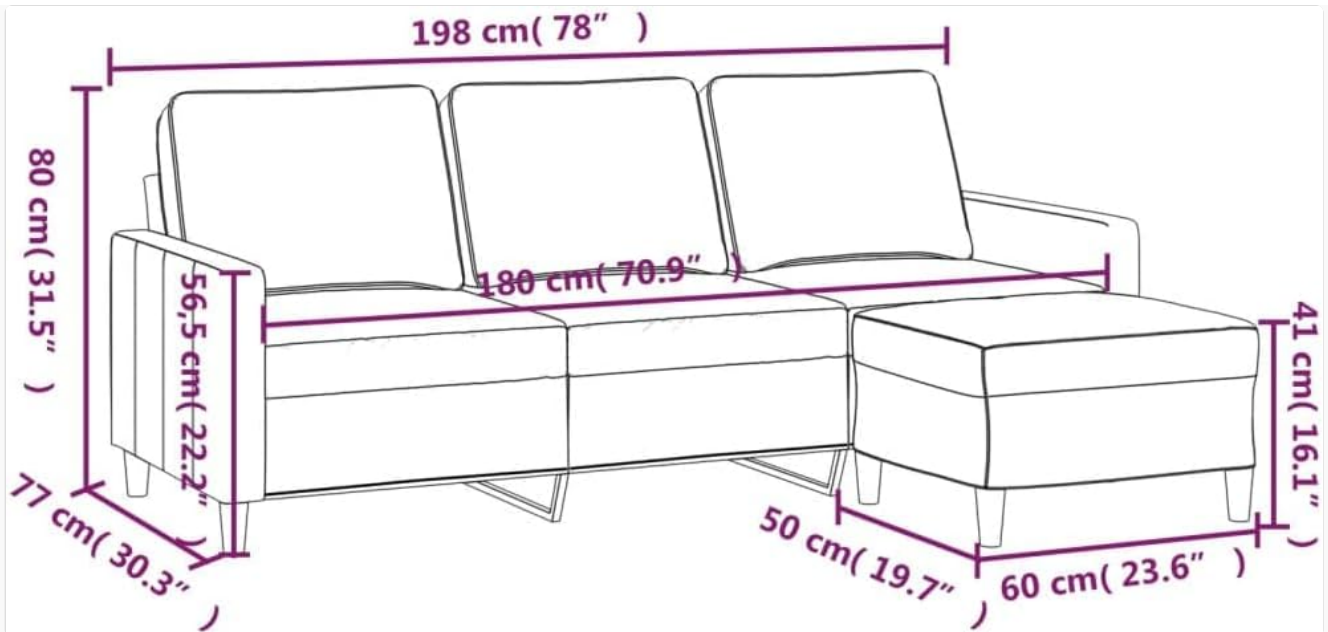


Image 2: Dimensional diagram of the sofa and footrest, indicating overall width, depth, height, seat dimensions, and armrest height.

5. PRODUCT FEATURES

The vidaXL 3-Seater Sofa with Footrest offers the following key features:

- **Durable Velvet Upholstery:** Crafted from soft and comfortable velvet (100% polyester) for a pleasant tactile experience.
- **Robust and Stable Construction:** Features a sturdy frame made of plywood and metal, ensuring long-lasting durability and stability.
- **Comfortable Seating:** Equipped with well-padded seats, armrests, and back cushions to provide a highly comfortable sitting experience.
- **Versatile Footrest:** The included footrest can be used to elevate your feet for relaxation or as additional seating, making it a flexible addition to any room. Its compact size and simple design integrate seamlessly into various living spaces.
- **Modern Design:** An eye-catching piece with a simple yet modern aesthetic that enhances your room's decor.



Image 3: The sofa and footrest arranged in a modern living room, demonstrating its aesthetic appeal and functionality.

6. USAGE

This sofa and footrest set is designed for indoor use in residential settings. It provides comfortable seating for up to three individuals on the sofa, with the footrest offering additional comfort or seating.

- **Seating:** Use the sofa for sitting, lounging, and relaxation.
- **Footrest:** Position the footrest in front of the sofa to elevate your feet, or use it as an extra stool when needed.
- **Placement:** Place the sofa on a level surface to ensure stability.

7. MAINTENANCE

Proper care will extend the life and appearance of your sofa.

- **Regular Cleaning:** Vacuum the velvet upholstery regularly using a soft brush attachment to remove dust and debris.

- **Spot Cleaning:** For spills, blot immediately with a clean, dry cloth. Do not rub, as this can spread the stain. For stubborn stains, use a mild upholstery cleaner specifically designed for velvet, testing on an inconspicuous area first.
- **Cover Care:** When cleaning the sofa cover, always remove it from the sofa frame. Follow the care instructions on the fabric label. Typically, velvet covers may require professional dry cleaning or gentle hand washing.
- **Frame Care:** Wipe the metal and plywood frame components with a damp cloth as needed. Avoid harsh chemicals.
- **Avoid Direct Sunlight:** Prolonged exposure to direct sunlight can cause fading of the velvet fabric. Position your sofa away from direct sunlight or use curtains/blinds.



Image 4: A close-up view of the black velvet fabric, highlighting its texture and color.

8. TROUBLESHOOTING

If you encounter any issues with your vidaXL sofa, refer to the following common solutions:

- **Sofa feels unstable:**

- Check all assembly bolts and screws to ensure they are fully tightened.
 - Ensure the sofa is placed on a flat, even surface. Adjust leg levelers if present.
- **Damaged or missing parts:**
 - If you received a damaged part or a part is missing from the package, do not proceed with assembly. Contact vidaXL customer support immediately for assistance and replacement parts.
 - **Cushions appear flat or misshapen:**
 - Fluff and rotate cushions regularly to maintain their shape and even out wear.

9. SPECIFICATIONS

Attribute	Detail
Brand	vidaXL
Model Number	3201060
Color	Black
Material	Velvet (100% polyester), Metal, Textilene, Plywood
Filling Material	Foam
Sofa Overall Dimensions (W x D x H)	198 x 77 x 80 cm (78 x 30.3 x 31.5 inches)
Sofa Seat Width	180 cm (70.9 inches)
Sofa Seat Depth	50 cm (19.7 inches)
Sofa Seat Height from Floor	41 cm (16.1 inches)
Sofa Armrest Height from Floor	56.5 cm (22.2 inches)
Footrest Dimensions (W x D x H)	60 x 50 x 41 cm (23.6 x 19.7 x 16.1 inches)
Maximum Load Capacity (per seat)	110 kg (242.5 lbs)
Total Maximum Weight Capacity	330 kg (727.5 lbs)
Item Weight	33.65 kg (74.18 lbs)
Assembly Required	Yes
Country of Origin	China

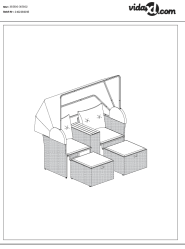

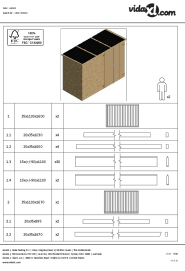
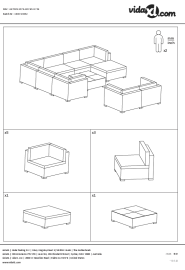
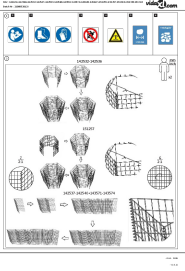
10. WARRANTY AND SUPPORT

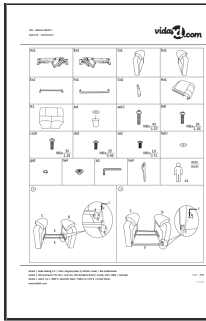
For warranty information, returns, or any product-related inquiries, please contact the seller directly. Refer to your purchase documentation for specific details regarding warranty coverage and return policies.

If you require assistance with assembly, missing parts, or troubleshooting beyond the scope of this manual, please reach out to vidaXL customer service or the retailer from whom you purchased the product.

You can visit the official vidaXL store for more information: [vidaXL Store](#)

Related Documents - 3201060

	<p>vidaXL Patio Sofa 2-Seater with Canopy and Stools Assembly Instructions</p> <p>Detailed assembly instructions for the vidaXL Patio Sofa 2-Seater with Canopy and Stools (SKU: 365800-365802). Includes parts list, hardware guide, and step-by-step assembly process.</p>
	<p>VidaXL Extended Producer Responsibility (EPR) Guide</p> <p>Learn about VidaXL's commitment to Extended Producer Responsibility (EPR) for EEE and textile waste. Discover recycling information, obligations, and partners.</p>
	<p>vidaXL Garden Shed Assembly Instructions</p> <p>Comprehensive assembly instructions for the vidaXL Garden Shed, including a parts list and step-by-step visual guides. SKU: 46363.</p>
	<p>VidaXL Modular Sofa Assembly Instructions</p> <p>Assembly instructions and parts list for the VidaXL modular sofa, including all components and steps for building the furniture.</p>
	<p>VidaXL Gabion Installation and Safety Guide</p> <p>This comprehensive guide from vidaXL provides essential safety warnings and step-by-step assembly instructions for gabion structures, ensuring proper installation and use. Covers multiple languages.</p>



[vidaXL Recliner Assembly Instructions](#)

Assembly guide for the vidaXL recliner, including parts list and step-by-step instructions.