

## Manuals+

[Q & A](#) | [Deep Search](#) | [Upload](#)

[manuals.plus](#) /

› [VIVOHOME](#) /

› [VIVOHOME Stadium Seats with Back Support and Cushion - Instruction Manual](#)

## VIVOHOME VH1331US-GY

# VIVOHOME Stadium Seats with Back Support and Cushion

INSTRUCTION MANUAL - MODEL VH1331US-GY

## Introduction

---

Thank you for choosing the VIVOHOME Stadium Seats. These portable bleacher chairs are designed to provide comfort and convenience during various events such as sports games, concerts, and outdoor festivals. Featuring back support, cushioning, cup holders, and storage bags, these seats are built for durability and ease of transport. Please read this manual thoroughly before use to ensure proper setup and operation.



Image: Two VIVOHOME stadium seats in black and gray, showcasing their design and features.

## Safety Information

- Ensure the seat is placed on a stable, flat surface before sitting.
- Do not exceed the maximum weight capacity of 225 lbs. per seat.
- Always use the bottom hooks to secure the seat to bleachers or benches for enhanced stability and safety.
- Keep fingers clear of moving parts when folding or unfolding the seat.
- Do not stand on the seat.


## Package Contents

Your VIVOHOME Stadium Seats package includes:

- 2 x VIVOHOME Stadium Seats (Black and Gray)

## Setup Instructions

1. **Unfolding the Seat:** Place the folded seat on a flat surface. Gently pull the backrest upwards and the seat base downwards until it locks into an open position.
2. **Positioning on Bleachers:** If using on bleachers, position the seat so that the two bottom hooks can securely grip the edge of the bleacher. Ensure the hooks are fully engaged to prevent movement.
3. **Adjusting Backrest:** The backrest can be tilted up to 110 degrees for optimal comfort. Adjust the high-strength straps on both sides of the seat to achieve your desired recline angle.



Carrying Handle



Shoulder Strap

## Easy to Transport

Fold up and carried by hand or hanging on shoulder




Image: Detail of the two bottom hooks designed to secure the stadium seat to a bleacher.

# Foldable Stadium Seat

Witness your every cheering moment



Image: A VIVOHOME stadium seat positioned on bleachers, ready for use.

## Operating Instructions

The VIVOHOME Stadium Seats are designed for user convenience with several integrated features:

- **Storage Bags:** Each armrest includes a cup holder and a convenient bag. A zippered storage bag, an additional cup holder, and a cover pocket are located beneath the seat. A large storage pocket is also available in the backrest for larger items. These provide ample space for personal belongings.
- **Padded Comfort:** The seat cushion is filled with a 1.6-inch thick soft sponge. The headrest, armrests, and leg rest are also padded for enhanced comfort during extended periods of sitting.
- **Portability:** The seat weighs approximately 4.4 lbs. (each) and folds compactly. It can be carried using the integrated shoulder strap or by hand with the carrying handle.

# Safe & Stable

You can rest assured to lean back



Padded Headrest



Padded Armrest



Padded Leg Rest

Image: The stadium seat showcasing its various storage options, including cup holders and pockets.

## Multiple Storage Bags Offer secure storage for personal odds and ends





Image: Illustration detailing the sponge padding in the headrest, armrest, and leg rest for comfort.

# Easy to Carry

2 ways that are easy to lift and remove



## Collapsible

Easy to carry



## Adjustable

Shoulder Strap

Image: Demonstrating the two ways to carry the folded stadium seat: using the shoulder strap or the carrying handle.

## Maintenance

- **Cleaning:** The seat's fabric is made of 600D Oxford cloth, which is waterproof and wear-resistant. To clean, wipe with a damp cloth and mild soap. Allow to air dry completely before folding and storing.
- **Storage:** Store the seats in a dry place away from direct sunlight when not in use to prolong their lifespan.
- **Inspection:** Periodically check all components, including the steel frame, fabric, and buckles, for any signs of wear or damage.

## Sponge Padded

For more relaxation and comfort

- A** Padded Headrest
- B** Padded Armrest
- C** Padded Leg Rest



Image: Close-ups of the seat's construction materials: coated steel tubes, reinforced plastic joints, 600D Oxford cloth, and durable nylon buckle.

## Troubleshooting

- **Seat feels unstable:** Ensure the seat is fully unfolded and locked into position. If on bleachers, verify that the two bottom hooks are securely engaged.
- **Difficulty folding/unfolding:** Check for any obstructions or debris in the hinge mechanisms. Apply gentle, even pressure when folding or unfolding.
- **Backrest not reclining properly:** Inspect the high-strength straps on the sides of the backrest for any tangles or damage. Adjust them evenly.

## Specifications

Feature	Detail
Product Dimensions	20.9 x 17.3 x 17.7 inches
Item Weight (each)	4.4 pounds (8.8 pounds for 2-pack)
Weight Capacity	Up to 225 lbs.
Model Number	VH1331US-GY
Material	600D Oxford Cloth, Coated Steel Tubes
Included Components	Stadium seat x 2

# Specifications

Package Dimensions

21.7 x 6.3 x 18.1 inches

Package Weight

11.2 lbs



Image: Visual representation of the product's dimensions and weight.



**225 lbs.**

Maximum bearing weight



**600D Oxford Cloth**



**Coated Steel Tubes**



**2 Bottom Hooks**

Increase stability and security

## Details

Robust and reliable



Stabilization



Secure



Easy to assemble

Image: Visual details of the seat's robust construction and features.

## Warranty and Support

VIVOHOME products are manufactured with quality and durability in mind. For specific warranty information or if you encounter any issues not covered in this manual, please contact VIVOHOME customer support. Refer to your purchase documentation for contact details or visit the official VIVOHOME website.