

**Manuals+**

[Q & A](#) | [Deep Search](#) | [Upload](#)

[manuals.plus](#) /

› [Parsonver](#) /

› [Parsonver Smart Watch SPROD1 User Manual](#)

**Parsonver SPROD1**

# Parsonver Smart Watch SPROD1 User Manual

MODEL: SPROD1



The Parsonver Smart Watch SPROD1 in Starry Silver, showcasing its sleek design and digital display.

## 1. SETUP GUIDE

### 1.1 What's in the Box

- 1x Smartwatch
- 1x Magnetic Charging Cable
- 1x Multilingual User Manual

### 1.2 Initial Charging


Before first use, fully charge your smartwatch using the provided magnetic charging cable. A full charge

takes approximately 2 hours. The watch offers up to 7 days of working time and 40 days of standby time.

## DIY your watch Face

# 200+

Watch Faces Built in APP  
&Customize Your Watch Face



The smartwatch connected to its magnetic charging cable, showing a 100% battery indicator on the display.

### 1.3 App Download & Pairing

Download the 'Fitomo' app from your phone's app store (compatible with Android 6.0/iOS 9.0 and above). Follow the on-screen instructions to grant necessary permissions for full functionality.

Official video guide on how to connect the Parsonver SPROD1 Smart Watch to an Android phone using the Fitomo app.

Official video guide on how to connect the Parsonver SPROD1 Smart Watch to an iPhone using the Fitomo app.

Ensure your phone's Bluetooth and location services are enabled. Open the Fitomo app, navigate to the 'Me' section, and select 'Connect Device'. The app will search for your watch (PARSONVER SR1). Select it to initiate pairing. Confirm the pairing request on both your phone and the watch.



Screenshot of the Fitomo app guiding the user through the device connection process.

### **1.4 Granting Permissions**

After pairing, the app will request various permissions (call history, contacts, location, notifications). Grant all permissions to ensure full functionality of the smartwatch, including call answering, message display, and accurate weather updates.

Official video demonstrating the setup process and granting permissions for the Parsonver SPROD1 Smart Watch.

## **2. OPERATING INSTRUCTIONS**

---

### **2.1 Call & Notification Management**

The Parsonver Smart Watch allows you to make and answer calls directly from your wrist via Bluetooth connection. Receive smart reminders for calls, SMS, texts, and app notifications (Facebook, WhatsApp, Instagram, Twitter, TikTok, etc.). Note: The watch does not support sending messages.

# Bluetooth Dial / Answer Calls & Smart Notification



A woman interacting with her Parsonver Smart Watch to manage calls and view app notifications.

## 2.2 Health Monitoring

The smartwatch is your 24-hour health companion. It continuously monitors your heart rate and blood oxygen levels. Detailed sleep analysis (deep sleep, light sleep, REM stages, wake times, quick naps) provides insights into your sleep quality. It also features specialized women's health tracking and smart stress monitoring.



# 24-Hours Health Monitoring

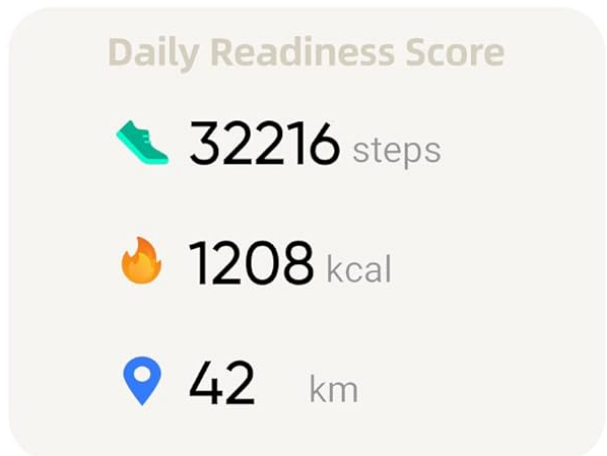


Visual representation of the smartwatch's 24-hour health monitoring capabilities, including heart rate, blood oxygen, and sleep tracking.

## 2.3 Sports Modes & Activity Tracking

Elevate your fitness journey with over 100 indoor and outdoor sports modes. The watch automatically records daily steps, distance traveled, calories burned, and active minutes, syncing data seamlessly with your mobile device.

# 100+ Sports Modes



The smartwatch displaying various sports modes and activity tracking metrics like steps, calories, and distance.

## 2.4 Customization & Additional Features

Choose from over 200 stunning watch dials or create your unique design with your favorite photos. The watch includes features like breathing training, real-time weather updates, music control, stopwatch, camera control, adjustable brightness, sedentary reminders, hydration prompts, and a phone finder.

**1.32"HD**  
Colorful & Sensitive  
Touch



## Big on Power

- ⚡ 2 Hrs Charging Time
- 🕒 7 Days Working Time
- 🔋 40 Days Standby

**IP68 Waterproof**  
Meet your daily  
waterproof needs



A close-up of the smartwatch displaying a customizable watch face, highlighting the variety of options available through the app.

## 3. MAINTENANCE

### 3.1 Cleaning & Care

Regularly clean your smartwatch and strap with a soft, damp cloth. Avoid using harsh chemicals or abrasive materials. Ensure the charging contacts are clean and dry before charging.

### 3.2 Waterproofing

The Parsonver SPROD1 smartwatch has an IP68 waterproof/dustproof rating, suitable for daily use like



hand washing or sweating during exercise. Avoid prolonged submersion, hot water, or high-speed water activities like showering, sauna, or diving, as this may affect its waterproof integrity.

## Liquid Silicone Strap



The smartwatch being splashed with water, demonstrating its IP68 waterproof rating.

## 4. TROUBLESHOOTING

### 4.1 Connectivity Issues

If your watch fails to connect or maintain a connection:

- Ensure Bluetooth is enabled on your phone.
- Check that location services are turned on and set to 'Always' for the Fitomo app.

- Restart both your phone and the smartwatch.
- Forget the device in your phone's Bluetooth settings and re-pair through the Fitomo app.
- Verify all app permissions are granted in your phone's system settings.

## 4.2 Notification Problems

If you are not receiving notifications:

- Ensure 'Message Notifications' and 'Incoming Call Alert' are enabled in the Fitomo app.
- Check your phone's notification access settings to ensure Fitomo has permission to read notifications.
- Disable any battery optimization settings for the Fitomo app that might restrict background activity.

## 4.3 Inaccurate Data

If health or activity data appears inaccurate:

- Ensure the watch is worn snugly on your wrist, not too loose or too tight.
- Verify that the watch's sensors are clean and free from debris.
- Confirm that location services are active and precise for accurate distance tracking.

# 5. PRODUCT SPECIFICATIONS

Product Dimensions	10.24 x 1.77 x 0.41 inches
Item Weight	1.41 ounces (40 Grams)
Item Model Number	SR1
Batteries	1 C batteries required (included)
Standing Screen Display Size	1.32 Inches
Memory Storage Capacity	512 MB
Operating System Compatibility	iOS 9.0/Android 6.0 or above Smartphones
Battery Capacity	250 Milliamp Hours
Connectivity Technology	Bluetooth 5.3
GPS	GPS Via Smartphone
Shape	Round

# 6. WARRANTY & SUPPORT





Parsonver is dedicated to ensuring a seamless and enjoyable experience with their products. A knowledgeable and friendly support team is available 24/7 to assist with any questions or feedback.

For further assistance, please refer to the official user manual available as a PDF [Download User Manual \(PDF\)](#)



Icon representing 24/7 online support for Parsonver products.

## Related Documents - SPROD1

 <p>PARSONVER</p> <p>Smartwatch User Manual</p> <p>EN01-09 DK10-180 FR19-271 IT28-361 ES37-480</p> <p>Help and Guide If you encounter any problems while using the product, you can search for the answer in the "Help Center" and search keywords to get answers.</p> <p>Model number: SR2</p>	<p><a href="#">Parsonver SR2 Smartwatch User Manual: Setup, Features, and Specifications</a></p> <p>Comprehensive user manual for the Parsonver SR2 smartwatch, covering setup, pairing, basic operations, health monitoring, app integration, and specifications. Learn how to use your Parsonver smartwatch effectively.</p>
 <p>PARSONVER</p> <p>User Manual</p> <p>Model number: IDW15 support@parsonver.com</p> <p>EN01-09 DK09-08 ES09-10 FR03-16 IT07-280 JPT07-240</p>	<p><a href="#">Parsonver IDW15 Smartwatch User Manual</a></p> <p>User manual for the Parsonver IDW15 smartwatch, covering setup, basic operations, app settings, charging, and precautions.</p>
 <p>PARSONVER</p> <p>User Manual</p> <p>EN02-09 FR09-18 DK10-180 IT28-361 ES37-480</p> <p>Model number: FF1 support@parsonver.com</p>	<p><a href="#">Parsonver FF1 Smartwatch User Manual</a></p> <p>Comprehensive user manual for the Parsonver FF1 smartwatch, covering setup, basic operations, features like calls, health monitoring, app connectivity, and specifications.</p>
 <p>PARSONVER</p> <p>User Manual</p> <p>Model Number: LW45 EN 01-06 JP 07-15</p> <p>Customer Service: support@parsonver.com</p>	<p><a href="#">Parsonver LW45 Smartwatch User Manual - Features, Setup, and Specifications</a></p> <p>Comprehensive user manual for the Parsonver LW45 smartwatch. Learn how to set up, pair, navigate, use features like fitness tracking, heart rate monitoring, notifications, and understand specifications and care instructions.</p>

<div data-bbox="167 107 260 129" data-label="Image"></div> <div data-bbox="170 152 264 300" data-label="Image"></div> <div data-bbox="170 311 256 349" data-label="Text"><p>User Manual Model number: PSLD1 support@parsonver.com</p></div>	<div data-bbox="341 253 842 282" data-label="Section-Header"><p><a href="#">Parsonver PSLD1 Smartwatch User Manual</a></p></div> <div data-bbox="341 293 1398 362" data-label="Text"><p>Comprehensive user manual for the Parsonver PSLD1 smartwatch, detailing setup, features, operation, specifications, and precautions for optimal use.</p></div>
<div data-bbox="137 571 212 582" data-label="Image"></div> <div data-bbox="137 598 287 772" data-label="Image"></div> <div data-bbox="137 779 290 828" data-label="Text"><p>User Manual Model number: FF1 support@parsonver.com</p></div>	<div data-bbox="341 631 820 660" data-label="Section-Header"><p><a href="#">Parsonver FF1 Smart Watch User Manual</a></p></div> <div data-bbox="341 672 1439 779" data-label="Text"><p>The official user manual for the Parsonver FF1 smartwatch, detailing setup, features, operations, health tracking, specifications, and maintenance. Learn how to maximize your Parsonver FF1 experience.</p></div>