

Manuals+

[Q & A](#) | [Deep Search](#) | [Upload](#)

manuals.plus /

› [DOOGEE](#) /

› [DOOGEE DK10 Rugged Smartphone User Manual](#)

DOOGEE DK10

DOOGEE DK10 Rugged Smartphone User Manual

Model: DK10 | Brand: DOOGEE

INTRODUCTION

This manual provides comprehensive instructions for the safe and efficient use of your DOOGEE DK10 Rugged Smartphone. Please read this manual thoroughly before operating the device to ensure proper functionality and to prevent damage.



Figure 1: Front and back view of the DOOGEE DK10 Rugged Smartphone, highlighting its robust design and camera module.

SETUP

1. Package Contents

Verify that all items are present in the package:

- DOOGEE DK10 Rugged Smartphone
- Charging Adapter
- USB Cable

- SIM Tray Ejector Tool
- NFC Tag Stickers
- OTG Cable

2. Charging the Device

Before first use, fully charge the DOOGEE DK10. The device supports 120W fast charging and 50W wireless charging.

1. Connect the USB cable to the charging adapter.
2. Plug the charging adapter into a power outlet.
3. Connect the USB-C end of the cable to the charging port on the smartphone.
4. For wireless charging, place the device on a compatible 50W wireless charging pad.

A full charge from 0% to 100% can be achieved rapidly with 120W wired charging. Wireless charging can reach 50% in approximately 25 minutes.



Figure 2: Illustration demonstrating the 120W fast charging capability and 50W wireless charging, highlighting the 5150mAh battery

capacity.



Figure 3: Detailed graphic explaining the fast charging times for both wired 120W and wireless 50W charging.

3. Installing SIM Cards and Storage

The DOOGEE DK10 supports dual Nano-SIM cards and expandable storage up to 2TB via a TF card.

1. Locate the SIM card tray on the side of the device.
2. Insert the SIM tray ejector tool into the small hole next to the tray and press gently until the tray pops out.
3. Place your Nano-SIM card(s) and/or TF card into the designated slots on the tray. Ensure correct orientation.
4. Carefully reinsert the tray into the device until it clicks into place.

Built-in More Crucial Features

nano SIM1 + nano SIM2 / TF card



NFC Supports Google Pay




Side Fingerprint Recognition



1217 Waterproof BOX speaker



L1+L5 Accurate Navigation



flashlight



Figure 4: Close-up view of the SIM card tray, showing slots for two Nano-SIM cards and a TF card for expandable storage.

50W Wireless Charging

25 Mins Charge from 0 to 50%



Reverse Charging



Mobile Phone

Figure 5: Diagram illustrating the dual 5G Nano-SIM and 2TB expandable storage capabilities of the DOOGEE DK10.

OPERATING INSTRUCTIONS

1. Power On/Off and Basic Navigation

- To power on, press and hold the power button (located on the side) until the DOOGEE logo appears.
- To power off, press and hold the power button, then select "Power off" from the options.
- Navigate the device using the touchscreen. Swipe, tap, and pinch gestures are supported.
- The device features a side-mounted fingerprint sensor for secure unlocking.

2. Display Features

The DOOGEE DK10 features a 6.67-inch 2.5K AMOLED display with a 120Hz dynamic refresh rate, offering vibrant colors and smooth visuals.



Figure 6: Visual representation of the 6.67-inch 2.5K AMOLED display with 120Hz refresh rate.

Underwater Camera



Figure 7: Detailed specifications of the display, including 120Hz refresh rate, 1080*2400 resolution, Corning Gorilla Glass, and 100% DCI P3 color gamut.

3. Camera Operation

The DOOGEE DK10 is equipped with a Morpho AI Quad Camera system, including a 50MP AI main camera, 64MP night vision camera, 50MP wide-angle & macro camera, 16MP long focus camera, and a 50MP front camera.

- Open the Camera application from the home screen or app drawer.
- Select desired mode: Photo, Video, Night Vision, Wide Angle, Macro, Portrait, etc.
- Tap the shutter button to capture photos or start/stop video recording.
- Utilize Morpho Super Night Mode for enhanced low-light photography.
- Morpho EIS Anti-Shake provides image stabilization for clearer shots.
- Morpho EIS UltraZoom allows for clear capture of distant objects.

Morpho AI Quad camera

50MP+50MP+64MP+16MP



50MP

AI main camera



64MP

Night vision camera



50MP

Wide Angle & macro camera



16MP

Long focus camera



50MP

Front camera

Figure 8: Overview of the Morpho AI Quad Camera system, detailing the specifications of each lens.

EIS Anti-Shake

Image Stabilization



Figure 9: Further details on the Morpho AI Quad Camera, including main, wide-angle, night vision, and front camera specifications.



Figure 10: Comparison demonstrating the effectiveness of the 64MP Night Vision Camera in low-light conditions.



Figure 11: Image showcasing the underwater camera capability of the DOOGEE DK10.



Figure 12: Demonstration of the EIS Anti-Shake feature for stable image capture.

4. Software and Performance

The DOOGEE DK10 runs on Android 13 with Doke OS 3.1, powered by the MediaTek Dimensity 8020 Octa-Core processor. It features 32GB RAM (12GB physical + 20GB adjustable) and 512GB ROM.



Figure 13: Overview of Android 13 and Doke OS 3.1 features, including data protection, notification management, step counting, and permission manager.



Figure 14: Illustration of the MediaTek Dimensity 8020 5G processor and the 32GB RAM + 512GB ROM configuration.



Figure 15: Examples of the Android 13 user interface on the DOOGEE DK10.

5. Additional Features

The DOOGEE DK10 includes several integrated features for enhanced usability:

- **NFC:** Supports Google Pay for contactless payments.
- **Side Fingerprint Recognition:** For quick and secure unlocking.
- **1217 Waterproof BOX Speaker:** Provides clear audio even in challenging environments.
- **L1+L5 Accurate Navigation:** Enhanced GPS for precise location tracking.
- **Flashlight:** Integrated powerful flashlight for illumination.

Built-in More Crucial Features

nano SIM1 + nano
SIM2 / 2TF card



NFC Supports Google Pay




Side Fingerprint Recognition



1217 Waterproof BOX speaker



L1+L5 Accurate
Navigation



flashlight




Figure 16: Visual representation of key built-in features such as NFC, side fingerprint recognition, waterproof speaker, accurate navigation, and flashlight.

MAINTENANCE

1. Durability and Protection

The DOOGEE DK10 is designed as a rugged smartphone with 360° full protection, meeting IP68/IP69K and MIL-STD-810H standards for water, dust, and shock resistance.

- **Waterproof:** Can withstand immersion in water up to 1.5 meters for 30 minutes. Ensure all ports are securely sealed before exposure to water.
- **Dust-proof:** Fully protected against dust ingress.
- **Shockproof:** Designed to withstand drops from heights up to 1.5 meters.

Military-Grade Safeguards

IP68 /IP69K & MIL-STD-810H



Figure 17: Visual demonstration of the phone's dustproof, waterproof (1.5m deep for 30 minutes), and shockproof (1.5m fall protection) capabilities.




Figure 18: Graphic illustrating the comprehensive ruggedness of the DOOGEE DK10, including its waterproof, dustproof, and shockproof design.

2. Cleaning and Care

To maintain the device's performance and appearance:

- Wipe the screen and body with a soft, lint-free cloth.
- For stubborn dirt, use a slightly damp cloth. Avoid harsh chemicals or abrasive materials.
- Ensure all ports are dry before charging or connecting accessories.

TROUBLESHOOTING

Problem	Possible Cause	Solution
Device does not power on.	Low battery; software crash.	Charge the device for at least 10 minutes. Press and hold the power button for 10-15 seconds to force restart.
Cannot connect to network.	SIM card not inserted correctly; network settings issue; incompatible carrier.	Reinsert SIM card. Check network settings. Verify compatibility with your carrier (T-Mobile supported, AT&T/Verizon not supported).
Fast charging not working.	Using non-compatible charger/cable; dirty charging port.	Ensure you are using the original 120W charging adapter and USB cable. Clean the charging port gently.
Camera images are blurry.	Lens is dirty; EIS Anti-Shake not active; poor lighting.	Clean the camera lenses with a soft cloth. Ensure good lighting conditions. Utilize EIS Anti-Shake feature.

SPECIFICATIONS

Feature	Detail
Model Name	DK10
Display	6.67 Inches AMOLED, 2.5K (2560 x 1440) Resolution, 120Hz Refresh Rate
Processor	MediaTek Dimensity 8020 Octa-Core
RAM	32 GB (12GB physical + 20GB adjustable)
Internal Storage	512 GB ROM
Expandable Storage	Up to 2TB via TF card
Rear Camera	50MP AI Main, 64MP Night Vision, 50MP Wide Angle & Macro, 16MP Long Focus
Front Camera	50MP
Battery Capacity	5150 mAh (Typical) / 3800 mAh (Rated)
Charging	120W Wired Fast Charging, 50W Wireless Charging
Operating System	Android 13 with Doke OS 3.1
SIM Card Slot	Dual SIM (Nano-SIM)
Network Support	5G, FDD, TDD, WCDMA, CDMA, GSM (T-Mobile compatible)
Durability	IP68/IP69K, MIL-STD-810H (Waterproof, Dust-proof, Shockproof)
Connectivity	NFC, OTG, GPS (L1+L5)
Dimensions	8 x 4 x 1 inches (Package)

Feature	Detail
Item Weight	11.2 ounces

WARRANTY AND SUPPORT

For warranty information and technical support, please refer to the official DOOGEE website or contact their customer service. Keep your purchase receipt as proof of purchase for warranty claims.

You can visit the official DOOGEE store on Amazon for more information: [DOOGEE Store](#)



© 2024 DOOGEE. All rights reserved.

This manual is for informational purposes only. Specifications are subject to change without notice.