

BLU G0771WW

BLU G73 User Manual

Comprehensive guide for your BLU G73 smartphone.

1. INTRODUCTION

Welcome to the user manual for your new **BLU G73** smartphone. This guide provides essential information to help you set up, operate, and maintain your device. The BLU G73 is designed to offer a seamless mobile experience with its expansive 6.8-inch HD+ Infinity Display, powerful 1.6GHz Octa-Core processor, and a long-lasting 5,000mAh battery. Capture life's moments with the versatile Triple 50MP Camera system and enjoy the latest features with Android 13.

2. SAFETY INFORMATION

Please read this section carefully before using your device to ensure safe and proper operation. Keep the device away from extreme temperatures, direct sunlight, and moisture. Avoid dropping or subjecting the device to strong impacts. Use only BLU-approved chargers and accessories to prevent damage and ensure safety. Do not attempt to disassemble or repair the device yourself, as this may void your warranty and cause harm.

3. PACKAGE CONTENTS

Upon opening your BLU G73 retail box, please verify that all the following items are included:

- BLU G73 Smartphone
- Rugged Case
- Quick Guide
- SIM Key
- Charger
- USB-C Cable
- Sticker



Figure 3.1: BLU G73 Box Contents.

4. DEVICE OVERVIEW

Familiarize yourself with the physical components of your BLU G73 smartphone.



Figure 4.1: Front and Back View of BLU G73.

The front of the device features the expansive 6.8-inch HD+ Infinity Display with a small notch for the front camera. The back houses the Triple 50MP Camera system and a fingerprint sensor for secure unlocking.







Figure 4.2: Side View of BLU G73.

On the sides, you will find the power button and volume controls. The bottom edge typically includes the USB-C charging port and speaker grille, while the top may feature a 3.5mm headphone jack.

5. SETUP

5.1. Inserting SIM Card and MicroSD Card

The BLU G73 supports GSM networks and is unlocked for use with compatible carriers like T-Mobile and Metro PCS. Locate the SIM card tray on the side of the device. Use the provided SIM key to eject the tray. Carefully place your Nano-SIM card(s) and an optional microSD card (up to 128GB) into the designated slots, ensuring correct orientation. Gently push the tray back into the device until it clicks into place.

5.2. Initial Power On and Setup

Press and hold the power button until the BLU logo appears. Follow the on-screen prompts to complete the initial setup, which includes selecting your language, connecting to a Wi-Fi network, signing in with your Google account, and setting up security features like the fingerprint sensor.

6. OPERATING YOUR BLU G73

6.1. Display and Navigation

The BLU G73 features a vibrant 6.8-inch HD+ Infinity Display with a 90Hz refresh rate, providing a smoother visual experience for scrolling and animations.

Smoother Image

The **G73** comes with a 90Hz display that refreshes the image on the screen 90 times per second, which is twice as often as a 60Hz display. This results in a smoother, more fluid image.



Figure 6.1: 90Hz Display for Smoother Visuals.

Navigate the interface using touch gestures: tap to select, swipe to scroll, pinch to zoom. The device runs on **Android 13.0**, offering the latest features and optimizations for a user-friendly experience.

6.2. Performance and Storage

Powered by a 1.6GHz Octa-Core ARM Cortex-A75 Processor and equipped with 6GB of RAM, the G73 ensures responsive performance for daily tasks and multitasking. It comes with 128GB of internal storage, expandable via microSD card.

Powerful Performance

1.6GHz Octa-Core | 128GB Internal Storage | 6GB RAM



Figure 6.2: Powerful Performance and Multitasking.

7. CAMERA FEATURES

The BLU G73 is equipped with a versatile camera system to capture your memories:

- **Rear Camera:** Triple 50MP Main Sensor with supportive lenses
- **Front Camera:** 8MP Selfie Camera

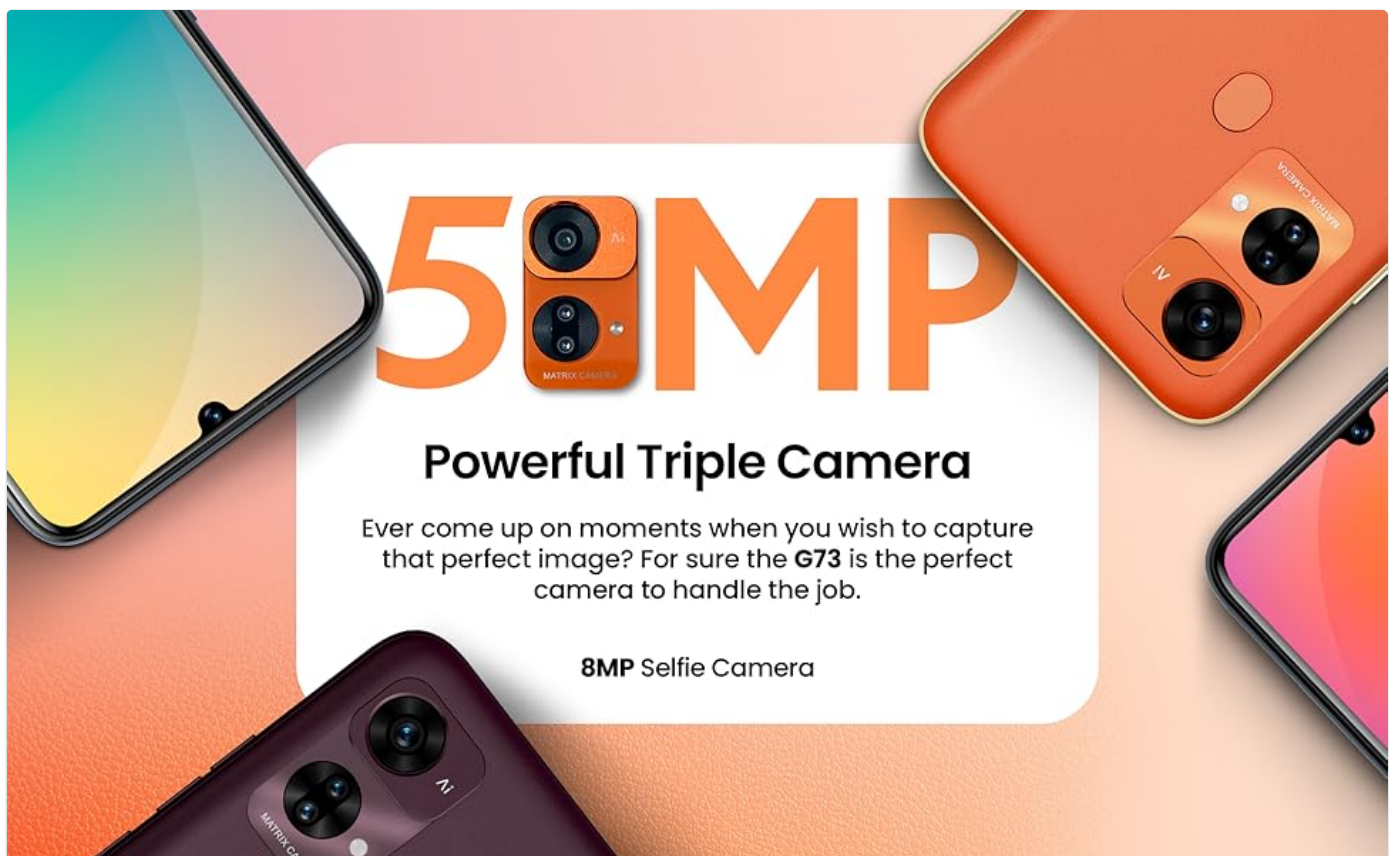


Figure 7.1: Triple 50MP Camera System.

Open the Camera application to access various modes such as Photo, Video, Portrait, and more. Tap the shutter button to take a picture or record a video. Explore the settings to adjust exposure, flash, and other camera parameters.

8. BATTERY MANAGEMENT

The BLU G73 is powered by a large 5,000mAh battery, designed to provide up to 3 days of usage on a single charge, depending on usage patterns.



Figure 8.1: Extended Battery Life.

The device supports **18W Fast Charging**, allowing you to quickly recharge your phone. To optimize battery life, reduce screen brightness, disable unused connectivity features (Wi-Fi, Bluetooth, GPS), and close background applications when not in use.

9. MAINTENANCE AND CARE

Proper care will extend the life of your BLU G73:

- **Cleaning:** Use a soft, lint-free cloth to clean the screen and body. Avoid harsh chemicals.
- **Software Updates:** Regularly check for and install system updates to ensure optimal performance and security.
- **Protection:** Utilize the included rugged case to protect your device from accidental drops and scratches. Consider a screen protector for added display safety.
- **Storage:** Store the device in a cool, dry place when not in use for extended periods.

10. TROUBLESHOOTING

If you encounter issues with your BLU G73, try the following common solutions:

- **Device Not Responding:** Press and hold the power button for about 10-15 seconds to force a restart.

- **Charging Issues:** Ensure the charger and USB-C cable are securely connected and undamaged. Try a different power outlet or charger.
- **Network Connectivity:** Check if your SIM card is properly inserted. Toggle Airplane Mode on and off. Restart the device.
- **App Crashes:** Clear the cache and data for the problematic app in Settings > Apps. If the issue persists, uninstall and reinstall the app.
- **Factory Reset:** As a last resort, you can perform a factory reset (Settings > System > Reset options > Erase all data).
***Warning:** This will erase all data on your device. Back up important information before proceeding.*

11. SPECIFICATIONS







Key technical specifications for the BLU G73 (Model: G0771WW):

Feature	Detail
Model Name	G73
Item Model Number	G0771WW
Operating System	Android 13.0
Display Size	6.8 inches (17.34 Centimeters) HD+ Infinity Display
Resolution	720 x 1600 pixels
Processor	1.6GHz Octa-Core ARM Cortex-A75
RAM	6 GB
Internal Storage	128 GB
Expandable Storage	MicroSD (up to 128GB)
Rear Camera	Triple 50MP
Front Camera	8MP
Battery Capacity	5000 mAh
Charging	18W Fast Charging
Wireless Carrier	Unlocked (GSM)
Cellular Technology	4G
Connectivity	Bluetooth, GPS
Dimensions	9.25 x 6.75 x 3.25 inches
Item Weight	6.2 ounces
Color	Grey

12. WARRANTY AND SUPPORT

The BLU G73 comes with a US Warranty. For specific warranty terms and conditions, please refer to the warranty card included in your product packaging or visit the official BLU website. For technical support, troubleshooting assistance beyond this manual, or service inquiries, please contact BLU customer support through their official channels. Keep your purchase receipt as proof of purchase for warranty claims.

Related Documents - G0771WW

 BLU Vivo 4.3 User Manual	BLU Vivo 4.3 User Manual - Setup, Operation, and Features Guide Comprehensive user manual for the BLU Vivo 4.3 smartphone, detailing setup, safety, phone operation, communication, camera, gallery, music, and network connections. Learn how to use your BLU Vivo 4.3 effectively.
 B160V User Guide	BLU B160V User Guide: Setup, Features, and Troubleshooting A comprehensive user guide for the BLU B160V smartphone, covering setup, essential features like calls, messages, internet, camera, and troubleshooting common issues.
	BLU TSW4 Smartwatch User Manual User manual for the BLU TSW4 smartwatch, detailing features, settings, health tracking, connectivity options, and FCC compliance information.
	BLU VIEW 2 2023 Quick Start Guide A quick start guide for the BLU VIEW 2 2023, covering initial setup, language selection, Google account setup, security settings, making and receiving calls, managing contacts, voicemail, text messaging, quick settings, connecting to Wi-Fi and Bluetooth, and using mobile internet.
 STUDIO MINI 2023 Quick Start Device Setup Basic Features Troubleshooting	BLU Studio Mini 2023 Quick Guide Official quick guide for the BLU Studio Mini 2023 smartphone, covering initial setup, key functions, safety guidelines, and FCC compliance information.
 B300V USER MANUAL	BLU B300V User Manual - Setup, Features, and Troubleshooting Comprehensive user manual for the BLU B300V mobile phone. This guide covers device setup, key functions, making calls, sending messages, using apps, troubleshooting common issues, and important safety and regulatory information.