

Xiaomi Redmi Note 13 5G

Xiaomi Redmi Note 13 5G User Manual

Model: Redmi Note 13 5G

1. INTRODUCTION

Welcome to the user manual for your new Xiaomi Redmi Note 13 5G smartphone. This guide provides essential information on setting up, operating, maintaining, and troubleshooting your device. Please read this manual thoroughly to ensure optimal performance and longevity of your smartphone.

2. WHAT'S IN THE BOX

Upon unboxing your Xiaomi Redmi Note 13 5G, please verify that all the following items are included:

- Xiaomi Redmi Note 13 5G Smartphone (with built-in Lithium Polymer battery)
- Wall Adapter
- USB Cable
- SIM Tray Ejector
- Fast Car charger

3. PRODUCT OVERVIEW

Familiarize yourself with the physical components and features of your Redmi Note 13 5G.



Figure 3.1: Front and back view of the Xiaomi Redmi Note 13 5G in Midnight Black, highlighting the display and triple camera module.




Figure 3.2: Display of the Xiaomi Redmi Note 13 5G showing regulatory certification information for various regions.

Key Components:

- **Display:** 6.67" FHD+ AMOLED display with 120Hz refresh rate and Corning Gorilla Glass 5 protection.
- **Camera System:** Rear triple camera (108MP main, 8MP ultra-wide, 2MP macro) and front camera.

- **Side Fingerprint Sensor:** Integrated into the power button for secure unlocking.
- **USB-C Port:** For charging and data transfer.
- **3.5mm Headphone Jack:** For wired audio accessories.
- **Speakers:** For audio output, supporting Dolby Atmos.
- **SIM/MicroSD Tray:** Hybrid slot for SIM cards and expandable storage.

4. SETUP

4.1. SIM Card Installation

1. Locate the SIM tray on the side of your device.
2. Insert the provided SIM tray ejector tool into the small hole next to the tray and press gently until the tray pops out.
3. Place your Nano-SIM card(s) and/or a MicroSD card (if desired) into the appropriate slots on the tray. Note that this is a hybrid slot, meaning you can use either two SIM cards or one SIM card and one MicroSD card.
4. Carefully reinsert the tray into the phone until it clicks into place.

Important Note for USA Users: This phone is designed to work with T-Mobile, Mint Mobile, Tello, or any carrier operating under the T-Mobile network in the USA. Ensure your SIM card is already activated. For users outside the USA, the phone is compatible with any GSM carrier SIM.

4.2. Initial Power On and Setup Wizard

1. Press and hold the Power button (located on the side) until the Xiaomi logo appears.
2. Follow the on-screen instructions to complete the initial setup, which includes selecting your language, connecting to Wi-Fi, setting up your Google account, and configuring security features like the fingerprint sensor and AI Face Unlock.

5. OPERATING YOUR DEVICE

5.1. Display Features

- **120Hz Refresh Rate:** Provides smoother scrolling and animations. Adjust in Settings > Display.
- **FHD+ AMOLED:** Offers vibrant colors and deep blacks.
- **Eye Protection:** Features 1920Hz PWM dimming, 4096 levels brightness, and TÜV Rheinland certifications for low blue light, circadian friendly, and flicker-free viewing.

5.2. Camera Usage

Your Redmi Note 13 5G is equipped with a versatile 108MP triple camera system.

- **Main Camera:** The 108MP sensor captures highly detailed photos.
- **Ultra-Wide Camera:** Use for expansive landscapes or group shots.
- **Macro Camera:** For close-up photography of small objects.
- **3X Lossless Zoom:** Utilize the sensor's built-in zoom technology for clear telephoto effects without quality degradation.
- **Video Recording:** Supports 1080p at 30fps and 720p at 30fps.

5.3. Audio and Performance

- **Dolby Atmos:** Enhances audio experience for supported content.

- **3.5mm Headphone Jack:** Connect your wired headphones.
- **MediaTek Dimensity 6080:** The 6nm octa-core processor ensures smooth performance for daily tasks and gaming.

6. MAINTENANCE

6.1. Battery Care

- Avoid exposing the device to extreme temperatures.
- Use only the provided or certified charging accessories.
- For optimal battery longevity, avoid frequently draining the battery completely or keeping it at 100% charge for extended periods.

6.2. Cleaning Your Device

- Use a soft, lint-free cloth to wipe the screen and body.
- Avoid using harsh chemicals, abrasive cleaners, or aerosol sprays.
- Keep ports free of dust and debris.

7. TROUBLESHOOTING

If you encounter issues with your device, try the following common troubleshooting steps:

- **Device Not Responding:** Press and hold the Power button for about 10-15 seconds to force a restart.
- **Network Issues:** Check if your SIM card is properly inserted. Toggle Airplane Mode on and off. Restart the phone. Verify your carrier's network status.
- **Battery Draining Quickly:** Reduce screen brightness, close unused apps, disable unnecessary background processes, and check for app updates.
- **App Crashes:** Clear the app's cache and data (Settings > Apps), or uninstall and reinstall the app.
- **Slow Performance:** Clear cache, free up storage space, and restart the device regularly.

For more complex issues, refer to the official Xiaomi support website or contact customer service.

8. SPECIFICATIONS

| Feature | Specification |
|--------------------|---|
| Model Name | Redmi Note 13 5G |
| Operating System | MIUI 14 |
| Display Size | 6.67 Inches |
| Display Resolution | 2400 x 1080 |
| Processor | MediaTek Dimensity 6080 (Octa-core, up to 2.4GHz) |
| RAM | 6 GB |
| Internal Storage | 128 GB |

| Feature | Specification |
|------------------|---|
| Rear Camera | 108MP Main + 8MP Ultra-wide + 2MP Macro |
| Battery Capacity | 5000 Milliamp Hours (Lithium Polymer) |
| Connectivity | 5G, 4G LTE, Wi-Fi, Bluetooth, USB |
| Audio Jack | 3.5 mm |
| Color | Midnight Black |
| Item Weight | 1.08 pounds |
| Dimensions | 7.4 x 5.83 x 2.56 inches (Package) |

9. WARRANTY AND SUPPORT

Your Xiaomi Redmi Note 13 5G comes with a standard manufacturer's warranty. For detailed warranty terms and conditions, please refer to the warranty card included in your product packaging or visit the official Xiaomi support website. For technical assistance, software updates, or service inquiries, please contact Xiaomi customer support or visit their authorized service centers.



Official Xiaomi Support: www.mi.com/global/support



© 2024 Xiaomi. All rights reserved.

Related Documents - Redmi Note 13 5G

| | |
|--|---|
| | <p>Xiaomi Redmi Note 13 Pro+ 5G User Manual</p> <p>User manual and quick guide for the Xiaomi Redmi Note 13 Pro+ 5G 12/512GB Midnight Black (MZBOFDJEU), including safety information, specifications, and regulatory compliance.</p> |
| | <p>Xiaomi Redmi Note 13 Pro 5G 8/256GB Midnight Black User Manual</p> <p>User manual for the Xiaomi Redmi Note 13 Pro 5G 8/256GB Midnight Black, providing setup instructions, safety information, and regulatory compliance details.</p> |

| <div><p>Informazioni sul prodotto</p><p>Il presente documento descrive le caratteristiche tecniche e le condizioni di garanzia del prodotto. Le informazioni sono fornite a titolo informativo e non costituiscono garanzia di alcun tipo. Le informazioni sono fornite in base alle condizioni di vendita e possono variare senza preavviso. Per ulteriori informazioni, consultare il sito web del produttore.</p><p>Informazioni sul servizio</p><p>Il presente documento descrive le condizioni di servizio e le modalità di accesso al servizio. Le informazioni sono fornite a titolo informativo e non costituiscono garanzia di alcun tipo. Le informazioni sono fornite in base alle condizioni di vendita e possono variare senza preavviso. Per ulteriori informazioni, consultare il sito web del produttore.</p><p>Informazioni sulla privacy</p><p>Il presente documento descrive le politiche di privacy e le modalità di trattamento dei dati personali. Le informazioni sono fornite a titolo informativo e non costituiscono garanzia di alcun tipo. Le informazioni sono fornite in base alle condizioni di vendita e possono variare senza preavviso. Per ulteriori informazioni, consultare il sito web del produttore.</p><table><tr><th>Tipi di dati</th><th>Finalità di trattamento</th><th>Periodo di conservazione</th><th>Modalità di accesso</th></tr><tr><td>Dati personali</td><td>Per la gestione del servizio e per la fornitura di supporto tecnico</td><td>5 anni</td><td>Accesso limitato</td></tr><tr><td>Dati di contatto</td><td>Per la comunicazione con il cliente e per la fornitura di supporto tecnico</td><td>5 anni</td><td>Accesso limitato</td></tr></table></div> | Tipi di dati | Finalità di trattamento | Periodo di conservazione | Modalità di accesso | Dati personali | Per la gestione del servizio e per la fornitura di supporto tecnico | 5 anni | Accesso limitato | Dati di contatto | Per la comunicazione con il cliente e per la fornitura di supporto tecnico | 5 anni | Accesso limitato | <p>Dati del Prodotto e Servizio per Telefoni Cellulari Xiaomi</p> <p>Informazioni dettagliate sui dati del prodotto e di servizio raccolti dai telefoni cellulari Xiaomi, in conformità con la Legge sui dati (Data Act). Include dettagli su tipi di dati, finalità, conservazione e accesso.</p> |
|--|--|--------------------------|--------------------------|---------------------|----------------|---|--------|------------------|------------------|--|--------|------------------|--|
| Tipi di dati | Finalità di trattamento | Periodo di conservazione | Modalità di accesso | | | | | | | | | | |
| Dati personali | Per la gestione del servizio e per la fornitura di supporto tecnico | 5 anni | Accesso limitato | | | | | | | | | | |
| Dati di contatto | Per la comunicazione con il cliente e per la fornitura di supporto tecnico | 5 anni | Accesso limitato | | | | | | | | | | |
| <div><p>tehnotska</p><p>https://tehnotska.si</p><p>Uputstvo za upotrebu XIAOMI Redmi Note 13 Pro+ 5G 12/512GB Midnight Black (MZB0FEXEU)</p><p> </p><p>Uputstvo za upotrebu za telefon XIAOMI Redmi Note 13 Pro+ 5G 12/512GB Midnight Black (MZB0FEXEU). Sadržaj ovog dokumenta je informativnog karaktera i ne može se koristiti kao garancija. Sadržaj ovog dokumenta može se razlikovati od stvarnog izgleda proizvoda. Za više informacija posjetite stranicu tehnotska.si.</p></div> | <p>Uputstvo za upotrebu XIAOMI Redmi Note 13 Pro+ 5G 12/512GB Midnight Black</p> <p>Ovo je uputstvo za upotrebu za XIAOMI Redmi Note 13 Pro+ 5G 12/512GB Midnight Black (MZB0FEXEU). Sadrži važne informacije o bezbednosti, specifikacije i propise.</p> | | | | | | | | | | | | |
| <div><p>ΕΠΕΞΗΓΗΣΗ</p><p>Redmi Note 14 Series: Όροι και Προϋποθέσεις Premium Υπηρεσιών</p><p>Αναλυτικοί όροι και προϋποθέσεις για τις Premium Υπηρεσίες των Xiaomi Redmi Note 14 Series, που περιλαμβάνουν εφάπαξ περιορισμένη εγγύηση για σπασμένη οθόνη και εφάπαξ επισκευή εκτός εγγύησης με δωρεάν εργασία, καθώς και πληροφορίες για την προστασία προσωπικών δεδομένων.</p></div> | <p>Redmi Note 14 Series: Όροι και Προϋποθέσεις Premium Υπηρεσιών</p> <p>Αναλυτικοί όροι και προϋποθέσεις για τις Premium Υπηρεσίες των Xiaomi Redmi Note 14 Series, που περιλαμβάνουν εφάπαξ περιορισμένη εγγύηση για σπασμένη οθόνη και εφάπαξ επισκευή εκτός εγγύησης με δωρεάν εργασία, καθώς και πληροφορίες για την προστασία προσωπικών δεδομένων.</p> | | | | | | | | | | | | |