

Reobrix RB796

Reobrix 796 Dodge SRT Building Blocks Set Instruction Manual

Model: RB796 | Brand: Reobrix

1. INTRODUCTION

This manual provides instructions for assembling and understanding the Reobrix 796 Dodge SRT Building Blocks Set. This set allows for the construction of a 1:24 scale replica of the Dodge SRT, featuring a realistic exterior and detailed interior components. Please read all instructions carefully before beginning assembly.

2. SAFETY INFORMATION

- This product contains small parts and is not suitable for children under 3 years of age due to choking hazards.
- Recommended age for assembly: 14 years and up.
- Do not swallow any building block pieces.
- Keep packaging materials away from children to prevent suffocation.

3. PACKAGE CONTENTS

The Reobrix 796 Dodge SRT Building Blocks Set includes:

- Approximately 319 high-quality building blocks.
- Detailed, colorful instruction manual for step-by-step assembly.



NO.796




Image: The product packaging and a diagram showing the assembled model's dimensions (16.3 x 8 x 4.6 cm).

4. ASSEMBLY INSTRUCTIONS

Follow the included step-by-step instruction manual for detailed assembly. The process generally involves:

1. **Unpacking:** Carefully open the box and sort the building blocks. It is recommended to organize pieces by color or type to facilitate assembly.
2. **Foundation:** Begin by constructing the base chassis of the vehicle as indicated in the manual.
3. **Bodywork:** Proceed with building the main body, ensuring all connections are secure.
4. **Interior Details:** Assemble the cockpit and other internal components.
5. **Exterior Features:** Attach wheels, headlights, taillights, and other external details.
6. **Final Touches:** Ensure all pieces are correctly placed and secured.



Image: An adult carefully placing a block on the Reobrix 796 Dodge SRT model, demonstrating the assembly process.

5. FEATURES AND DETAILS

The Reobrix 796 Dodge SRT model offers several detailed features:

- **Authentic Replication:** Faithfully recreates the Dodge SRT super car with exterior features, functional doors, and turning wheels.
- **Detailed Interior:** Includes a cockpit with a steering wheel and seating.
- **Movable Components:** Features opening doors, hood, and trunk.
- **Display Model:** Designed for display, showcasing its smooth, realistic shape and exquisite details.

TECHNOLOGIE

EXPLORE REALISTIC INTERIOR DETAILS



NO.796

336PCS

Image: A front-angle view of the yellow Reobrix 796 Dodge SRT model, highlighting its detailed front grille and headlights.

ENJOY BUILDING CLASSIC SUPERCARS

POWER SENSE RACING ELEMENTSHAPE




Image: A side view of the yellow Reobrix 796 Dodge SRT model, showcasing its sleek profile and wheel design.

SIMULATION DOMINEERING CAR REAR WING

SMOOTH CURVELOOK



Image: A rear-angle view of the yellow Reobrix 796 Dodge SRT model, emphasizing its smooth curves and rear wing.

PRODUCT DETAILS



Image: A composite image showing close-up details of the model, including the cockpit, tailstock, metal hub, and overall supercar appearance.

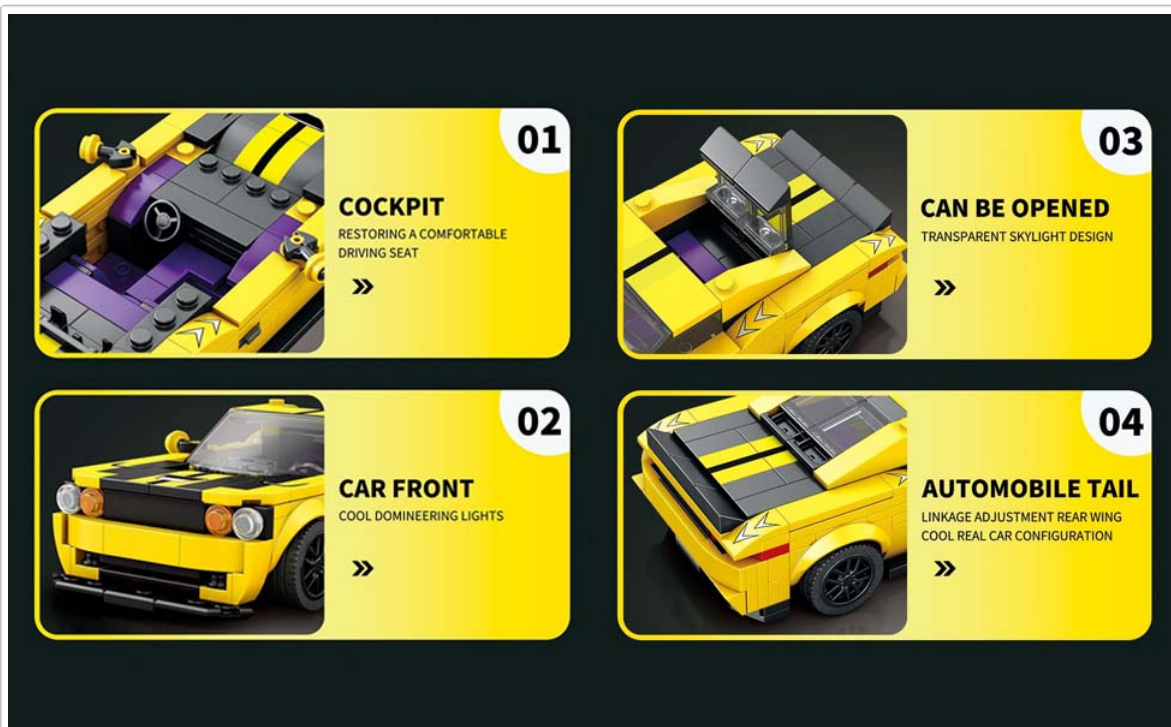


Image: A graphic highlighting specific features such as the cockpit, car front, openable parts, and automobile tail with linkage adjustment for the rear wing.

6. SPECIFICATIONS

Feature	Detail
Model Number	RB796
Number of Pieces	319
Material Type	Acrylonitrile Butadiene Styrene (ABS)
Color	Yellow
Product Dimensions (L x W x H)	16.3 x 8 x 4.6 cm
Item Weight	800 g
Recommended Age	14 years and up
Assembly Required	Yes
Educational Objectives	Analytical Skill, Concentration, Creative Thinking, Imagination Development, Patience Skills

7. CARE AND MAINTENANCE

- **Cleaning:** To clean the building blocks, wipe them with a soft, damp cloth. Avoid using harsh chemicals or abrasive materials.
- **Storage:** Store the assembled model or unbuilt blocks in a cool, dry place away from direct sunlight to prevent discoloration or damage.
- **Handling:** Handle the assembled model with care to avoid accidental disassembly or breakage of small parts.

8. TROUBLESHOOTING

- **Missing Pieces:** If you find any pieces missing during assembly, please contact Reobrix customer support with details of the missing parts.
- **Difficulty Assembling:** Review the instruction manual carefully. Ensure you are using the correct pieces for each step. Sometimes, a small error in an earlier step can affect later assembly.
- **Loose Connections:** If parts feel loose, ensure they are fully pressed together. ABS plastic blocks are designed for a snug fit.

9. WARRANTY AND SUPPORT

For any questions, concerns, or issues regarding your Reobrix 796 Dodge SRT Building Blocks Set, please contact Reobrix customer service. We are committed to providing excellent after-sales support and finding solutions to ensure your satisfaction.

Please refer to the product packaging or the official Reobrix website for specific warranty details and contact information.