

HONOR X9b 5G

HONOR X9b 5G Smartphone User Manual

Model: ALI-NX1

1. INTRODUCTION

This manual provides essential information for setting up, operating, maintaining, and troubleshooting your HONOR X9b 5G smartphone. Please read this guide thoroughly to ensure optimal performance and longevity of your device.



*Ensure optimal performance of HONOR products by using the provided USB cable in the box.

Image: Front and back view of the HONOR X9b 5G smartphone, showcasing its design and camera module.

2. What's in the Box

Upon opening your HONOR X9b 5G package, verify that all the following items are included:

- HONOR X9b 5G Smartphone
- USB Cable
- SIM Ejector Tool
- Earphone
- Earphone Type-C Connector
- Phone Case (TPU Protective Case)
- Screen Protector (Factory attached to the screen)
- Warranty Card
- User Manual

400 SERVICE CENTERS
ACROSS INDIA

Find Service Center Near You
Check on www.explorehonor.com



Call:
1800-309-8970



WhatsApp Chat:
99904-66166

Call and WhatsApp Chat, Mon to Sat, 10 AM to 06 PM



Write to us:

Customersupport@psavglobaltech.com
Care@honorpsav.com




Image: The HONOR X9b 5G smartphone displayed with its included accessories, such as the USB cable, earphones, and protective case.

3. INITIAL SETUP

3.1. Inserting the SIM Card

1. Locate the SIM card tray on the side of your device.
2. Insert the SIM ejector tool into the small hole next to the tray and press firmly until the tray pops out.
3. Place your Nano-SIM card(s) into the designated slots on the tray, ensuring the gold contacts face downwards.
4. Carefully reinsert the tray into the phone.

3.2. Powering On/Off

- **To Power On:** Press and hold the Power button (located on the right side) until the HONOR logo appears.
- **To Power Off:** Press and hold the Power button, then select "Power off" from the options that appear on the screen.

- **To Restart:** Press and hold the Power button, then select "Restart" from the options.

3.3. Initial Configuration

The first time you power on your device, you will be guided through a setup wizard. Follow the on-screen instructions to:

- Select your language and region.
- Connect to a Wi-Fi network.
- Accept terms and conditions.
- Sign in to your Google account or create a new one.
- Set up screen lock (PIN, pattern, password, fingerprint, face unlock).
- Restore data from a previous device (optional).

4. OPERATING YOUR HONOR X9B 5G

4.1. Display Features

The HONOR X9b 5G features an advanced display designed for durability and visual clarity.

- **Ultra-Bounce Anti-Drop Curved AMOLED Display:** This display incorporates a three-level protection system for enhanced drop resistance across the screen, frame, and internal components.
- **Vivid Visuals:** Enjoy a 6.78-inch curved AMOLED display with a 120Hz refresh rate, 1200 nits peak brightness, and a 1200x2652 pixel resolution for clear and immersive viewing.
- **Eye Protection:** Features 1920Hz PWM Dimming, Dynamic Dimming, Circadian Night Display, hardware-level low blue light, and automatic brightness adjustment to reduce eye strain.

MagicOS 7.2

Perform Better, You Know Better

Powered by Android 13



Image: A visual representation of the HONOR Ultra-Bounce Anti-Drop Display's multi-layered protection system, including wraparound cushioning and deep seal protection.

16GB* **eXtra** - large Memory (RAM Turbo)
Hand in Hand with
256GB Large Storage

16GB* + 256GB

Store It At Will, And Play It As You Like.

*Includes 8GB HONOR RAM Turbo




Image: An infographic explaining the five key eye protection features of the display, such as PWM Dimming and Circadian Night Display.

4.2. Battery Management

The device is equipped with a 5800mAh battery designed for extended usage.

- **Long-lasting Power:** The 5800mAh high-energy-density Li-Po battery provides significant talk time, standby time, and video playback.
- **Battery Longevity:** The battery is designed to retain over 80% of its health after 3 years and 1000 charging cycles.
- **Charging:** Use the provided USB cable for charging. While the device supports 30W charging, using a lower amperage charger (e.g., 1A) can help manage heat and potentially extend battery life, as noted by some users.

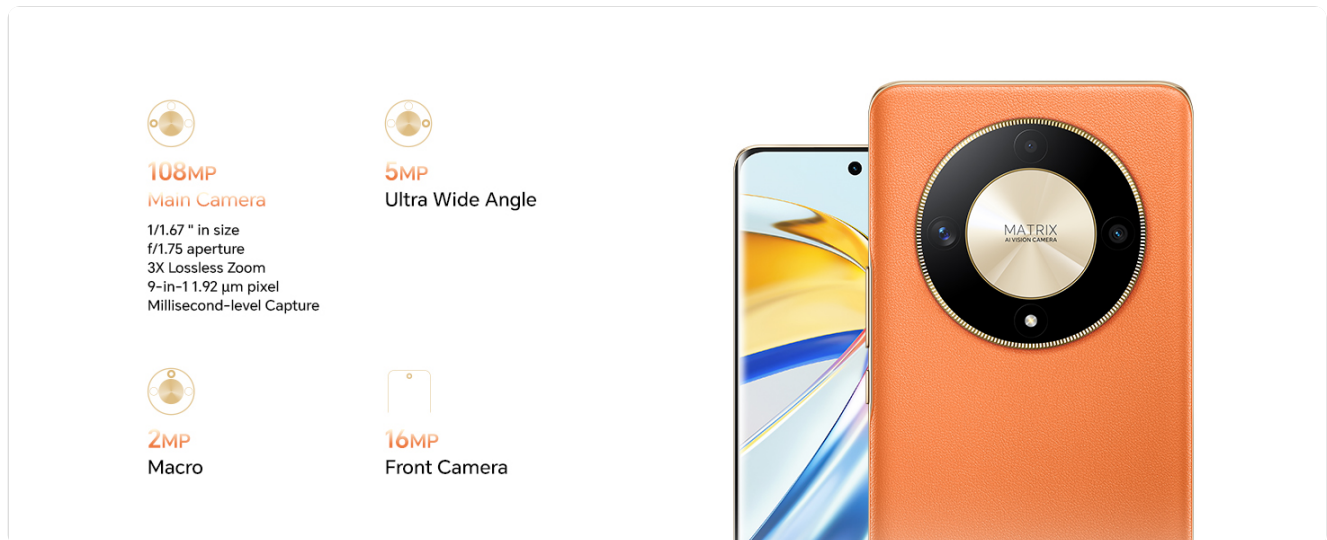


Image: An infographic detailing the battery performance of the 5800mAh unit, including talk time, standby time, and online video playback duration.

4.3. Camera Usage

Capture high-quality photos and videos with the versatile camera system.

- **Rear Camera System:**
 - **108MP Main Camera:** For detailed and high-resolution images. Supports 3x lossless zoom.
 - **5MP Ultrawide Camera:** Ideal for capturing broader scenes.

- **2MP Macro Camera:** For close-up shots of small subjects.
- **Front Camera:** A 16MP front camera for selfies and video calls.
- **Video Recording:** Supports 4K video recording.



Image: A visual breakdown of the HONOR X9b 5G's camera system, highlighting the 108MP main, 5MP ultrawide, 2MP macro, and 16MP front cameras.

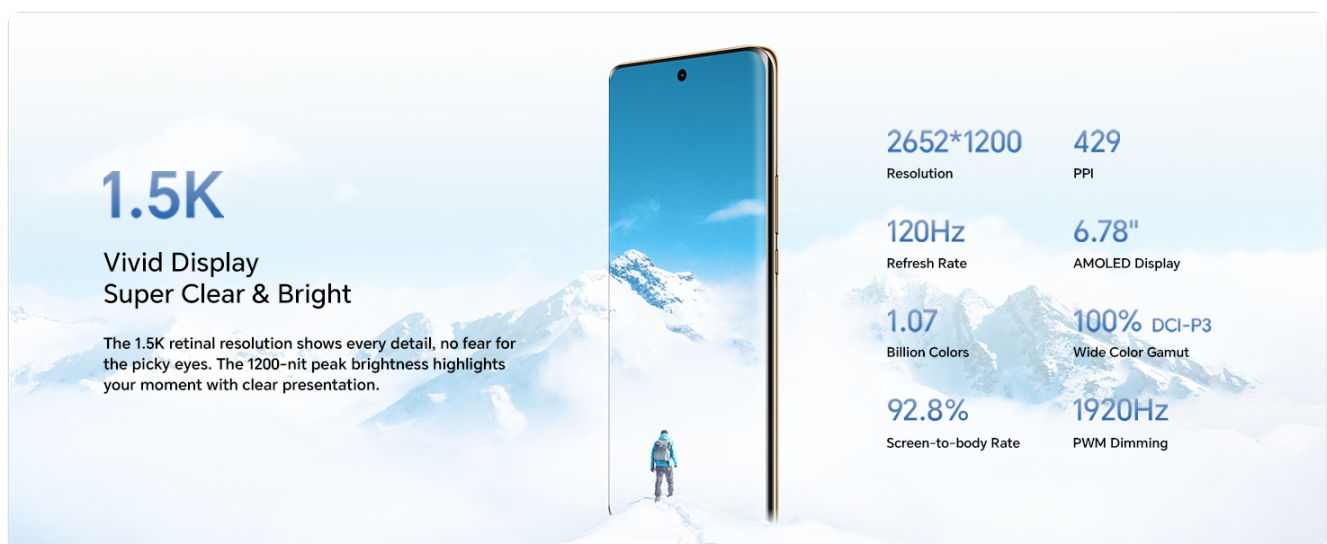


Image: An example photograph demonstrating the detail captured by the 108MP main camera, with a cropped section showing enhanced clarity.

4.4. Software Features (MagicOS 7.2)

The device runs on MagicOS 7.2, based on Android 13, offering a range of features for enhanced user experience.

- **Operating System:** MagicOS 7.2 powered by Android 13.
- **Processor:** Qualcomm Snapdragon 6 Gen 1 (4nm) chipset for efficient performance.
- **Memory & Storage:** 8GB RAM (expandable with RAM Turbo) and 256GB internal storage.
- **Magic Text:** A feature that allows text recognition in previews, enabling easy extraction of words.
- **Face Unlock:** Supports unlocking the device even with a face covering.




Image: The MagicOS 7.2 logo, indicating the operating system of the HONOR X9b 5G, powered by Android 13.

4cm Super Macro

Highlight With The Micro World.



Image: A split image demonstrating the "Unlock with Face-covering" feature and "Magic Text" functionality for text recognition and extraction.

4.5. Connectivity

The HONOR X9b 5G supports various connectivity options:

- **Wireless:** Cellular (5G), Wi-Fi, Bluetooth, NFC.
- **Wired:** USB Type-C for charging and data transfer.
- **Navigation:** Built-in GPS.

5. MAINTENANCE AND CARE

Proper care ensures the longevity and optimal performance of your HONOR X9b 5G.

- **Cleaning:** Use a soft, lint-free cloth to clean the screen and body. Avoid harsh chemicals or abrasive materials.
- **Environmental Conditions:** Avoid exposing the device to extreme temperatures, direct sunlight for prolonged periods, or high humidity.
- **Software Updates:** Regularly check for and install software updates to ensure your device has the latest features, security patches, and performance improvements.
- **Battery Care:**
 - Avoid fully discharging the battery frequently.
 - Do not leave the phone charging for excessively long periods after it reaches 100%.
 - Use the provided or certified charging accessories.

6. TROUBLESHOOTING COMMON ISSUES

If you encounter problems with your device, refer to the following common solutions:

- **Device Not Powering On:**

Ensure the battery is charged. Connect the device to a charger for at least 15 minutes, then try powering it on again. If it still doesn't turn on, perform a forced restart by holding the Power button for an extended period (e.g., 10-15 seconds).

- **Screen Unresponsive:**

Try restarting the device. If the screen remains unresponsive, perform a forced restart. Ensure your hands are

clean and dry when interacting with the touchscreen.

• **Battery Draining Quickly:**

Check background app usage and close unnecessary applications. Reduce screen brightness and disable features like Wi-Fi, Bluetooth, or GPS when not in use. Review battery usage in Settings to identify power-hungry apps. Consider using a 1A charger to manage heat during charging, which can impact battery health.

• **Connectivity Issues (Wi-Fi/Bluetooth/Cellular):**

Toggle the respective connectivity option off and on. Restart your device. For Wi-Fi, try forgetting the network and reconnecting. For cellular, ensure your SIM card is properly inserted and your plan is active.

• **Overheating:**

Avoid using the phone while charging, especially with fast chargers, as this can generate significant heat. Close demanding applications or games. Ensure the phone is not covered by a case that restricts heat dissipation. If overheating persists, reduce usage and allow the device to cool down.

• **Green Line Display Issue:**

Some users have reported display issues, including green lines, potentially after software updates or due to heat management. While HONOR provides a warranty, it is recommended to keep your software updated, manage device heat, and avoid using non-standard charging accessories. If this issue occurs, contact HONOR customer support for assistance.

If these steps do not resolve your issue, please contact HONOR customer support for further assistance.

7. TECHNICAL SPECIFICATIONS

Feature	Specification
Operating System	MagicOS 7.2 Android 13.0
Dimensions	16.4 x 7.6 x 0.8 cm
Weight	185 g
Model Number	ALI-NX1
Display	6.78-inch Curved AMOLED, 120Hz Refresh Rate, 1200 nits Peak Brightness, 1200x2652 pixels Resolution
Processor	Qualcomm Snapdragon 6 Gen 1 (4nm), 2.2 GHz CPU Speed
RAM	8 GB
Internal Storage	256 GB
Rear Camera	108MP (Wide) + 5MP (Ultrawide) + 2MP (Macro)
Front Camera	16MP
Battery Capacity	5800mAh
Talk Time	Up to 27 Hours
Connectivity	5G Cellular, Wi-Fi, Bluetooth, NFC, USB Type-C

Navigation	GPS
Special Features	Always On Display, Dual SIM, Fingerprint Sensor, Mobile Hotspot Capability

8. WARRANTY AND SUPPORT

8.1. Warranty Information

Your HONOR X9b 5G comes with a **1-Year Manufacturer's Warranty**. Please refer to the included Warranty Card for detailed terms and conditions. Keep your proof of purchase for warranty claims.

8.2. Customer Support

For any queries, technical assistance, or service requests, please contact HONOR customer support:

- **Customer Care Number:** 1800-309-8970
- **WhatsApp Chat:** 9990466166
- **Email Support:** customersupport@psavglobaltech.com, feedback@honortech.com
- **Operating Hours:** Monday to Saturday, 10 AM to 06 PM

You can also find a service center near you by visiting the official HONOR website www.explorehonor.com



Image: Contact details for HONOR customer support, including phone numbers, WhatsApp, email, and a link to find service centers.

Quick Start Guide
Guide de démarrage rapide
Guía de inicio rápido

[Honor ALI-NX1 Quick Start Guide: Setup, Features, and Safety](#)

Comprehensive quick start guide for the Honor ALI-NX1 smartphone. Learn how to set up your device, understand its features, and important safety precautions.

ALI-NX1

HONOR