

[manuals.plus](#) /

› [NEWDERY](#) /

› [NEWDERY 10000mAh Magnetic Battery Pack User Manual](#)

NEWDERY ZHX-PB27

NEWDERY 10000mAh Magnetic Battery Pack

MODEL: ZHX-PB27 USER MANUAL

Your reliable portable power solution.

1. Introduction

Thank you for choosing the NEWDERY 10000mAh Magnetic Battery Pack. This portable power bank is designed to provide convenient and fast charging for your iPhone 15/14/13/12 series (Pro Max/Pro/Plus/Mini) and other compatible devices. Featuring strong magnetic attachment, PD 20W fast charging, and the ability to charge multiple devices simultaneously, it's an ideal companion for travel and daily use.



Image: The NEWDERY 10000mAh Magnetic Battery Pack wirelessly charging an iPhone.

2. Product Overview

The NEWDERY Magnetic Battery Pack combines high capacity with versatile charging options in a compact design.

Key Features:

- **10000mAh Capacity:** Provides multiple charges for your iPhone, extending usage throughout the day.
 - **Magnetic Wireless Charging:** Designed for iPhone 15/14/13/12 series for effortless, automatic charging.
 - **PD 20W Fast Charging:** USB-C port supports Power Delivery for rapid charging of compatible devices.
 - **Multi-Device Charging:** Charge up to three devices simultaneously via wireless, USB-C, and USB-A outputs.
 - **Pass-Through Technology:** Recharge the power bank while it charges your phone.
 - **Advanced Safety Features:** Built-in protections against overcurrent, overvoltage, and short circuits.
-

Powerful Battery Pack

10000mAh

1.3 Charges
iPhone 15 Pro Max

1.8 Charges
iPhone 14/13 Pro

2.1 Charges
iPhone 12



Image: Visual representation of the 10000mAh capacity and estimated charges for iPhone models.

What's Included:

- 1x NEWDERY 10000mAh Magnetic Power Bank
- 1x USB-C to USB-C Cable

- 1x User Manual (this document)

3. Setup

Initial Charging:

Before first use, fully charge your NEWDERY Magnetic Battery Pack. Connect the included USB-C to USB-C cable to the power bank's USB-C port and plug the other end into a compatible USB wall adapter (not included). The LED indicators will illuminate to show charging progress and battery level.

Power On/Off:

The power bank is designed to automatically activate wireless charging when a compatible iPhone is magnetically attached. For wired charging, press the power button once to activate the output. To turn off the power bank, double-click the power button.

4. Operating Instructions

4.1 Magnetic Wireless Charging:

This feature is compatible with iPhone 15/14/13/12 series. Simply align the power bank with the back of your iPhone. The built-in magnets will snap it into place, and charging will begin automatically without needing to press any buttons. Ensure your phone case is compatible with magnetic charging for optimal performance.

Strong Magnetic Attachment

One snap to charge, no need to switch on



Image: Demonstrating the strong magnetic attachment of the power bank to an iPhone.

4.2 Wired Charging (USB-C & USB-A):

The power bank features both a USB-C port (PD 20W output) and a USB-A port (5V/3A, 9V/2A, 12V/1.5A output). To charge a device via cable, connect your device to the appropriate port on the power bank using a compatible cable. Press

the power button once to initiate charging.

Charges 3 Devices Simultaneously

Wireless | **15W**

USB-C Input | **18W**

USB-C Output | **PD20W**

USB-A Output | **18W**



Image: The power bank charging three devices simultaneously.

4.3 Pass-Through Charging:

You can recharge the NEWDERY power bank while it is simultaneously charging your phone. Connect the power bank to

a wall adapter using the USB-C cable, and then connect your phone to the power bank (either wirelessly or via cable). This allows for convenient charging of both devices overnight or when power outlets are limited.

Pass-through Charging

Charge the phone while recharging the power bank



Image: Illustrating the pass-through charging capability of the power bank.

5. LED Indicators

The NEWDERY Magnetic Battery Pack features LED lights to indicate its charging status and remaining power.

- **Four White Lights:** Indicate the remaining power level of the power bank. Each light typically represents 25% of the battery capacity.
- **Green Light:** Illuminates when wireless charging is active.
- **Flashing White Lights:** Indicate the power bank is being recharged.

Track the Power of Battery Pack

Setting: Widget>Batteries>Add Widget



Image: How to track the power bank's charge using iPhone battery widgets.

6. Maintenance

- Store the power bank in a cool, dry place away from direct sunlight and extreme temperatures.
- Avoid dropping or subjecting the device to strong impacts.
- Clean the surface with a soft, dry cloth. Do not use harsh chemicals or abrasive materials.
- If not used for extended periods, charge the power bank at least once every three months to maintain battery health.

7. Troubleshooting

Device not charging:

- Ensure the power bank is sufficiently charged. Check the LED indicators.
- For wired charging, press the power button once to activate output.
- For wireless charging, ensure proper alignment of the phone with the power bank's magnetic charging area.
- Check if the charging cable is securely connected and undamaged. Try a different cable if necessary.
- Remove any thick or non-magnetic phone cases that might interfere with wireless charging.

Slow charging:

- Ensure you are using a PD-compatible wall adapter for fast charging the power bank or your device.
- Verify that your device supports fast charging protocols (e.g., PD 20W).
- High temperatures can reduce charging efficiency. Ensure the device is in a well-ventilated area.

Magnetic attachment is weak:

- Ensure your iPhone is a 15/14/13/12 series model.
- If using a case, ensure it is a MagSafe-compatible case or a thin case that does not interfere with magnetic attraction.

8. Specifications

Feature	Detail
Model Number	ZHX-PB27
Battery Capacity	10000 Milliamp Hours (mAh)
USB-C Output	PD 20W (5V/3A, 9V/2.2A, 12V/1.5A)
USB-A Output	5V/3A, 9V/2A, 12V/1.5A
USB-C Input	18W Max
Wireless Output	15W Max
Dimensions	5.43 x 4.06 x 1.06 inches
Item Weight	8.4 ounces
Color	Midnight Black
Battery Type	Lithium Ion

9. Safety Information

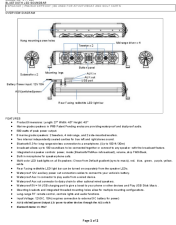



- Do not expose the power bank to fire, water, or extreme temperatures.
- Do not disassemble, puncture, or modify the device.
- Keep out of reach of children.
- Avoid using the power bank in environments with high humidity or dust.
- If the power bank swells, leaks, or emits an unusual odor, discontinue use immediately and contact customer support.
- Dispose of the product responsibly according to local regulations.

10. Warranty and Support

NEWDERY products are manufactured with high-quality standards. For any product-related inquiries, technical support, or warranty claims, please contact NEWDERY customer service. Refer to the packaging or the official NEWDERY website for the most current contact information.

Your satisfaction is our greatest motivation.

Related Documents - ZHX-PB27

	<p>Cinyan CY-PB27 Bluetooth LED Soundbar: Features, Functions, and Specifications</p> <p>Comprehensive guide to the Cinyan CY-PB27 Bluetooth LED Soundbar. Details features like 8 marine-grade speakers, IP66 waterproof rating, multi-color LEDs, Bluetooth 5.3 connectivity, and extensive I/O options. Includes function descriptions, accessory list, and FCC compliance information for use in ATVs, UTVs, boats, and golf carts.</p>
	<p>FCC and IC Compliance Statement for Shenzhen Zhenghaixin ZHXPB27 Power Bank</p> <p>Regulatory compliance information for the Shenzhen Zhenghaixin ZHXPB27 Power Bank, including FCC and Industry Canada (IC) statements regarding radio frequency emissions and interference.</p>
	<p>Wireless Power Bank ZHX-WPB04 Test Setup Photographs</p> <p>Detailed photographs of the test setup for the Shenzhen Zhenghaixin Technology Co., Ltd. Wireless Power Bank, Model ZHX-WPB04. Includes setups for radiated emission, conducted emission, and RF exposure testing.</p>
	<p>ARSVITA Bluetooth Cassette Adapter User Guide</p> <p>Instructions and specifications for the ARSVITA Bluetooth Cassette Adapter (Model: ZHX-088), enabling wireless audio streaming to car cassette players.</p>



[NEWDERY MC01 Multi-Function Charger User Manual \(XDL-MC01\)](#)

Official user manual for the NEWDERY MC01 Multi-Function Charger (Model: XDL-MC01). Find product specifications, safety warnings, and FCC/ISED compliance information for this versatile charger.