

Manuals+

[Q & A](#) | [Deep Search](#) | [Upload](#)

[manuals.plus](#) /

› [VINNOVA](#) /

› [Vinnova Vera Bathroom Vanity Instruction Manual](#)

VINNOVA B0CSDGHRD5

Vinnova Vera Bathroom Vanity Instruction Manual

Model: B0CSDGHRD5

PRODUCT OVERVIEW

The Vinnova Vera Bathroom Vanity is designed for durability, style, and convenience. It features a minimalist design with clean lines and a crisp white countertop, making it suitable for various bathroom aesthetics. This vanity provides ample storage through spacious drawers and cabinets, complemented by an open shelf.



Front view of the Vinnova Vera Bathroom Vanity, showcasing its dual sinks, light wood finish, and brushed gold hardware.



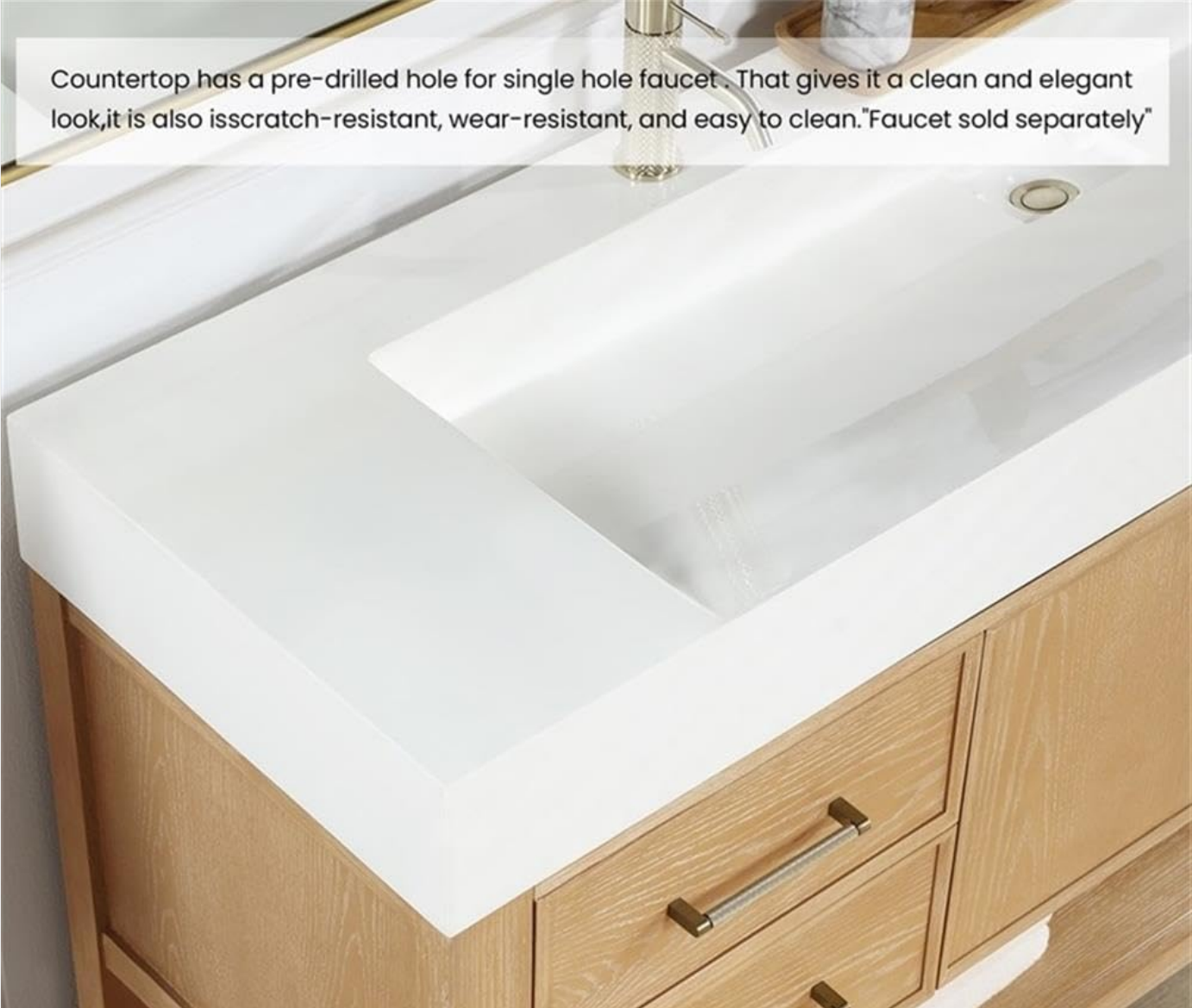
The Vinnova Vera Bathroom Vanity integrated into a modern bathroom environment, demonstrating its aesthetic appeal and functional design.

KEY FEATURES

- **Durable Construction:** Crafted from natural, imported solid wood for enhanced durability and longevity.
- **Washed Ash Grey Finish:** Features an environmentally friendly Sherwin-Williams paint finish in Washed Ash Grey.
- **Ample Storage:** Includes two soft-closing doors and four soft-closing dovetail drawers, with built-in partitions for organization.
- **High-Quality Hardware:** Equipped with rugged zinc alloy knurled Brushed Gold handles.
- **Modern Countertop:** A 5.5-inch thick, white composite-stone integrated basin top without a backsplash, featuring a high-gloss, anti-fouling coating for scratch and wear resistance, and easy cleaning.



View of the vanity with drawers and cabinet doors open, illustrating the available storage compartments and organizational partitions.



Countertop has a pre-drilled hole for single hole faucet . That gives it a clean and elegant look, it is also scratch-resistant, wear-resistant, and easy to clean. "Faucet sold separately"

Integral Engineered Stone Countertop

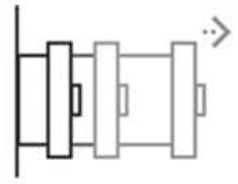
Countertop has nano coating on surface for easy cleaning.

Detailed view of the 5.5-inch thick white composite-stone integrated basin and countertop, highlighting its smooth finish and pre-drilled faucet holes.

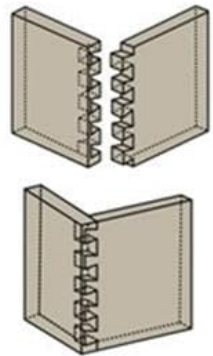


Close-up of the rugged zinc alloy knurled Brushed Gold handles, showcasing their texture and design.

Drawer Features



Soft Close Drawer Glide
Equipped with quick release function.



Dovetail Joint Drawer Box
Stable and Solid structure.



Natural Solid Wood
Durable material with long lasting usage.

Illustrative diagram detailing the soft-close drawer glides with quick-release function, stable dovetail joint drawer box construction, and the use of natural solid wood for durability.

SETUP AND INSTALLATION

The Vinnova Vera Bathroom Vanity is designed for floor mounting and comes largely pre-assembled. The package includes the main cabinet and the acrylic basin.

Unpacking and Inspection:

1. Carefully unpack all components and remove protective packaging.
2. Inspect all parts for any damage that may have occurred during transit. Report any damage to the retailer immediately.
3. Verify that all included components are present: 1x Main Cabinet, 1x Acrylic Basin.

Placement:

- Choose a level surface in your bathroom for placement.

- Ensure adequate space for opening drawers and cabinet doors.

Basin Installation:

- Carefully place the acrylic basin onto the main cabinet. Ensure it is properly aligned with the cabinet's top surface.
- The countertop has pre-drilled holes for standard 1-3/8" single-hole faucets. Faucets are sold separately and are not included with the vanity.

Dimension

Color:



WASHED ASH GREY
WHITE

Package Includes

- ☒ 1 x Main Cabinet
- ☒ 1 x Acrylic Basin



(All measurements are approximate. Measurements may vary +/- 1/2")

Dimensional drawing of the vanity, showing approximate measurements: 60.0 inches width, 19.7 inches depth, and 34.6 inches height. Also indicates included components: 1x Main Cabinet, 1x Acrylic Basin.

Product Details

Faucet Type: Basin has a pre-drilled, standard 1-3/8" faucet hole.

5.5" thickness, White Acrylic Basin



BRUSHED GOLD HANDLE



BRIGHT WHITE ACRYLIC SINK



SAFETY COUNTERTOP CORNER



SOLID WOOD VANITY BASE



Easy to clean



High Quality



Easy to install

Detailed product features including the pre-drilled 1-3/8" faucet hole, 5.5" thick white acrylic basin, safety countertop corner design, and solid wood vanity base.

OPERATING AND USAGE

The Vinnova Vera Bathroom Vanity is designed for daily use in a bathroom environment. Its features are intended to enhance organization and accessibility.

Drawer and Cabinet Use:

- The drawers are equipped with soft-closing glides to prevent slamming and ensure quiet operation.
- The built-in partitions within the drawers can be adjusted to create up to 5 individual storage spaces, allowing for organized storage of toiletries and other personal items.
- The cabinet doors also feature a soft-closing mechanism.



Adjustable Drawer box

Individual storage space for personal items.

Close-up of an open drawer showing the adjustable internal partitions, which can be configured to create multiple storage compartments for various items.

MAINTENANCE AND CARE

Proper care and maintenance will ensure the longevity and appearance of your Vinnova Vera Bathroom Vanity.

Wood Surfaces:

- Wipe wood surfaces with a soft, damp cloth. Avoid abrasive cleaners or harsh chemicals.
- Immediately wipe up any spills to prevent water damage or staining.
- Avoid prolonged exposure to direct sunlight or extreme temperature changes, which can affect the wood finish.

Countertop and Basin:

- The composite-stone countertop and acrylic basin are designed to be scratch-resistant, wear-resistant, and easy to clean due to their high-gloss, anti-fouling coating.

- Clean with mild soap and water. Rinse thoroughly and dry with a soft cloth to prevent water spots.
- Do not use abrasive pads, scouring powders, or strong chemical cleaners, as these can damage the surface finish.

Hardware:

- Clean the brushed gold handles with a soft, dry cloth.
- Avoid using chemical cleaners on the hardware, as they may tarnish the finish.

TROUBLESHOOTING

This section provides solutions to common issues you might encounter with your vanity.

Problem	Possible Cause	Solution
Drawers do not close softly.	Obstruction in the glide mechanism or misaligned drawer.	Check for any objects blocking the glides. Ensure the drawer is properly seated on its tracks. If necessary, remove the drawer (using the quick-release function) and reinsert it.
Water spots on countertop.	Water left to dry on the surface.	Wipe down the countertop with a soft, dry cloth after each use to prevent mineral buildup. For existing spots, use a mild cleaner and soft cloth.
Cabinet doors are misaligned.	Hinge adjustment needed.	Adjust the hinges using a screwdriver. Most vanity hinges allow for minor adjustments in three directions (up/down, left/right, in/out). Refer to standard cabinet hinge adjustment guides if unfamiliar.

SPECIFICATIONS

Attribute	Detail
Brand	VINNOVA
Model Number	B0CSDGHRD5
Item Weight	102.2 kg
Material	70% Wood, 25% Stone, 5% Metal
Finish Type	Painted (Washed Ash Grey)
Assembly Required	No (comes largely pre-assembled)
Number of Pieces	2 (Main Cabinet, Acrylic Basin)
Number of Shelves	1 (open shelf below cabinet)
Countertop Thickness	5.5 inches
Faucet Hole Size	Standard 1-3/8" (single-hole)
Mounting Type	Floor Mount

Attribute	Detail
Special Features	Scratch Resistant, Stain Resistant (countertop)
Room Type	Bathroom
Door Style	Slab

WARRANTY AND SUPPORT

For specific warranty information and customer support, please refer to the documentation provided with your purchase or contact Vinnova Inc. directly.

Manufacturer: Vinnova Inc.

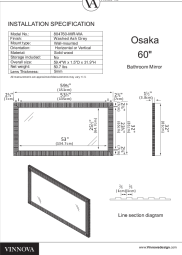
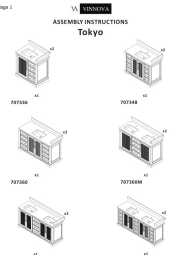
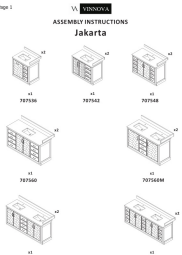
Date First Available: January 15, 2024



© 2024 Vinnova Inc. All rights reserved.

This manual is for informational purposes only. Specifications are subject to change without notice.

Related Documents - B0CSDGHRD5

	<p>Vinnova Osaka 60" Bathroom Mirror - Installation Specifications</p> <p>Installation specifications for the Vinnova Osaka 60-inch bathroom mirror. Details include model number, finish, dimensions, material, and mounting type. Features a washed ash grey finish and solid wood construction.</p>
	<p>VINNOVA Tokyo Vanity Assembly Instructions and Care Guide</p> <p>Detailed assembly instructions, care guide, and specifications for VINNOVA Tokyo vanity models (707336, 707348, 707360, 707360M, 707372, 707384). Includes box contents, tools, installation steps, and maintenance tips.</p>
	<p>VINNOVA Jakarta Vanity Assembly Instructions & Care Guide</p> <p>Comprehensive assembly instructions, installation tips, and care guide for VINNOVA Jakarta bathroom vanities. Includes model details, dimensions, and maintenance advice.</p>

