

VTech 80-571600

VTech Marble Rush T-Rex Dino Thrill Track Set User Manual

Model: 80-571600

INTRODUCTION

The VTech Marble Rush T-Rex Dino Thrill Track Set offers an exciting and educational play experience. This set allows users to propel Magic Stunt Marbles into the T-Rex's jaws, initiating dynamic marble action. With 109 color-coded pieces, including a dino-snack launcher, a magic spin elevator, and various tracks, you can construct diverse builds. This manual provides essential information for setup, operation, and maintenance to ensure optimal enjoyment and longevity of your Marble Rush set.



Image: The complete VTech Marble Rush T-Rex Dino Thrill Track Set, showcasing its various components and a T-Rex figure.

WHAT'S IN THE BOX

Verify that all components listed below are included in your package:

- 109 Build Pieces
- 5 Metal-Core Magic Stunt Marbles
- 5 Plastic Marbles
- Leveled Building Guide
- Sticker Sheet
- Quick Start Guide



Image: A collection of the individual building pieces, marbles, and accessories included in the set.

SETUP INSTRUCTIONS

1. Battery Installation

The T-Rex Dino Thrill Track Set requires 2 AA and 3 AAA batteries for full functionality. Batteries included are for demo purposes only; new batteries are recommended for regular use.

1. Locate the battery compartments on the electronic components (e.g., T-Rex, launchers).
2. Using a screwdriver, open the battery compartment covers.
3. Insert the required batteries, ensuring correct polarity (+/-).
4. Securely close the battery compartment covers.

2. Assembly

Follow the included Leveled Building Guide to assemble your Marble Rush set. The guide provides step-by-step instructions for three different build configurations, ranging from beginner to advanced. Connect the color-coded pieces securely to form the tracks and interactive elements.



Image: A child actively engaged in assembling the track pieces, demonstrating the modular nature of the set.

OPERATING THE SET

Once assembled, the Marble Rush T-Rex Dino Thrill Track Set offers various interactive features for dynamic marble play:

- **Dino-Snack Launcher:** Load marbles into the launcher and activate it to send them speeding into the T-Rex's jaws.
- **Chomping T-Rex:** The T-Rex chomps down on marbles, initiating exciting track sequences.
- **Magic Spin Elevator:** Watch marbles spiral upwards through the magic spin elevator, adding vertical movement to your course.
- **Magnetic Zipline:** Metal-core Magic Stunt Marbles can glide across the magnetic zipline, showcasing magnetic action.
- **Custom Builds:** Experiment with different track configurations to explore STEAM (Science, Technology, Engineering, Art, and Math) skills.

Product Demonstration Video

Your browser does not support the video tag.

Video: An official demonstration of the VTech Marble Rush T-Rex Dino Thrill Track Set in action, highlighting its key features and play patterns.



Image: A detailed view of the T-Rex figure integrated into the track, ready to interact with marbles.

MAINTENANCE

To ensure the longevity and proper functioning of your Marble Rush set, follow these maintenance guidelines:

- **Cleaning:** Wipe down plastic components with a soft, damp cloth. Do not submerge electronic parts in water.
- **Storage:** When not in use, store the set in a clean, dry place away from direct sunlight and extreme temperatures. Disassemble if necessary for compact storage.
- **Battery Care:** Remove batteries from electronic components if the toy will not be used for an extended period to prevent leakage.

TROUBLESHOOTING

If you encounter issues with your Marble Rush T-Rex Dino Thrill Track Set, refer to the following common solutions:

- **Marbles Not Moving Smoothly:**
 - Ensure all track pieces are securely connected and aligned.
 - Check for any obstructions in the tracks.
 - Verify that the correct type of marbles (plastic or metal-core Magic Stunt Marbles) are used for specific features (e.g., magnetic zipline).
- **Electronic Features Not Working:**
 - Check battery installation and ensure correct polarity.
 - Replace old or depleted batteries with new ones.
 - Ensure the power switch (if any) is in the "ON" position.
- **Difficulty with Assembly:**
 - Refer to the Leveled Building Guide for detailed visual instructions.
 - Ensure pieces are oriented correctly before attempting to connect them.
 - Some connections may require firm but gentle pressure.

SPECIFICATIONS







Product Dimensions	21.73 x 29.29 x 17.44 inches
Item Weight	6.94 pounds
Item Model Number	80-571600
Manufacturer Recommended Age	4 years and up
Batteries Required	2 AA and 3 AAA batteries (included for demo)
Country of Origin	China
Manufacturer	VTech

WARRANTY AND SUPPORT

For detailed warranty information, product registration, or additional support, please visit the official VTech Kids website. You can also find more build ideas and creative ways to expand your Marble Rush collection by combining this set with other Marble Rush sets (each sold separately).

For further assistance, please contact VTech customer service through their official website or the contact information provided in your product packaging.



	<p>VTech Marble Rush T-Rex Dino Thrill Track Set Quick Start Guide</p> <p>Get started with your VTech Marble Rush T-Rex Dino Thrill Track Set. This quick start guide provides assembly instructions, product features, battery information, and care tips for the VTech 5716 playset.</p>
	<p>VTech Marble Rush T-Rex Dino Thrill Track Set Quick Start Guide</p> <p>A comprehensive quick start guide for the VTech Marble Rush T-Rex Dino Thrill Track Set, detailing product features, assembly instructions, battery installation, care, and safety information.</p>
	<p>VTech Marble Rush T-Rex Dino Thrill Track Set Instruction Manual</p> <p>Comprehensive instruction manual for the VTech Marble Rush T-Rex Dino Thrill Track Set. Learn about assembly, features, battery installation, care, and troubleshooting.</p>
	<p>VTech Marble Rush Magnetic Dino Adventure: Instruction Manual & Product Guide</p> <p>Comprehensive instruction manual for the VTech Marble Rush Magnetic Dino Adventure toy, covering setup, features, care, troubleshooting, and warranty information.</p>
	<p>VTech Marble Rush Magnetic Dino Adventure: Instruction Manual</p> <p>Instruction manual for the VTech Marble Rush Magnetic Dino Adventure playset. Provides detailed guidance on setup, battery installation, product features, care and maintenance, troubleshooting, consumer services, and warranty information for this interactive toy.</p>
	<p>VTech Marble Rush Magnetic Dino Adventure Instruction Manual</p> <p>Official instruction manual for the VTech Marble Rush Magnetic Dino Adventure playset. Learn about product features, assembly, battery installation, care, troubleshooting, and consumer services.</p>