

## PERFASCIN SDVD6655-B

# PERFASCIN SDVD6655-B Replacement Remote Control User Manual

Compatible with Sylvania DVD Player Models: SDVD6655-B, SDVD1041-DG, SDVD1096, SDVD6670

## 1. INTRODUCTION

---

This manual provides comprehensive instructions for the PERFASCIN SDVD6655-B replacement remote control. This remote is designed to function as a direct replacement for the original remote controls of various Sylvania DVD Player models. It utilizes infrared technology for communication with your device and requires no programming or setup.

### Compatible Sylvania DVD Player Models:

- SDVD6655-B
- SDVD1041-DG
- SDVD1096
- SDVD6670

## 2. SETUP

---

### 2.1 Battery Installation

The PERFASCIN SDVD6655-B remote control requires two (2) AAA batteries (not included) for operation. Follow these steps to install the batteries:

1. Locate the battery compartment on the back of the remote control.
2. Press down on the latch and slide the battery cover downwards to open it.
3. Insert two AAA batteries, ensuring the positive (+) and negative (-) terminals align correctly with the markings inside the compartment.
4. Slide the battery cover back into place until it clicks securely.



Image: Rear view of the remote control with the battery cover open, illustrating the correct placement for two AAA batteries.

## 2.2 Initial Use

No programming or pairing is required for this remote control. Once batteries are correctly installed, the remote is ready for immediate use with compatible Sylvania DVD Players.

## 3. OPERATING INSTRUCTIONS

---

The PERFASCIN SDVD6655-B remote control operates using infrared technology, offering a long transmission distance and sensitive response. Ensure a clear line of sight between the remote control and the infrared sensor on your DVD player for optimal performance.







Image: Front view of the PERFASCIN SDVD6655-B remote control, displaying its full button layout.

### 3.1 Basic Functions

- **POWER:** Turns the DVD player on or off.
- **Number Buttons (0-9, 0/10, 10+):** Used for direct track selection or inputting numerical values.
- **VOL+/VOL-:** Adjusts the volume level.
- **MUTE:** Silences the audio output.
- **Navigation Buttons (Up, Down, Left, Right, ENTER):** Used to navigate menus and confirm selections.
- **PLAY, PAUSE, STOP, REPEAT:** Controls media playback.
- **REWIND, FAST FORWARD, PREVIOUS, NEXT:** Skips tracks or fast-winds through media.
- **MENU, TITLE, SETUP, RETURN:** Accesses various menu options and settings.
- **AUDIO, SUBTITLE, ZOOM, OSD:** Controls specific playback features.

## 4. MAINTENANCE

---

### 4.1 Battery Replacement

Replace batteries when the remote's response becomes sluggish or it ceases to function. Always replace both batteries simultaneously with new AAA batteries. Do not mix old and new batteries, or different types of batteries.

### 4.2 Cleaning

To clean the remote control, gently wipe its surface with a soft, dry cloth. For stubborn dirt, a slightly damp cloth can be used, followed by immediate drying. Avoid using abrasive cleaners, solvents, or harsh chemicals, as these can damage the remote's finish or internal components.

### 4.3 Storage

When storing the remote for extended periods, it is recommended to remove the batteries to prevent leakage, which could damage the remote.

## 5. TROUBLESHOOTING

---

- **Remote not responding:**
  - Check if the batteries are correctly installed and have sufficient charge. Replace if necessary.
  - Ensure there is a clear line of sight between the remote control and the DVD player's infrared sensor. Remove any obstructions.
  - Verify that the remote is pointed directly at the DVD player.
- **Limited range:**

- Replace batteries with new ones.
- Ensure no strong light sources (like direct sunlight or bright fluorescent lights) are interfering with the infrared signal.



## 6. SPECIFICATIONS





Feature	Detail
Model Number	SDVD6655-B
Product Dimensions	6.69 x 1.57 x 0.79 inches
Item Weight	2.47 ounces
Color	Black
Special Feature	Ergonomic design
Max Number of Supported Devices	1
Compatible Devices	DVD/Blu-ray Player (Sylvania models)
Battery Type	2 x AAA batteries (not included)

## 7. WARRANTY AND SUPPORT

This PERFASCIN remote control comes with a 12-month warranty period covering quality-related issues. For any concerns or assistance regarding your purchase, please contact the seller directly through the platform where the product was acquired. They will provide professional after-sale service and support.

### Related Documents - SDVD6655-B

 <p><b>SYLVANIA</b> SDVD1037-B USER'S MANUAL</p>	<p><a href="#">Sylvania SDVD1037-B Portable DVD Player User Manual</a></p> <p>Comprehensive user manual for the Sylvania SDVD1037-B portable DVD player, covering safety precautions, package contents, main features, unit controls, system connections, in-car installation, basic operation, system setup, specifications, troubleshooting, and warranty information.</p>
 <p><b>SYLVANIA</b> 9 INCH PORTABLE SWIVEL DVD PLAYER USER'S MANUAL</p>	<p><a href="#">SYLVANIA SDVD9019-B 9-Inch Portable Swivel DVD Player User Manual</a></p> <p>This user manual provides essential information for the SYLVANIA 9-Inch Portable Swivel DVD Player (Model: SDVD9019-B). It covers crucial safety instructions, detailed product overviews, and comprehensive operating procedures to ensure optimal use and longevity of the device.</p>

	<p><a href="#">SYLVANIA SLTDVD1024-B User Manual - Portable DVD Player Tablet Combo</a></p> <p>User manual for the SYLVANIA SLTDVD1024-B, a portable DVD player with a 10.1-inch Android tablet combo. Includes safety precautions, features, operation instructions, and specifications.</p>
	<p><a href="#">STREX SP56 Externe DVD Speler/Brander USB + USB-C Handleiding</a></p> <p>Ontdek de STREX SP56, een veelzijdige externe DVD speler en brander met USB en USB-C connectiviteit. Deze handleiding biedt essentiële informatie voor installatie, veilig gebruik en technische specificaties.</p>
	<p><a href="#">Sylvania SP776-B-DG_CS4 Bluetooth Speaker User Manual</a></p> <p>User manual for the Sylvania SP776-B-DG_CS4 Bluetooth Light Up Speaker with USB/TF card support. Includes instructions for setup, operation, charging, Bluetooth pairing, FM radio, and specifications.</p>
	<p><a href="#">SYLVANIA SRCD286-B-SLVRBLK Portable CD Radio Cassette Boombox User Manual</a></p> <p>User manual for the SYLVANIA SRCD286-B-SLVRBLK Portable CD Radio Cassette Boombox. Includes safety instructions, operating instructions for radio, CD, AUX, and cassette tape functions, specifications, care and maintenance, and troubleshooting.</p>