

## VTech 80-575200

# VTech KidiZoom Smartwatch DX4 Instruction Manual

**MODEL: 80-575200**

## 1. INTRODUCTION

The VTech KidiZoom Smartwatch DX4 is a full-function smartwatch designed for children aged 4 years and up. It features two cameras, a high-resolution screen, a splash-proof metal body, and a fashionable watchband. This manual provides detailed instructions on how to set up, operate, and maintain your KidiZoom Smartwatch DX4, ensuring a fun and educational experience.



Figure 1: VTech KidiZoom Smartwatch DX4 (Blue model)

## 2. WHAT'S IN THE BOX

Please check the package contents to ensure all items are present:

- KidiZoom Smartwatch DX4
- Micro-USB Cable
- Quick Start Guide

### 3. SAFETY INFORMATION

**WARNING: CHOKING HAZARD - Small Parts. Not for children under 3 years.**

Always supervise children during use. Do not charge using a third-party adapter; use only the included micro-USB cable.

### 4. SETUP

#### 4.1 Initial Charging

Before first use, fully charge the smartwatch. Connect the included micro-USB cable to the watch's charging port and plug the other end into a USB power source (e.g., computer USB port, USB wall adapter). A full charge typically takes a few hours. The battery indicator on the screen will show charging progress.

#### 4.2 Powering On/Off

To power on the smartwatch, press and hold the power button located on the side until the screen lights up. To power off, press and hold the power button until the shutdown option appears on the screen, then confirm.

#### 4.3 Setting Date and Time

Upon first power-on or after a factory reset, you may be prompted to set the date and time. Follow the on-screen instructions to adjust these settings. You can also access these settings later through the 'Settings' menu.



Figure 2: Smartwatch worn on a child's wrist

## 5. FEATURES OVERVIEW

The KidiZoom Smartwatch DX4 offers a variety of engaging features:

- **Dual Cameras:** Capture photos and videos with both a front-facing and a selfie camera.
- **Customizable Watch Faces:** Choose from over 50 built-in clock faces or create your own.
- **Interactive Games & Activities:** Enjoy a selection of pre-loaded games and activity challenges, including a pedometer.
- **Music Player:** Listen to pre-loaded music or transfer your own.
- **Voice Recorder:** Record and modify your voice with fun effects.
- **Splash-Proof Design:** Durable for everyday play, including handwashing.

### 5.1 Cameras

The smartwatch is equipped with two cameras, allowing for versatile photo and video capture. You can add fun



effects and filters to your creations.

# Photo & Video Effects



Figure 3: Photo and Video Effects on the Smartwatch

## 5.2 Clock Faces

Personalize your smartwatch with a wide array of digital and analog clock faces. You can also create custom clock faces using your own photos.

# 50+ Clock Faces



Figure 4: Selection of 50+ Clock Faces

## 5.3 Games & Activities

The smartwatch includes exciting games and activity challenges designed to encourage movement and engagement. These include AR games, music composition, and a pedometer to track steps.





Figure 5: Activities, Music, and Games Interface

## 6. OPERATING INSTRUCTIONS

### 6.1 Navigation

The KidiZoom Smartwatch DX4 features a touchscreen display. Swipe left or right to navigate through the app icons. Tap an icon to open an application. The side button typically acts as a home button or a back button, depending on the context.

### 6.2 Using the Cameras

Tap the camera icon to open the camera app. You can switch between the front-facing camera (for pointing at subjects) and the selfie camera (for self-portraits) using the on-screen toggle. Tap the shutter button to take a photo or start/stop video recording. Explore the effects and filters to enhance your media.

# Front & Selfie Cameras



Figure 6: Capturing a selfie with the smartwatch

## 6.3 Changing Watch Faces

From the main clock screen, swipe left or right to browse through the pre-loaded watch faces. Tap on a watch face to select it. Some watch faces allow for further customization.

## 6.4 Playing Games

Tap the games icon to access the selection of interactive games. Choose a game by tapping its icon. Follow the on-screen instructions to play. Games are designed to be intuitive for young users.

## 6.5 Pedometer and Activity Challenges

The pedometer app tracks your steps throughout the day. Engage in activity challenges to encourage physical movement. The watch can also be shaken to hear the time out loud, promoting time-telling skills.

## 6.6 Music and Voice Recorder

Use the music player to enjoy pre-loaded tunes. The voice recorder allows you to record your voice and apply fun effects. Connect the smartwatch to a computer via the micro-USB cable to transfer additional music files.



## 6.7 Official Product Video

Video 1: VTech KidiZoom Smartwatch DX4 Demo Video. This video provides a visual demonstration of the smartwatch's key features and functionalities.

## 7. MAINTENANCE

### 7.1 Cleaning

To clean the smartwatch, wipe it with a slightly damp cloth. Do not use harsh chemicals or abrasive cleaners. The watch is splash-proof, but not waterproof; do not submerge it in water.

### 7.2 Charging

Regularly charge the smartwatch using the provided micro-USB cable to maintain optimal battery life. Avoid overcharging by disconnecting once fully charged. Do not use third-party adapters for charging.

### 7.3 Storage

When not in use for extended periods, store the smartwatch in a cool, dry place away from direct sunlight and extreme temperatures. Ensure it is fully charged before storing to prevent battery degradation.

## 8. TROUBLESHOOTING

If you encounter any issues with your KidiZoom Smartwatch DX4, please refer to the following common solutions:

- **Watch not turning on:** Ensure the battery is charged. Connect to the micro-USB cable and allow it to charge for at least 30 minutes before attempting to power on again.
- **Screen unresponsive:** Try restarting the watch by holding down the power button. If unresponsive, allow the battery to fully drain and then recharge.
- **Apps not working correctly:** Ensure the watch's software is up to date. You may need to connect it to a computer and visit the VTech Learning Lodge for updates.
- **Charging issues:** Verify the micro-USB cable is securely connected to both the watch and the power source. Ensure you are using the original VTech micro-USB cable.







For further assistance, please contact VTech customer support.

## 9. SPECIFICATIONS

Feature	Detail
Product Dimensions	8.86 x 1.65 x 0.63 inches
Item Weight	3.52 ounces

Feature	Detail
Country of Origin	China
ASIN	B0CSD1FZXN
Item Model Number	80-575200
Manufacturer Recommended Age	4 - 12 years
Batteries	1 Lithium Ion batteries required (included)
Release Date	January 15, 2024
Manufacturer	VTech
Operating System	Proprietary/Custom
Memory Storage Capacity	256 MB
Special Feature	Video and Voice Recording, Smart Wake Up, School mode, Time Master, Daily Reminders, Free Draw, Music Composer, Photo Clock Face Maker, DUO player Magic Code Scan, Pedometer, Front and Selfie Camera
Battery Capacity	470 Milliamp Hours
Connectivity Technology	USB
Battery Cell Composition	Lithium Ion
GPS	No GPS
Shape	Rectangular
Screen Size	1.69 Inches

## Related Documents - 80-575200

 <p>Instruction Manual</p>	<p><a href="#">KidiZoom Smartwatch DX4 Instruction Manual</a></p> <p>Comprehensive instruction manual for the VTech KidiZoom Smartwatch DX4, detailing setup, features, activities, and troubleshooting.</p>
 <p>Instruction Manual</p>	<p><a href="#">KidiZoom Smartwatch DX4 Instruction Manual</a></p> <p>Comprehensive guide for the VTech KidiZoom Smartwatch DX4, covering setup, features, activities, and troubleshooting. Learn how to use the cameras, play games, manage files, and customize your watch.</p>
 <p>Instruction Manual</p>	<p><a href="#">VTech KidiZoom Smartwatch DX4 Instruction Manual</a></p> <p>Comprehensive instruction manual for the VTech KidiZoom Smartwatch DX4, detailing its features, setup, activities, care, and troubleshooting for this children's smart device.</p>
	<p><a href="#">VTech Kidizoom Smartwatch DX User Manual - Features, Setup, and Troubleshooting</a></p> <p>Comprehensive user manual for the VTech Kidizoom Smartwatch DX, covering setup, features, activities, settings, troubleshooting, and technical support. Learn how to use your child's first smartwatch.</p>
	<p><a href="#">VTech KidiZoom Smartwatch MAX User Manual</a></p> <p>Comprehensive user manual for the VTech KidiZoom Smartwatch MAX, covering features, setup, usage, troubleshooting, and safety information. Learn how to use the camera, play games, manage settings, and more.</p>
	<p><a href="#">VTech Kidizoom® Smartwatch DX User's Manual</a></p> <p>User's manual for the VTech Kidizoom® Smartwatch DX, detailing features, setup, operations, troubleshooting, and technical support for this children's wearable gadget.</p>