

MEGELIN T1000

MEGELIN Red Light Therapy Panel T1000 User Manual

Model: T1000
Brand: MEGELIN

1. INTRODUCTION AND OVERVIEW

The MEGELIN T1000 Red Light Therapy Panel is an advanced at-home device designed to deliver therapeutic red and near-infrared light. Featuring 200 dual-chip LEDs and a powerful 1000W output, this panel provides flicker-free, high-irradiance light for various wellness applications. Its modular design allows for flexible setup, making it suitable for personal use to support muscle recovery, enhance athletic performance, improve mental clarity, and optimize sleep.



Image: The MEGELIN T1000 Red Light Therapy Panel, showcasing its sleek design and numerous red and near-infrared LEDs.

2. SAFETY INFORMATION

Please read all safety instructions carefully before using the MEGELIN T1000 Red Light Therapy Panel. Failure to

following these instructions may result in injury or damage to the device.

- **Eye Protection:** Always wear the provided eye protection goggles during treatment sessions to protect your eyes from intense light. Do not look directly into the LEDs when the device is active.
- **Distance and Duration:** Maintain the recommended treatment distance and duration as specified in the "Operating Instructions" section to ensure safe and effective use.
- **Medical Conditions:** Consult with a healthcare professional before using this device if you have any pre-existing medical conditions, are pregnant, or are taking photosensitizing medications.
- **Skin Sensitivity:** Discontinue use if you experience any discomfort, excessive heat, or adverse skin reactions.
- **Ventilation:** Ensure adequate ventilation around the device during operation to prevent overheating.
- **Water and Moisture:** Do not use the device near water or in damp environments. Keep it dry at all times.
- **Children and Pets:** Keep the device out of reach of children and pets.
- **Power Supply:** Use only the original power adapter supplied with the device.

Legal Disclaimer: Statements regarding dietary supplements have not been evaluated by the FDA and are not intended to diagnose, treat, cure, or prevent any disease or health condition.

3. PRODUCT FEATURES

The MEGELIN T1000 Red Light Therapy Panel is engineered with advanced features for optimal performance and user experience:

- **Dual Chip LEDs:** Equipped with 200 high-energy 5W dual-chip LEDs for enhanced irradiance and uniform light distribution.
- **Flicker-Free Operation:** Ensures a comfortable and stable light output, minimizing eye strain.
- **Optimized Wavelengths:** Utilizes proven wavelengths of 660 nanometers (red light) and 850 nanometers (near-infrared light) in a 1:1 ratio, targeting both superficial and deeper tissues.
- **High Irradiance:** Delivers powerful light energy to accelerate bodily repair and provide therapeutic benefits.
- **Modular and Stand Capability:** Designed for versatile setup, allowing for easy integration with stands or other modular units for full-body coverage.
- **Digital Display:** An integrated display provides control and feedback for session settings.

How Red & Infrared Light Works?

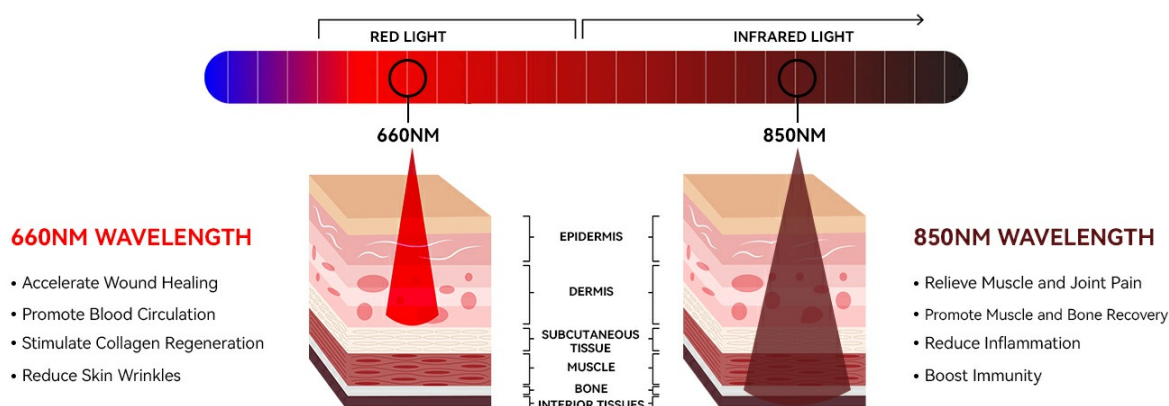


Image: A diagram illustrating how 660nm red light penetrates the epidermis and dermis, while 850nm near-infrared light reaches subcutaneous tissue, muscle, and bone for deeper therapeutic effects.



Image: A user demonstrating the use of two MEGELIN light therapy panels, highlighting the modular setup for comprehensive treatment.

4. SETUP

Follow these steps to set up your MEGELIN T1000 Red Light Therapy Panel:

1. **Unboxing:** Carefully remove all components from the packaging. Verify that all parts are present: the T1000 panel, power cord, eye protection goggles, and any included stand or mounting accessories.
2. **Assembly (if applicable):** If using a stand, assemble it according to the separate stand instructions. Securely attach the T1000 panel to the stand using the provided hardware. Ensure the panel is stable and upright.
3. **Placement:** Place the panel on a flat, stable surface or mount it securely. Ensure there is sufficient space around the device for ventilation and safe operation. Avoid placing it near water sources or in direct sunlight.
4. **Power Connection:** Connect the power cord to the power input port on the back or side of the panel. Plug the other end of the power cord into a standard electrical outlet (AC 85-265V).
5. **Initial Check:** Before first use, ensure all connections are secure and the device is positioned correctly.

5. OPERATING INSTRUCTIONS

Using your MEGELIN T1000 Red Light Therapy Panel is straightforward:

1. **Prepare for Session:** Ensure you are in a comfortable position. Wear the provided eye protection goggles before turning on the device.
2. **Power On:** Locate the power switch on the device and turn it to the "ON" position. The digital display should illuminate.
3. **Select Mode (if available):** If your model has different light modes (e.g., red only, NIR only, or both), use the control buttons on the digital display to select your desired mode.
4. **Set Timer (if available):** Use the timer function on the digital display to set your desired session duration. A typical session is 10-20 minutes.
5. **Positioning:** Position yourself at the recommended distance from the panel. Refer to the irradiance chart below for optimal distances and their corresponding power levels. For the T1000 model, common distances range from 6 to 24 inches.
6. **Begin Treatment:** Once settings are confirmed, the lights will activate. Relax and allow the light to penetrate the desired area of your body.
7. **End Session:** The device will automatically turn off if a timer is set, or you can manually turn it off using the power switch.
8. **Post-Session:** Store the device in a safe, dry place.

Recommended Usage and Irradiance

The effectiveness of red light therapy is dependent on the distance from the device and the duration of the session. The MEGELIN T1000 provides varying irradiance levels based on distance:

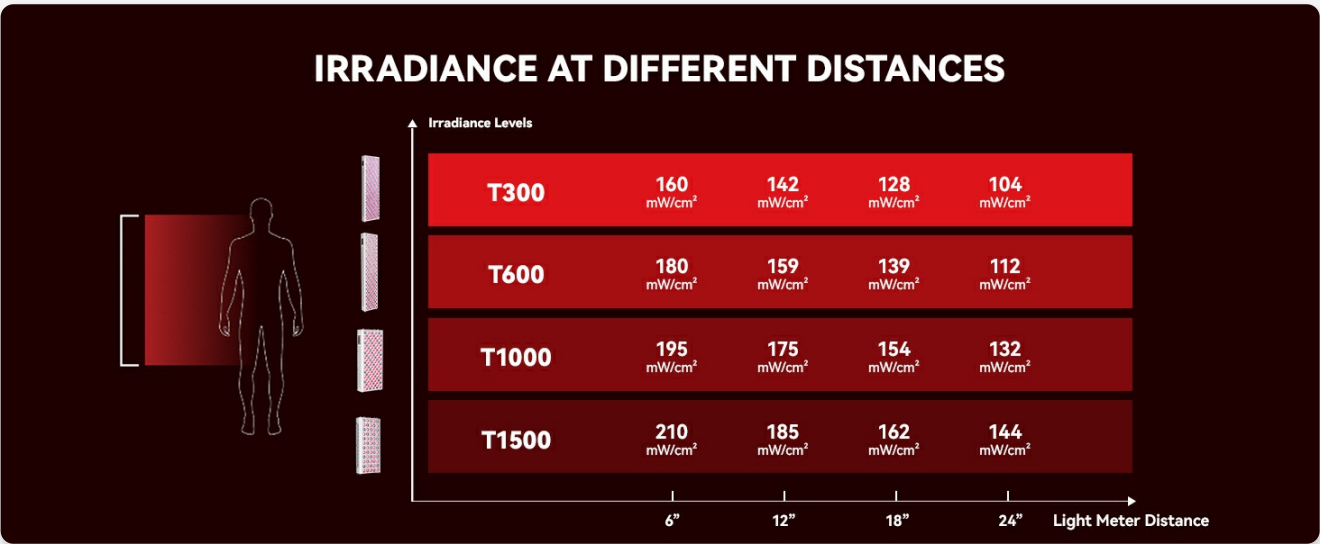


Image: A chart detailing irradiance levels (mW/cm²) for different MEGELIN light therapy models (T300, T600, T1000, T1500) at distances of 6, 12, 18, and 24 inches. For the T1000, irradiance ranges from 195 mW/cm² at 6" to 132 mW/cm² at 24".

For the T1000 model:

- At 6 inches: 195 mW/cm²
- At 12 inches: 175 mW/cm²
- At 18 inches: 154 mW/cm²
- At 24 inches: 132 mW/cm²

Typical session duration is 10-20 minutes per treatment area, 3-5 times per week. Adjust duration and frequency

based on individual needs and comfort.

6. MAINTENANCE

Proper maintenance ensures the longevity and optimal performance of your MEGELIN T1000 Red Light Therapy Panel:

- **Cleaning:** Disconnect the device from the power outlet before cleaning. Use a soft, dry, or slightly damp cloth to wipe the surface of the panel. Do not use abrasive cleaners, solvents, or excessive moisture, as these can damage the LEDs or electronic components.
- **Storage:** When not in use, store the device in a cool, dry place, away from direct sunlight and extreme temperatures. Keep it in its original packaging or a protective cover to prevent dust accumulation.
- **Inspection:** Periodically inspect the power cord for any signs of damage. If the cord is damaged, do not use the device and contact customer support.

7. TROUBLESHOOTING

If you encounter any issues with your MEGELIN T1000 Red Light Therapy Panel, refer to the following troubleshooting guide:

Problem	Possible Cause	Solution
Device does not turn on.	<ul style="list-style-type: none">◦ Power cord not securely plugged in.◦ Power outlet is not functioning.◦ Power switch is off.	<ul style="list-style-type: none">◦ Ensure the power cord is firmly connected to both the device and the wall outlet.◦ Test the outlet with another device.◦ Flip the power switch to the "ON" position.
Some LEDs are not lighting up.	<ul style="list-style-type: none">◦ Minor LED failure (rare).◦ Internal connection issue.	<ul style="list-style-type: none">◦ A few non-illuminating LEDs typically do not affect overall performance.◦ If a significant number of LEDs are out, contact customer support.
Device feels excessively hot.	<ul style="list-style-type: none">◦ Poor ventilation.◦ Prolonged use.	<ul style="list-style-type: none">◦ Ensure the device is placed in an area with good airflow.◦ Allow the device to cool down between sessions.◦ If overheating persists, discontinue use and contact support.

If the problem persists after attempting these solutions, please contact MEGELIN customer support for further assistance.

8. SPECIFICATIONS

Detailed technical specifications for the MEGELIN T1000 Red Light Therapy Panel:

Specification	Value (T1000)
LED Type	5W Dual Chip

Specification	Value (T1000)
LEDs Quantity	200 PCS
LED Power	1000W
Draw Power	300W ±5%
Input Voltage	85-265V AC
Working Temperature	104°F to -4°F (40°C to -20°C)
Product Size	35 x 8 x 3 inches (89 x 20 x 7.6 cm)
Wavelength	660/850 nm (Red/Near-Infrared)
Power Factor	≥0.95





				
	MH-T300	MH-T600	MH-T1000	MH-T1500
LED Type	5W	5W	5W	5W
LEDs QTY	60PCS	120PCS	200PCS	300PCS
LED Power	300W	600W	1000W	1500W
Draw Power	90W±5%	160W±5%	300W±5%	420W±5%
Input Voltage	85-265V	85-265V	85-265V	85-265V
Working Temperature	104°F to -4°F	104°F to -4°F	104°F to -4°F	104°F to -4°F
Product Size	15 x 7 x 2 inch	19 x 8 x3 inch	35 x 8 x 3inch	36 x 11 x 3 inch
Wavelength	660/850	660/850	660/850	660/850
Power Factor	≥0.95	≥0.95	≥0.95	≥0.95

Image: A comprehensive table outlining the specifications for MEGELIN light therapy models MH-T300, MH-T600, MH-T1000, and MH-T1500, including LED type, quantity, power, dimensions, and wavelengths.

9. WARRANTY AND SUPPORT

MEGELIN is committed to providing the best shopping experience and product quality.

- **Warranty:** Your MEGELIN T1000 Red Light Therapy Panel comes with a**365-day warranty** from the date of purchase. This warranty covers manufacturing defects and malfunctions under normal use.
- **Customer Support:** If you have any questions, concerns, or require assistance with your device, please do not hesitate to contact MEGELIN customer support. Refer to your purchase documentation or the MEGELIN official website for contact details.

10. LEGAL DISCLAIMER

Statements regarding dietary supplements have not been evaluated by the FDA and are not intended to diagnose, treat, cure, or prevent any disease or health condition.

This product is not intended to diagnose, treat, cure, or prevent any disease. The information provided in this manual is for informational purposes only and should not be considered medical advice. Always consult with a qualified healthcare

professional before starting any new health regimen or if you have any health concerns.