

[Manuals.plus](#) /

> [Muluflower](#) /

> Muluflower Floating Bed Frame King Size with Charging Station and LED Lights User Manual

## Muluflower Floating Bed Frame King Size

# Muluflower Floating Bed Frame King Size User Manual

Model: Floating Bed Frame King Size

Brand: Muluflower

## INTRODUCTION

---

This manual provides detailed instructions for the assembly, operation, and maintenance of your Muluflower Floating Bed Frame King Size. Please read this manual thoroughly before assembly and use to ensure proper function and safety. This bed frame features a unique floating design, integrated LED lighting, and a convenient charging station.

## IMPORTANT SAFETY INFORMATION

---

- Ensure all anti-slip stoppers are securely attached to prevent mattress movement.
- Follow all assembly instructions carefully. Incorrect assembly can lead to instability and potential injury.
- Exercise caution when handling and installing the under-bed LED lights to avoid damage or electrical hazards.
- Do not exceed the maximum weight capacity of the bed frame (1000 lbs).
- Keep children and pets away from small parts during assembly.

## PACKAGE CONTENTS


---

Please verify that all components are present before beginning assembly. Refer to the packing list included with your product for a complete inventory of parts and hardware. If any parts are missing or damaged, contact customer support.

# Product Details



Practical accessories



Mattress cover



Easy Assembly



Sturdy Structure

**Figure 1:** Overview of key product details including the charging station, mattress stopper, frame connections, and overall structure.


## ASSEMBLY INSTRUCTIONS

Assembly is designed to be straightforward. It is recommended to assemble the bed frame with two people. Please follow the numbered instructions provided in the separate assembly guide included in your package. Ensure all bolts are tightened securely before use.

## Product Details



Practical accessories



Mattress cover



Easy Assembly



Sturdy Structure

Figure 2: Illustration of the bed frame's structural components and assembly points.

### Assembly Overview Video

Your browser does not support the video tag.

**Video 1:** A visual guide demonstrating the assembly process and key features of the Muluflower Floating Bed Frame.

### OPERATING INSTRUCTIONS

#### LED Lighting System

The bed frame is equipped with three side hidden LED light strips. These lights can be controlled via a dedicated mobile application or a remote control (if included). You can customize colors, brightness, lighting modes (e.g., music mode, mic mode), and set timing functions.

- **Power On/Off:** Use the app or remote to turn the lights on or off.
- **Color Selection:** Choose from over 60,000 DIY color options.
- **Brightness Adjustment:** Adjust the intensity of the lights.
- **Mode Selection:** Select various dynamic lighting modes, including music synchronization and custom styles.

- **Timing Function:** Schedule the lights to turn on or off at specific times.



Figure 3: Control interface for the LED lighting system, highlighting various customization options.

### Integrated Charging Station

The bed frame includes a built-in charging station for your electronic devices. It features 2 standard AC outlets, 1 USB port, and 1 Type-C port.

- **AC Outlets:** 120V/12A (2 outlets) for standard electrical devices.
- **USB Port:** 5V/2A (1 port) for charging smartphones and other USB-powered devices.
- **Type-C Port:** (1 port) for charging compatible Type-C devices.

## Built-in charging Station



**120V/12A**  
[2 AC Outlets]



**5V/2A**  
[1 USB Ports]



**Type-C**  
[1-Type-C]

Figure 4: Detailed view of the charging station's ports and specifications.

### MAINTENANCE

- **Cleaning:** Wipe the metal frame with a soft, damp cloth. Avoid abrasive cleaners.
- **LED Lights:** Keep the LED strips free from dust. If the adhesive weakens, consider using additional mounting clips or stronger adhesive.
- **Fasteners:** Periodically check all bolts and screws to ensure they remain tight. Retighten as necessary.
- **Under-bed Area:** The 8.6-inch clearance allows for easy cleaning, including with robot vacuum cleaners.



Figure 5: Illustration of the under-bed storage and cleaning clearance.

## TROUBLESHOOTING

| Problem  | Possible Cause   | Solution  |
|--|--|---|
| LED lights do not turn on or function incorrectly. | Loose connection, power issue, remote/app malfunction. | Check all power connections. Ensure the remote has fresh batteries or the app is properly paired. Contact customer support if the issue persists. |
| LED light strips detach from the frame.            | Weak adhesive.   | Re-secure with stronger adhesive tape or use additional mounting clips (not included).  |
| Charging station not working.                      | No power, device incompatibility, faulty port.         | Ensure the bed frame is properly plugged into a working wall outlet. Test with different devices and cables.                                      |

| Problem                           | Possible Cause                                   | Solution  |
|-----------------------------------|--|---|
| Bed frame is unstable or squeaks. | Loose bolts, uneven assembly.                    | Check and tighten all assembly bolts. Ensure the frame is on a level surface.                         |
| Mattress slides on the frame.     | Anti-slip stoppers not installed or ineffective. | Ensure the provided anti-slip stoppers are correctly positioned and firmly pressed against the frame. |

## SPECIFICATIONS

---

**Brand:** Muluflower

**Model:** Floating Bed Frame

**Size:** King

**Product Dimensions:** 79.9"L x 76"W x 8.6"H

**Weight Capacity:** 1000 lbs

**Under-bed Clearance:** 8.6"

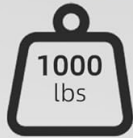
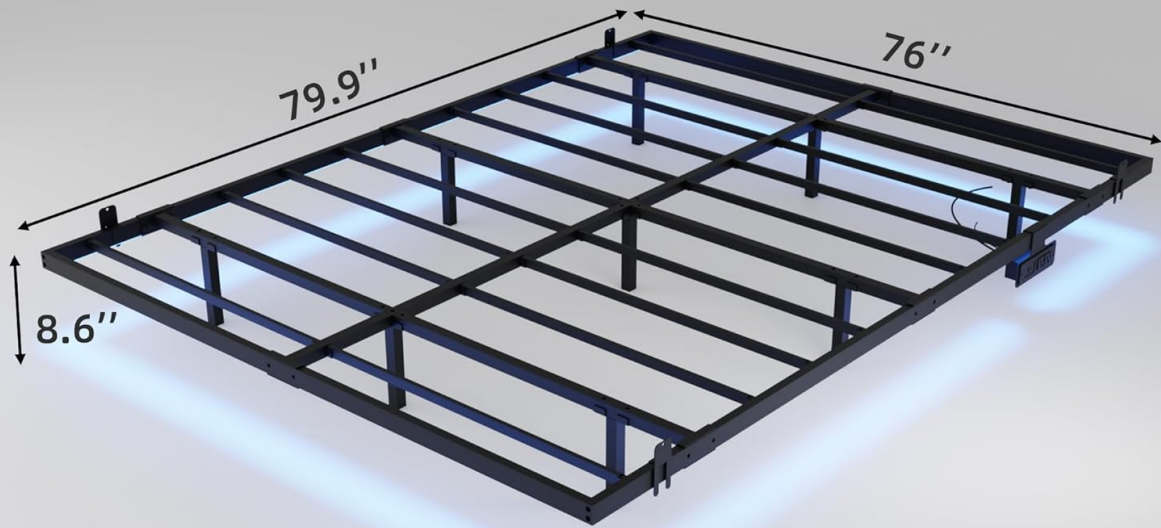
**Material:** Metal Frame

**Finish Type:** Painted (Black)

**Special Features:** Integrated LED Lights (RGB, App/Remote control, 60,000+ colors, timing, music/mic modes), Built-in Charging Station (2 AC Outlets, 1 USB Port, 1 Type-C Port), Squeak Resistant, Anti-slip Mattress Stoppers.

**Assembly Required:** Yes

## King Size Floating Bed Frame



**1000lbs**  
Weight Capacity



**19.7ft/6m**  
LED Light Strip



**4.9ft/1.5m**  
Charging Station

Figure 6: Key dimensions and features of the King size bed frame.

### WARRANTY AND SUPPORT

For warranty information or technical support, please refer to the warranty card included with your product or visit the official Muluflower website. If you have any questions or require assistance, please contact Muluflower customer service directly.

**Contact Information:** Refer to your product packaging or the Muluflower brand store for the most current contact details.