

Hasbro Gaming F9917

Hasbro Gaming Hypershot Electronic Tabletop Hockey Game Instruction Manual

INTRODUCTION

The Hasbro Gaming Hypershot Electronic Tabletop Hockey Game offers an engaging experience for 1 to 2 players. This portable game simulates air hockey with electronic puck-shooting action, featuring lights, music, and sound effects. Players aim to strike lights on the game unit to score points across various game modes.



Image: The Hypershot game unit with pucks and packaging.

WHAT'S IN THE BOX

- 1 x Hypershot Electronic Game Unit
- 2 x Pucks
- 2 x Guard Rails



Image: The Hypershot game unit and its accompanying pucks.

SETUP INSTRUCTIONS

1. Remove the game from its packaging.
2. Insert 3 AA batteries into the game unit. The battery compartment is located on the underside of the unit.
3. Place the pucks and guard rails onto the designated areas of the game surface.
4. Power on the game unit and select your desired game mode to begin playing.

The game unit is designed for portability, with pucks and guard rails storing neatly within its base.




Image: Overhead view of the Hypershot game, showing the playing surface and pucks.

OPERATING INSTRUCTIONS

The Hypershot game features electronic lights, music, and sound effects to enhance gameplay. Players use pucks to strike illuminated targets on the game surface. The game unit provides audio cues and announces scores at the end of each round.

Game Modes

The game offers 5 distinct modes:

- **Ricochet:** A 2-player head-to-head mode.
- **Slap Shot:** A 2-player head-to-head mode.
- **Shoot-Out:** A 2-player head-to-head mode.
- **Face-Off:** A 2-player head-to-head mode.
- **Trainer Mode:** A solo practice mode to hone skills.

In 2-player modes, the first player to win 4 rounds is declared the champion. Some game modes include timed rounds for added intensity.



5 GAME MODES

Image: Close-up of a hand interacting with the game unit's buttons and lights.

Your browser does not support the video tag.

Video: Official demonstration of the Hypershot Electronic Tabletop Hockey Game by Hasbro Toys - Domestic.

MAINTENANCE

To ensure optimal performance and longevity of your Hypershot game, keep the playing surface clean and free of debris. Store the game unit in a dry place away from extreme temperatures. Regularly check the battery compartment for any signs of corrosion and replace batteries as needed.

TROUBLESHOOTING

- **Game not powering on:** Ensure 3 AA batteries are correctly inserted and are not depleted.
- **Lights or sounds not functioning:** Replace batteries with fresh ones. If the issue persists, contact customer support.

- **Pucks not sliding smoothly:** Clean the game surface and the bottom of the pucks to remove any dust or obstructions.

Safety Information

WARNING: Small parts may be generated. Not for children under 3 years.

Always supervise young children during play. Keep batteries out of reach of small children. Do not mix old and new batteries, or different types of batteries.

Specifications



Feature	Detail
Product Dimensions	10.5 x 2 x 10.5 inches
Item Weight	13.3 ounces
Item Model Number	F9917
Manufacturer Recommended Age	8 years and up
Batteries	3 AA batteries required (not included)
Language	English
Manufacturer	Hasbro





Warranty and Support

For warranty information or customer support, please refer to the contact details provided on the product packaging or visit the official Hasbro Gaming website. Keep your purchase receipt as proof of purchase.

© 2025 Hasbro Gaming. All rights reserved.

Related Documents - F9917

	<p>Perfection Board Game: How to Play and Set Up</p> <p>Instructions and guide for playing the Perfection board game, including setup, single-player mode, and multi-player mode.</p>
	<p>Monopoly: Deadpool Edition - Game Rules and Instructions</p> <p>Official rules and instructions for the Monopoly: Deadpool Edition board game. Learn how to set up, play, buy properties, build headquarters and D-Mansions, and win the game.</p>

 <p>G0351 MONOPOLY DEAL</p> <p>CARDSET GUIDE</p> <p>PROPERTY CARDS: Each property card represents a location in the game. There are 28 property cards in total, including 14 blue cards, 10 green cards, and 4 red cards. Each card has a unique design and a specific location name.</p> <p>WILDCARD CARDS: There are 16 wildcard cards in total, including 8 blue cards, 4 green cards, and 4 red cards. These cards can be used to steal property from other players or to gain extra money.</p> <p>HOW TO PLAY: The game is played with a standard 52-card deck. The dealer shuffles the deck and deals 5 cards to each player. The first player to go bankrupt is the winner.</p>	<p>Monopoly Deal Card Game - Fast-Paced Family Fun by Hasbro Gaming</p> <p>Discover Monopoly Deal, the quick-playing card game version of Monopoly. Swap, steal, and scheme your way to victory in this fast-paced property trading game for families and kids, model G0351.</p>
	<p>Monopoly Junior: Peppa Pig Edition - Official Game Rules and Instructions</p> <p>Learn how to play Monopoly Junior: Peppa Pig Edition with these official rules and instructions. Discover setup, gameplay, winning conditions, and board space details for this fun family board game.</p>
	<p>Monopoly: Stranger Things Edition - Official Rulebook and Game Guide</p> <p>Learn how to play the Monopoly: Stranger Things Edition board game. This guide covers setup, gameplay, special rules for Vecna's Gates, Cassette Tapes, and winning conditions. Features characters and locations from the Netflix series.</p>
	<p>Clue: Robbery at the Museum - Game Rules and Instructions</p> <p>Official rules and instructions for the Clue: Robbery at the Museum escape room board game by Hasbro. Learn how to set up, play, and solve the mystery.</p>