

Lionel 712124

Lionel Hogwarts Express Bluetooth Ready-to-Play Train Set Instruction Manual

Brand: Lionel

Model: 712124

1. IMPORTANT SAFETY INFORMATION

WARNING: CHOKING HAZARD - Small parts. Not for children under 3 years of age.

This product is recommended for ages 4 years and up. Adult assembly is required.

Always supervise children during operation of the train set.

2. PRODUCT OVERVIEW

The Lionel Hogwarts Express Bluetooth Ready-to-Play Train Set offers an immersive experience with authentic train sounds, lights, and water vapor smoke effects. This set is designed for easy operation via Bluetooth control or a conventional switch.

Key Features:

- Battery-powered Steam Locomotive with working headlight and engine cab light.
- Water-Vapor Smoke Effects with flickering LED in the smokestack.
- Authentic train sounds, including movie sound clip announcements, bell, and whistle.
- Bluetooth control capability via a smart device app.
- Exclusive track system allowing for three different layout configurations.
- Durable plastic construction with hook couplers.




Image: The complete Lionel Hogwarts Express train set, featuring the locomotive, tender, and two passenger cars on a track layout.

3. WHAT'S INCLUDED

Your Lionel Hogwarts Express Bluetooth Ready-to-Play Train Set includes the following components:

- 1 x Battery-powered Steam Locomotive
- 1 x Tender
- 2 x Passenger Coach Cars
- 24 x Curved Plastic Track Pieces
- 8 x Straight Plastic Track Pieces
- 1 x Empty Water Bottle Dropper

Harry Potter




 **Harry Potter** All characters and elements © & ™ Warner Bros. Entertainment Inc.
WB SHIELD © & ™ WBEL Publishing Rights © JKR. (s24)

Image: A visual representation of all components included in the train set, laid out for easy identification.

4. SETUP GUIDE

4.1. Track Assembly

The train set includes 24 curved and 8 straight plastic track pieces, allowing for three different track layouts. Ensure all track pieces are securely connected to form a complete circuit.

1. Choose your desired track layout (oval, circle, or rounded square).
2. Connect the track pieces by aligning the connectors and pressing them firmly together until they click into place.
3. Ensure the track is laid on a flat, stable surface.

1. Fill the empty water bottle dropper with clean tap water.
2. Carefully drip water into the smokestack opening on the top of the locomotive. Do not overfill.
3. The smoke effect will begin once the train is operating and the heating element reaches temperature.



Image: The empty water bottle dropper used for adding water to the locomotive's smokestack.

5. OPERATING INSTRUCTIONS

5.1. Placing the Train on Tracks

1. Carefully place the locomotive, tender, and passenger cars onto the assembled track.
2. Ensure all wheels are properly seated on the rails. The hook couplers should connect the cars securely.



Image: A side profile view of the Hogwarts Express train, showing the locomotive, tender, and passenger cars correctly positioned on the track.

5.2. Control Methods

The train set can be operated using two methods:

- **Conventional Mode:** Use the 3-position switch located on the top of the engine to control forward, stop, and

reverse movement.

- **Bluetooth Control:** Utilize the Lionel Bluetooth Control app on your smart device for advanced control features.

5.3. Bluetooth App Operation

To use the Bluetooth control feature, download the Lionel Cab3 app:

1. Open the Apple App Store or Google Play Store on your Bluetooth-enabled smart device.
2. Search for the "Cab3" app icon.
3. Click to download and install the app.
4. Open the Cab3 app.
5. Follow the in-app instructions to wirelessly set up and run your train.



Image: A visual guide detailing the five steps to download and connect to the Lionel Cab3 app for Bluetooth train control.

5.4. Activating Features

The train set includes various interactive features:

- **Headlight & Cab Light:** These lights activate automatically when the train is in operation.
- **Water Vapor Smoke:** Once water is added and the train is running, the smoke effect will begin.
- **Authentic Sounds:** The train produces authentic train sounds, including movie sound clip announcements, bell, and whistle. These can be controlled via the Bluetooth app or may play automatically depending on the mode.



Image: An illustration highlighting the key features of the Hogwarts Express train: water vapor smoke effect, LED headlight, and authentic movie sounds.

6. MAINTENANCE

- **Cleaning:** Wipe the train and track components with a soft, dry cloth to remove dust and debris. Do not use harsh chemicals or abrasive cleaners.
- **Battery Care:** To prolong battery life and prevent corrosion, remove all batteries from the locomotive when the train set will not be in use for an extended period.
- **Storage:** Store the train set in a cool, dry place, away from direct sunlight and extreme temperatures.

7. TROUBLESHOOTING

7.1. Train Not Moving

- **Check Batteries:** Ensure fresh C cell batteries are correctly installed in the locomotive with proper polarity.
- **Track Connection:** Verify that all track pieces are securely connected and form a continuous circuit. Ensure the train is properly seated on the rails.
- **Power Switch:** Confirm the 3-position switch on the locomotive is in the "ON" or desired direction setting.

7.2. Smoke Effect Not Working

- **Water Level:** Ensure sufficient water has been added to the smokestack using the dropper bottle.
- **Operating Time:** Allow a few moments for the heating element to warm up after starting the train.

7.3. Bluetooth Connectivity Issues

- **App Installation:** Confirm the Lionel Cab3 app is correctly installed on your smart device.
- **Device Bluetooth:** Ensure Bluetooth is enabled on your smart device.
- **Proximity:** Keep your smart device within close range of the locomotive for optimal connection.
- **Restart:** Try restarting both the locomotive (by cycling the power switch) and the Bluetooth app on your device.

8. SPECIFICATIONS

Feature	Detail
Product Dimensions	22.37 x 4.12 x 19.62 inches
Item Weight	8.2 pounds
Item Model Number	712124
Manufacturer Recommended Age	4 years and up
Batteries Required	6 C batteries (not included)
Manufacturer	Lionel
Track Layout Options	Oval (73.2 x 50 in), Circle (47.75 in), Rounded Square (53 x 53 in)





9. WARRANTY AND SUPPORT



For detailed warranty information and customer support, please refer to the official Lionel website or contact their customer service directly. Keep your proof of purchase for any warranty claims.

Lionel Official Website: www.lionel.com

© 2024 Lionel. All rights reserved. Hogwarts Express and related indicia are ™ © Warner Bros. Entertainment Inc. Publishing Rights
© JKR. (s24)

Related Documents - 712124

	<p>Lionel Chessie System Merger Special Freight Set Owner's Manual</p> <p>Comprehensive owner's manual for the Lionel Chessie System Merger Special Freight Set Ready-to-Run Set, covering setup, operation, maintenance, and warranty information for the CW-80 Transformer and FasTrack system.</p>
	<p>Lionel Berkshire LionChief Ready-To-Run Set Owner's Manual</p> <p>Comprehensive guide to setting up, operating, and maintaining the Lionel Berkshire LionChief Ready-To-Run O Gauge train set, including remote control and app usage, troubleshooting, and warranty information.</p>
	<p>Lionel SD40-2 Diesel Locomotive Owner's Manual</p> <p>Comprehensive owner's manual for the Lionel SD40-2 Diesel Locomotive, detailing operation with LEGACY, TMCC, Conventional, and LionChief Bluetooth systems, maintenance, and troubleshooting.</p>
	<p>Lionel 2-6-0 Mogul Steam Locomotive and Tender Owner's Manual</p> <p>Comprehensive owner's manual for the Lionel 2-6-0 Mogul Steam Locomotive and Tender (Model 73-8017-250), detailing operation with transformers and TrainMaster Command Control, RailSounds system features, Odyssey System, maintenance, and warranty information.</p>

	<p>Lionel Legacy 4-6-0 Steam Locomotive: Operation, Maintenance, and Control Guide</p> <p>Comprehensive owner's manual for the Lionel Legacy 4-6-0 Steam Locomotive, covering operation with LEGACY, TMCC, and conventional controls, LionChief Bluetooth app, universal remote, maintenance, and troubleshooting.</p>
	<p>Lionel 2-4-2 LionChief Locomotive Owner's Manual</p> <p>Comprehensive owner's manual for the Lionel 2-4-2 LionChief steam locomotive, detailing operation via remote control and the LionChief app, maintenance procedures, troubleshooting tips, and warranty information.</p>

Documents - Lionel – 712124

no relevant documents