

Manuals+

[Q & A](#) | [Deep Search](#) | [Upload](#)

manuals.plus /

- › [Hasbro Gaming](#) /
- › [Hasbro Gaming Monopoly Batman Edition Board Game Instruction Manual](#)

Hasbro Gaming F9930

Hasbro Gaming Monopoly Batman Edition Board Game Instruction Manual

Model: F9930

1. INTRODUCTION TO MONOPOLY BATMAN EDITION

The Monopoly Batman Edition board game offers a unique twist on the classic property trading game, set in Gotham City. Players assume the roles of members of the Bat-family, patrolling the city to capture notorious villains. This edition features Batman-themed artwork, characters, and game mechanics, designed for 2 to 4 players aged 8 and up.



The Monopoly Batman Edition game box, featuring key heroes and villains from Gotham City. The game is designed for 2-4 players, ages 8 and up.

2. WHAT'S IN THE BOX

Carefully unpack all components. The game includes:

- Gameboard
- 4 Plastic Character Tokens (Batman, Robin, Nightwing, Batgirl)
- 4 Character Cards
- 16 Villain Calling Cards
- 16 Bat-Signal Cards
- 16 Alfred Cards
- 16 Arkham Markers
- 2 Dice (1 standard die, 1 action die)
- 90 Batarangs (game currency)
- Game Guide



An overview of all components included in the Monopoly Batman Edition game, neatly arranged on a yellow surface.



The four detailed plastic character tokens representing Batman, Robin, Batgirl, and Nightwing, which players use to move around the game board.

3. SETUP

1. Place the gameboard on a flat surface.
2. Separate the Villain Calling Cards, Bat-Signal Cards, and Alfred Cards into their respective decks. Shuffle each deck and place them face down on their designated spaces on the gameboard.
3. Each player chooses a plastic character token (Batman, Robin, Nightwing, or Batgirl) and its corresponding Character Card. Place your token on the 'GO' space.
4. Distribute Batarangs to each player as starting currency. The Game Guide specifies the initial amount.
5. Place the Arkham Markers near the board for easy access.



A complete setup of the Monopoly Batman Edition game board, showing the placement of all cards, character tokens, dice, and batarangs.

4. GAME PLAY (OPERATING INSTRUCTIONS)

The objective is to capture villains and collect the most Batarangs by the end of the game.

4.1 Taking a Turn

1. Roll both the standard die and the action die.
2. Move your character token clockwise around the board the number of spaces indicated by the standard die.
3. Activate your character's special ability based on the action die roll (refer to your Character Card for details).
4. Follow the instructions of the space you land on.



A player's hand prepares to roll the standard and action dice, initiating their turn in the game.

4.2 Capturing Villains

Instead of properties, the board spaces feature famous Gotham villains. When you land on an uncaptured villain space, you may choose to capture them by paying the indicated Batarang cost. If you capture a villain, take their Villain Calling Card and place an Arkham Marker on their space on the board. If another player lands on a villain you have captured, they must pay you Batarangs as a fee. The fee increases if you own both villains of the same color set.



Close-up of two Villain Calling Cards, Bane and Harley Quinn, showing their respective fees and Arkham costs.



The Joker's space on the game board, marked with an Arkham Marker, signifying that this villain has been captured by a player.

4.3 Batarangs (Currency)

Batarangs replace traditional Monopoly money. Collect Batarangs when passing 'GO' or from other players when they land on your captured villains. Pay Batarangs to capture villains or when landing on other players' captured villains.



Various Batarang tokens, serving as the game's currency, are shown in silver (value 1) and gold (value 5).



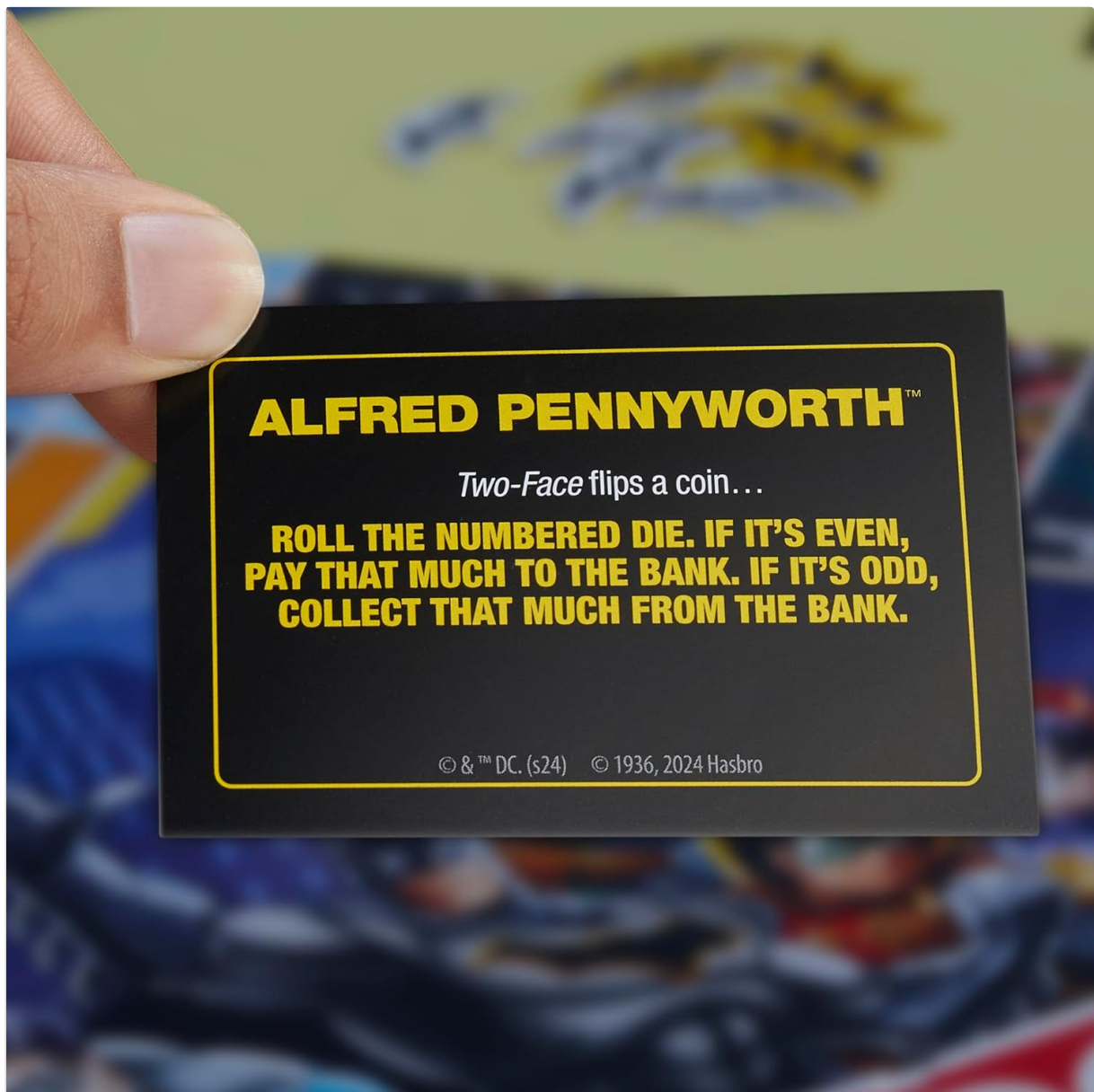
A visual representation of players exchanging Batarang tokens during gameplay, highlighting the use of these tokens as currency.

4.4 Bat-Signal and Alfred Cards

Landing on a Bat-Signal or Alfred Pennyworth space requires drawing a card from the respective deck and following its instructions. These cards can provide advantages or challenges.



A Bat-Signal card, illustrating a common game event that can lead to going to jail or other consequences.



An Alfred Pennyworth card, detailing an event that involves rolling a die to determine a payment or collection of Batarangs.

4.5 Official Product Video

This video provides a concise overview of the Monopoly Batman Edition board game, showcasing its unique features and gameplay elements. It highlights how players can engage with the Batman universe within the Monopoly framework.

5. GAME END AND WINNING

The game concludes when all villains on the board have been captured. At this point, players count their total Batarangs. The player with the most Batarangs wins the game and successfully saves Gotham City!

6. SAFETY INFORMATION

WARNING: Small parts may be generated. Not for children under 3 years due to choking hazard.

7. SPECIFICATIONS

- **Product Dimensions:** 15.74 x 1.61 x 0.1 inches
- **Item Weight:** 1.91 pounds
- **Item Model Number:** F9930







- **Manufacturer Recommended Age:** 8 years and up
- **Release Date:** May 19, 2024
- **Language:** English
- **Manufacturer:** Hasbro

8. SUPPORT AND WARRANTY

For product support or warranty information, please visit the official Hasbro Gaming website or contact their customer service department. Details can typically be found on the game packaging or the manufacturer's website.

You can visit the Hasbro Gaming Store for more information:[Hasbro Gaming Store](#)

Related Documents - F9930

	<p>Monopoly Deal Card Game - Fast-Paced Family Fun by Hasbro Gaming</p> <p>Discover Monopoly Deal, the quick-playing card game version of Monopoly. Swap, steal, and scheme your way to victory in this fast-paced property trading game for families and kids, model G0351.</p>
	<p>Monopoly: Stranger Things Edition - Official Rulebook and Game Guide</p> <p>Learn how to play the Monopoly: Stranger Things Edition board game. This guide covers setup, gameplay, special rules for Vecna's Gates, Cassette Tapes, and winning conditions. Features characters and locations from the Netflix series.</p>
	<p>Monopoly Junior: Peppa Pig Edition - Official Game Rules and Instructions</p> <p>Learn how to play Monopoly Junior: Peppa Pig Edition with these official rules and instructions. Discover setup, gameplay, winning conditions, and board space details for this fun family board game.</p>
	<p>Monopoly: Deadpool Edition - Game Rules and Instructions</p> <p>Official rules and instructions for the Monopoly: Deadpool Edition board game. Learn how to set up, play, buy properties, build headquarters and D-Mansions, and win the game.</p>
	<p>Monopoly: Marvel Studios' Black Panther - Wakanda Forever Edition Rules</p> <p>Official rules and gameplay instructions for Monopoly: Marvel Studios' Black Panther - Wakanda Forever Edition. Learn how to set up, play, and win this property trading game.</p>
	<p>Monopoly Junior Super Mario Edition: Rules and Gameplay</p> <p>Learn how to play Monopoly Junior Super Mario Edition, a fast-dealing property trading game featuring characters from the Super Mario universe. This guide covers setup, gameplay, board spaces, winning conditions, and advanced rules.</p>

