

[Manuals.plus](#) /

> [Bburago](#) /

> Bburago - 1/18 Ferrari Racing - 499P LMH 2023#51 - Red - New 2024: Metallic Replica - Detailed Interior - Opening Doors and Hood to Scale 1:18 - Winner of The 24h of Le Mans 2023

Bburago 16301

Instruction Manual: Bburago 1/18 Ferrari Racing 499P LMH 2023 #51

Detailed guide for your Bburago Ferrari Racing 499P LMH 2023 #51 die-cast replica, winner of the 24h of Le Mans 2023.

1. PRODUCT OVERVIEW

The Bburago 1/18 Ferrari Racing 499P LMH 2023 #51 is a meticulously crafted die-cast replica of the winning car from the 2023 Le Mans 24 Hours. This 2024 novelty in the Bburago Ferrari Racing collection captures the essence of performance and elegance associated with the Ferrari brand. It features a detailed interior, opening doors, and an opening hood, offering total immersion into the world of motor racing. Its precise workmanship and attention to detail are designed to delight collectors and racing car enthusiasts alike.



Image 1.1: The Bburago 1/18 Ferrari Racing 499P LMH 2023 #51 die-cast model, showcasing its detailed exterior and vibrant

red and yellow livery.

Product Overview Video

Your browser does not support the video tag.

Video 1.1: An official product overview video demonstrating the key features and details of the Bburago Ferrari 499P LMH model. (Duration: 0:32)

2. SAFETY INFORMATION

This product is intended for collectors aged 14 years and over. It is not a toy and may contain small parts that could pose a choking hazard for young children. Please keep out of reach of children under 14 years of age.

3. PACKAGE CONTENTS

Upon opening the package, you should find the following item:

- 1 x Bburago 1/18 Ferrari Racing 499P LMH 2023 #51 Die-Cast Model Car



Image 3.1: The model car as it appears in its original retail packaging.

4. SETUP AND DISPLAY

Your Bburago die-cast model comes ready for display. Carefully remove the model from its packaging, ensuring not to force any parts. The model is typically secured to a display base within the box.

1. **Unboxing:** Gently open the packaging. Some models may require unscrewing from the base. Use a small screwdriver if necessary.

2. **Placement:** Place the model on a flat, stable surface. The included display base is ideal for showcasing the model and protecting its intricate details.
3. **Environment:** Display the model in a clean, dry environment away from direct sunlight, extreme temperatures, and excessive dust to preserve its finish and details.




Image 4.1: The model displayed on its base, illustrating its scale and dimensions.

5. OPERATING THE MODEL FEATURES

This Bburago die-cast model features several interactive elements designed to enhance its realism and display versatility. Handle all movable parts with care to avoid damage.

- **Opening Doors:** The side doors of the model can be gently opened to reveal the detailed interior. Use a soft touch to open and close them.
- **Opening Hood:** The front hood of the model can also be opened, showcasing engine bay details. Lift gently from the front edge.
- **Working Steering:** The front wheels are connected to a working steering mechanism, allowing them to turn left and right.
- **Suspension:** The model features a functional suspension system, providing a realistic feel when gently

pressed down.




Image 5.1: A detailed view of the model with its door open, highlighting the intricate interior and movable parts.

6. MAINTENANCE AND CARE

Proper care will ensure the longevity and pristine condition of your die-cast model.

- **Cleaning:** Use a soft, dry microfiber cloth to gently wipe away dust. For stubborn dirt, slightly dampen the cloth with water (no harsh chemicals or abrasives).
- **Handling:** Always handle the model by its main body. Avoid touching delicate parts like mirrors, spoilers, or antennas, as they can be fragile.
- **Storage:** If storing the model, keep it in its original packaging or a display case to protect it from dust and accidental damage.

7. TROUBLESHOOTING

Should you encounter any minor issues with your model, refer to the table below for common solutions.

Issue	Possible Cause	Solution
-------	----------------	----------


Issue	Possible Cause	Solution
Doors/Hood difficult to open/close	Tight hinges or new mechanism.	Apply gentle, consistent pressure. Do not force. Repeated gentle opening/closing may loosen them.
Wheels not turning smoothly	Dust accumulation or minor misalignment.	Clean around the axles with a soft brush. Ensure no debris is obstructing movement.
Model appears dusty quickly	Open display environment.	Consider placing the model inside a sealed display case to minimize dust exposure.

If issues persist or you experience significant damage, please contact Bburago customer support.

8. SPECIFICATIONS

Feature	Detail
Brand	Bburago
Model Name	Ferrari Racing 499P LMH 2023 #51
Model Number	16301
Scale	1:18
Product Dimensions	11 x 4 x 4 inches (28 x 11 x 8 cm approx.)
Item Weight	1.87 pounds
Material	Die-cast metal with plastic parts
Manufacturer Recommended Age	14 years and up

cm



1/18

Image 8.1: Visual representation of the model's approximate dimensions.

9. WARRANTY AND SUPPORT

Bburago products are manufactured to high standards. For any inquiries regarding warranty, defects, or support, please refer to the contact information provided on the product packaging or visit the official Bburago website. Keep your proof of purchase for warranty claims.

For further assistance, please contact Bburago customer service directly.