

Manuals+

[Q & A](#) | [Deep Search](#) | [Upload](#)

manuals.plus /

> [OTTOCAST](#) /

> [OTTOCAST Multimedia Video Adapter Play2Video Pro, CA400-S User Manual](#)

OTTOCAST CA400-S

OTTOCAST Play2Video Pro Multimedia Video Adapter User Manual

Model: CA400-S

1. PRODUCT OVERVIEW

The OTTOCAST Play2Video Pro is an advanced multimedia video adapter designed to enhance your in-car entertainment and connectivity. It integrates wireless Apple CarPlay and Android Auto functionalities with a built-in Android 12 system, allowing access to popular streaming applications directly on your vehicle's display.

This device is ideal for vehicles equipped with factory wired CarPlay, providing a seamless transition to a smart multimedia experience.



Figure 1: OTTOCAST Play2Video Pro Multimedia Video Adapter and its packaging.

Ottocast Play2Video Pro

Wireless CarPlay & Wireless Android Auto & Android 12

With wireless CarPlay and wireless Android Auto support, Play2Video Pro allows you to make hands-free phone calls, send voice messages, read out messages, and play music while you focus on driving. Additionally, it comes preloaded with popular apps such as Netflix, YouTube, YouTube Music, Spotify, and IPTV to enrich your driving life



CarPlay

Wireless connection



Android Auto

Wireless connection



More Apps

Five apps built-in

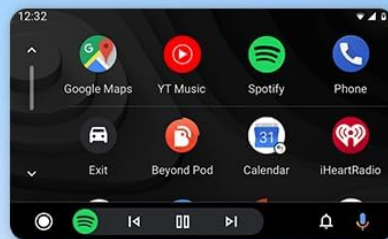


Figure 2: Key features of the Play2Video Pro, highlighting wireless CarPlay, Android Auto, and pre-installed applications.



Multi-functional Media Car Adapter Play2Video Pro

YouTube/Netflix/YouTube Music/Spotify/IPTV available

Wirelessly CarPlay/Android Auto

Various media playback with USB memory stick









* DOES NOT SUPPORT DOWNLOADING OTHER APPS

Figure 3: Overview of the multi-functional capabilities, including streaming services and wireless connectivity.

All-In-One Car Video Adapter

Both wireless Android Auto and wireless CarPlay are supported, allowing the user to switch between three different Android systems at will.



The image shows a car's infotainment screen displaying three different Android system interfaces: Android 12, Wireless Android Auto, and Wireless CarPlay. The screen is overlaid with icons for each system, and two smartphones are shown on the right, one displaying the CarPlay interface and the other displaying the Android Auto interface.

Figure 4: The adapter supports seamless switching between Android 12, wireless Android Auto, and wireless CarPlay.

Compatibility

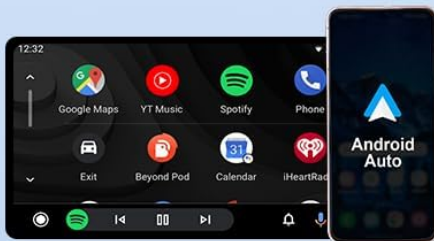
The Play2Video Pro is designed for cars with factory wired CarPlay (Model year: 2016-2024). It is suitable for iPhone iOS 10 / Android 11 and above. It works with a wide range of car brands including Ford, Chevrolet, Dodge, Toyota, Honda, Jeep, Audi, Mercedes-Benz, Porsche, Volvo, Volkswagen, Lexus, Hyundai, Peugeot, Mazda, Land Rover, and more.

Apple CarPlay



iPhone iOS 10 or above

Android Auto



SAMSUNG GALAXY



Galaxy S8 / S8+ Galaxy Note 8
Galaxy S9 / S9+ Galaxy Note 9
Galaxy S10 / S10+ Galaxy Note 10
Galaxy S20 / S20+ / S20 Ultra
Galaxy S21 / S21+ / S21 Ultra

GOOGLE SMARTPHONE



Pixel / XL Pixel 2 / 2XL
Pixel 3 / 3XL Pixel 4 / 4XL
Pixel 6 Pixel 6 Pro
Nexus 5X Nexus 6P

OTHER SMARTPHONES



Smartphones with built-in 5 GHz
Wi-Fi, Android 11 and newer model



Compatible smartphone models

Figure 5: Compatible smartphone models for both Apple CarPlay and Android Auto.

Please check before purchase and use

Brand Model	Year	Brand Model	Year	Brand Model	Year	Brand Model	Year
Acura	2017~	Ferrari	2016~	Volvo	2016~	Opel	2016~
Alfa Romeo	2018~	Foat	2016~	KIA	2014~	Peugeot	2017~
Audi	2017~	Ford	2017~	Land Rover	2017~	Porsche	2017~
Bentley	2017~	Mazda	2018~	Lexus	2019~	RAM	2018~
Borgward	2017~	Genesis	2017~	Lincoln	2017~	Renault	2017~
Cadillac	2016~	GMC	2016~	Benz	2016~	Seat	2016~
Chevrolet	2016~	Honda	2016~	Maserati	2017~	Skoda	2016~
Chrysler	2017~	Hyundai	2015~	Volkswagen	2015~	Subaru	2017~
Citroen	2016~	Jaguar	2017~	MG	2019~	Toyota	2019~
Dodge	2017~	Jeep	2017~	Nissan	2017~	Vauxhall	2016~

1. Play2Video Pro is not available for all car models.
2. Some car models may not work even if they are listed in the compatibility chart on the right.
3. Please confirm that your vehicle is a "2016 or later genuine model with wired CarPlay functionality".
 - * It is not compatible with vehicles that are not genuine models with wired CarPlay functionality from 2016 or later.
4. It cannot be paired with a Bluetooth remote control, so it is not recommended for use in non-touchscreen vehicle types.
5. If you are unsure about the compatible vehicle model: Connect your iPhone with a Lightning cable (wired) to your vehicle's CarPlay port and check if CarPlay starts.

Figure 6: Detailed compatibility chart for various car brands and their supported model years.

Important Note:

- Play2Video Pro does not support mirroring or split-screen functionality.
- It does not support downloading additional applications beyond the pre-installed ones.

2. SETUP GUIDE

The OTTOCAST Play2Video Pro is designed for simple USB plug-and-play installation, requiring no additional plugins. Once successfully installed, the adapter will automatically connect to your phone.

Initial Connection Steps:

1. Step 1: Connect the Device to Your Car

Plug the included USB cable into a USB port in your car. Insert the USB-C side of the cable into the Play2Video Pro device.

2. Step 2: Connect to Your Phone via Wi-Fi/Bluetooth

For iPhone users (iOS 10 and above): Turn on Wi-Fi and Bluetooth on your iPhone. Pair with the Bluetooth name "Play2Video-xxxx". On your iPhone, touch "Use CarPlay" when prompted, and you will be connected to wireless CarPlay.

For Android users (Android 11 and above): Ensure you have the latest Android Auto app installed on your phone. Pair with the Bluetooth name "Play2Video-xxxx".

3. Step 3: Establish Internet Connection (for streaming apps)

To watch YouTube and other applications, you will need to connect the device to the internet using your phone's tethering (hotspot) or your car's built-in Wi-Fi connection.

How to watch YouTube and other applications

*When using this product to watch YouTube and other videos on the navigation system, you will need to connect to the Internet using a Wi-Fi connection or in-car Wi-Fi.

Step 1

Plug the included cable into a USB port in your car, and insert the USB-C side into the Play2Video Pro.



Step 2

Connect to your phone via tethering or in-car Wi-Fi.



Figure 7: Visual guide for connecting the device and accessing online applications.

CarPlay/Android Auto Wireless Connection Method

Step 1

Plug the included USB Type A end into the USB port of the car and the USB-C end into the Play2Video Pro

Step 2 (for Android)

Make sure you have the latest Android Auto app installed on your phone and pair it with the Bluetooth name "Play2Video-xxxx".

Step 2 (for iPhone)

Turn on "Wi-Fi" and "Bluetooth" on your iPhone and pair it with the Bluetooth name "Play2Video-xxxx". on the iPhone, touch "Use CarPlay" and you will be connected to wireless CarPlay.



Figure 8: Step-by-step instructions for establishing wireless CarPlay or Android Auto connection.



Figure 9: The device offers a simple USB plug-and-play installation.

3. OPERATING INSTRUCTIONS

The Play2Video Pro allows you to seamlessly switch between the Android 12 system, wireless CarPlay, and wireless Android

Auto at any time. It intelligently recognizes your phone model for optimal performance.

CarPlay Functionality:

With wireless CarPlay, you can make hands-free phone calls, send voice messages, read out messages, and play music, all while focusing on driving. Key functions include:

- Navigation via Apple Maps or other supported apps.
- Music Playback from your favorite audio apps.
- Voice Instructions for navigation and commands.
- Hands-free Calling for safe communication.

CarPlay can do this!



Navigation



Music Playback



Voice Instructions



Hands-free Call

*Image is for illustrative purposes only

Figure 10: Examples of what CarPlay can do on your car's display.

Android Auto Functionality:

Wireless Android Auto provides similar capabilities, allowing you to use Google Maps for navigation, stream music, and manage calls and messages safely while driving.

- Navigation via Google Maps or other supported apps.
- Music Playback from your preferred audio apps.

- Voice Instructions for navigation and commands.
- Hands-free Calling for safe communication.

Android Auto can do this!



Navigation



Music Playback



Voice Instructions



Hands-free Call

*Image is for illustrative purposes only

Figure 11: Examples of what Android Auto can do on your car's display.

Control Modes:

The Play2Video Pro supports multiple control modes, ensuring a convenient and safe user experience while driving:

- **Steering Wheel Control:** Use your car's steering wheel buttons to manage functions.
- **Knob Control:** Navigate menus and control playback using the car's rotary knob.
- **Touchscreen Control:** Directly interact with the display if your car has a touchscreen.
- **Voice Assistant:** Utilize Siri (for CarPlay) or Google Assistant (for Android Auto) for voice commands.

You can use the navigation system in your car as it is

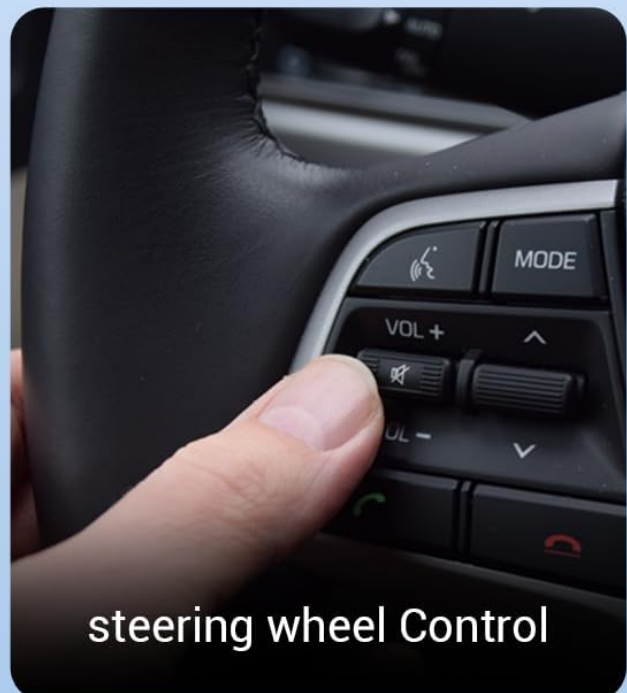
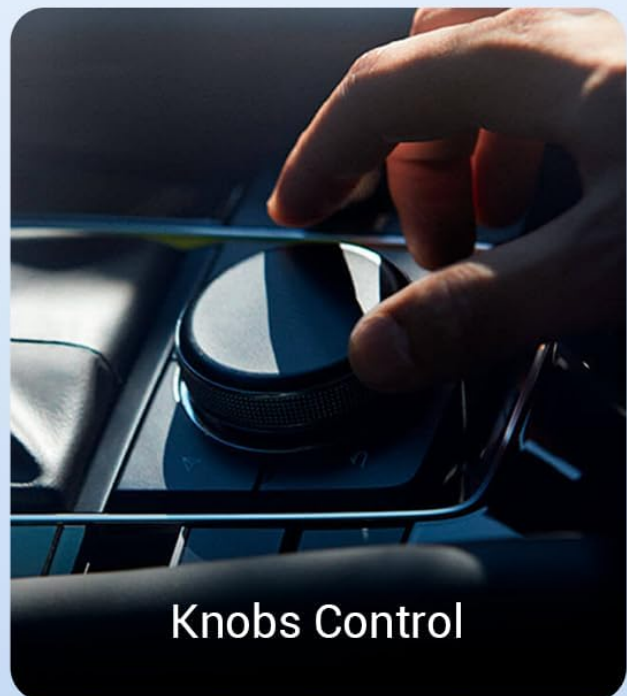



Figure 12: The Play2Video Pro supports various control methods for user convenience.

To ensure optimal performance and access to the latest features, it is recommended to keep your Play2Video Pro device updated.

FOTA Online Updates:

The device supports Firmware Over-The-Air (FOTA) online updates, allowing you to easily update the software yourself. This ensures your device remains compatible with new phone operating systems and car firmware, and benefits from performance enhancements.

FOTA Online Update

You can easily do it by yourself!

OTA



Figure 13: The device supports FOTA online updates for easy software maintenance.

5. TROUBLESHOOTING

This section provides solutions to common issues you might encounter with your OTTOCAST Play2Video Pro.

Common Issues and Solutions:

- **Device Not Connecting/Auto-Reconnecting:**

Ensure your car has factory wired CarPlay and that it is enabled. Check your phone's Bluetooth and Wi-Fi settings to ensure they are on and correctly paired with the "Play2Video-xxxx" device. Sometimes, simply unplugging and re-plugging the device can resolve minor connection glitches.

- **No Internet Access for Streaming Apps:**

Verify that your phone's personal hotspot (tethering) is active and that the device is connected to it. Alternatively, if your car has built-in Wi-Fi, ensure the device is connected to the car's Wi-Fi network. Check for strong signal strength.

- **Audio/Video Lag or Choppiness:**

A stable and strong Wi-Fi connection is crucial for smooth streaming. Ensure your phone's hotspot or car's Wi-Fi signal is strong. Close any unnecessary background applications on your phone that might be consuming bandwidth.

- **Device Overheating:**

Ensure the device is placed in a well-ventilated area and not covered, allowing for proper heat dissipation through its cooling vents. Prolonged use in extreme temperatures can contribute to overheating.

- **Software/Firmware Issues:**

If you experience persistent issues, check for available FOTA online updates (refer to Section 4: Maintenance). Updating the firmware can often resolve bugs and improve stability.

Known Limitations:

- The Play2Video Pro does not support screen mirroring from your phone.
- Split-screen functionality is not supported.
- It is not possible to download or install additional applications beyond the pre-installed YouTube, Netflix, Spotify, and IPTV.

6. PRODUCT SPECIFICATIONS

Detailed technical specifications for the OTTOCAST Play2Video Pro (Model: CA400-S).

The infographic features a central image of the black Ottocast Play2Video Pro device. Surrounding it are six specification boxes, each with an icon and text: Android 12 (Android logo), 2GB RAM (RAM chip icon), 16GB ROM (SD card icon), 2.4GHz+5GHz (Wi-Fi signal icon), Bluetooth4.2 (Bluetooth icon), and FOTA online update (cloud with arrow icon).

Specification	Icon
Android 12	android
2GB RAM	RAM chip
16GB ROM	SD card
2.4GHz+5GHz	Wi-Fi signal
Bluetooth4.2	Bluetooth
FOTA online update	Cloud with arrow

Figure 14: Key technical specifications of the Play2Video Pro.

Feature	Specification
Model Number	CA400-S
Operating System	Android 12
RAM	2GB
ROM	16GB
Bluetooth	Bluetooth 5.2
Wi-Fi	2.4GHz & 5GHz Dual Wi-Fi
Dimensions	4.33 x 3.98 x 1.46 inches
Item Weight	5 ounces (0.14 Kilograms)
Color	Black
Number of Ports	1 (USB)
Pre-installed Apps	YouTube, Netflix, Spotify, IPTV

7. WARRANTY AND SUPPORT

OTTOCAST is committed to providing high-quality products and excellent customer service.

Warranty Information:

The Play2Video Pro comes with a **12-month after-sale service** period.

Customer Support:

For any usage issues, troubleshooting assistance, or to obtain FOTA upgrade support, please contact OTTOCAST customer service. You can expect a response via email within 24 hours.

OTTOCAST continuously optimizes software versions to keep pace with technological advancements, ensuring the best possible product experience for our customers.