



Manuals.plus /

› GoveeLife /

› GoveeLife 42" Smart Tower Fan User Manual

GoveeLife H7105111

GoveeLife 42" Smart Tower Fan

Model: H7105111

INTRODUCTION

The GoveeLife 42" Smart Tower Fan (Model H7105111) is designed to provide efficient and customizable cooling for your home or office. Featuring smart control via the Govee Home app, voice assistants (Alexa, Google, Siri), and intuitive touch controls, this fan offers 12 wind speeds, 5 modes, and adjustable oscillation up to 150°. Its quiet operation and smart thermostat capabilities ensure a comfortable environment.



Image: The GoveeLife 42" Tower Fan in black, with a smartphone displaying its control interface, illustrating smart control capabilities and powerful airflow.

SAFETY INFORMATION

Please read all safety instructions before using this appliance. Failure to follow these instructions may result in electric shock, fire, or serious injury.

- Always unplug the fan before cleaning or performing any maintenance.

- Do not insert fingers or any objects into the grille when the fan is operating.
- Ensure the fan is placed on a stable, level surface to prevent tipping.
- Keep the fan away from water and moisture. Do not use in bathrooms or wet environments.
- This appliance is for indoor use only.
- Keep out of reach of children and pets.
- Do not operate the fan with a damaged cord or plug.
- The fan is ETL certified, ensuring it meets rigorous safety standards.

WHAT'S IN THE BOX

Upon unboxing, ensure all components are present:

- GoveeLife 42" Tower Fan Unit
- Base (2 halves)
- Base Fixing Nut
- Power Adapter
- Aroma Diffuser Stick (pre-installed or separate, check packaging)
- User Manual (this document)

Video: An unboxing video demonstrating the contents of the GoveeLife 42" Tower Fan package, including the main unit, base, and power adapter.

SETUP

Follow these steps for quick and easy assembly:

1. Connect the two halves of the base together.
2. Align the assembled base with the bottom of the fan unit.
3. Secure the base to the fan unit using the provided fixing nut, turning clockwise until tight.
4. Route the power cord through the designated groove in the base to ensure stability.
5. Plug the power adapter into the fan's power port and then into a wall outlet.

Video: A step-by-step guide on how to connect the H7105 Tower Fan with a GoveeLife Thermo-Hygrometer, demonstrating the physical setup and initial pairing process.

OPERATING INSTRUCTIONS

Control Panel Overview

The fan features an intuitive touch control panel on its top surface, allowing for easy adjustments.

Make Cleaning a Breeze

No more dedust trouble you




Image: A detailed view of the fan's top control panel, highlighting the touch-sensitive buttons and digital display for adjusting settings.

App & Voice Control

For advanced features and remote control, download the Govee Home app. The fan is compatible with Alexa, Google, and Siri for convenient voice commands. (Note: 5G Wi-Fi is not supported).

Smart Voice & App Control

Connect with voice assistants and app



Image: The GoveeLife Tower Fan integrated into a smart home environment, showing control via the Govee Home app and compatibility with voice assistants like Alexa and Google.

Fan Speeds & Modes

The fan offers 12 wind speeds and 5 distinct modes to suit your preferences:

- **Normal Mode:** Provides a consistent airflow at your selected speed.
- **Sleep Mode:** Operates at a low noise level (as low as 27dB) with reduced display brightness for undisturbed

sleep.

- **Nature Mode:** Simulates natural breezes with varying wind speeds.
- **Auto Mode:** Adjusts fan speed automatically based on ambient temperature (requires pairing with a GoveeLife thermo-hygrometer).
- **Custom Mode:** Allows for personalized fan settings via the Govee Home app.

12 Fan Speeds & 5 Modes & 24H Timer



Image: The fan's display showing options for 12 fan speeds, 5 operational modes (Normal, Sleep, Natural, DIY, Auto), and a 24-hour timer.

Oscillation

The fan supports symmetric oscillation from 30° to 150° to distribute airflow evenly across your room. You can adjust the oscillation angle via the control panel or the Govee Home app.

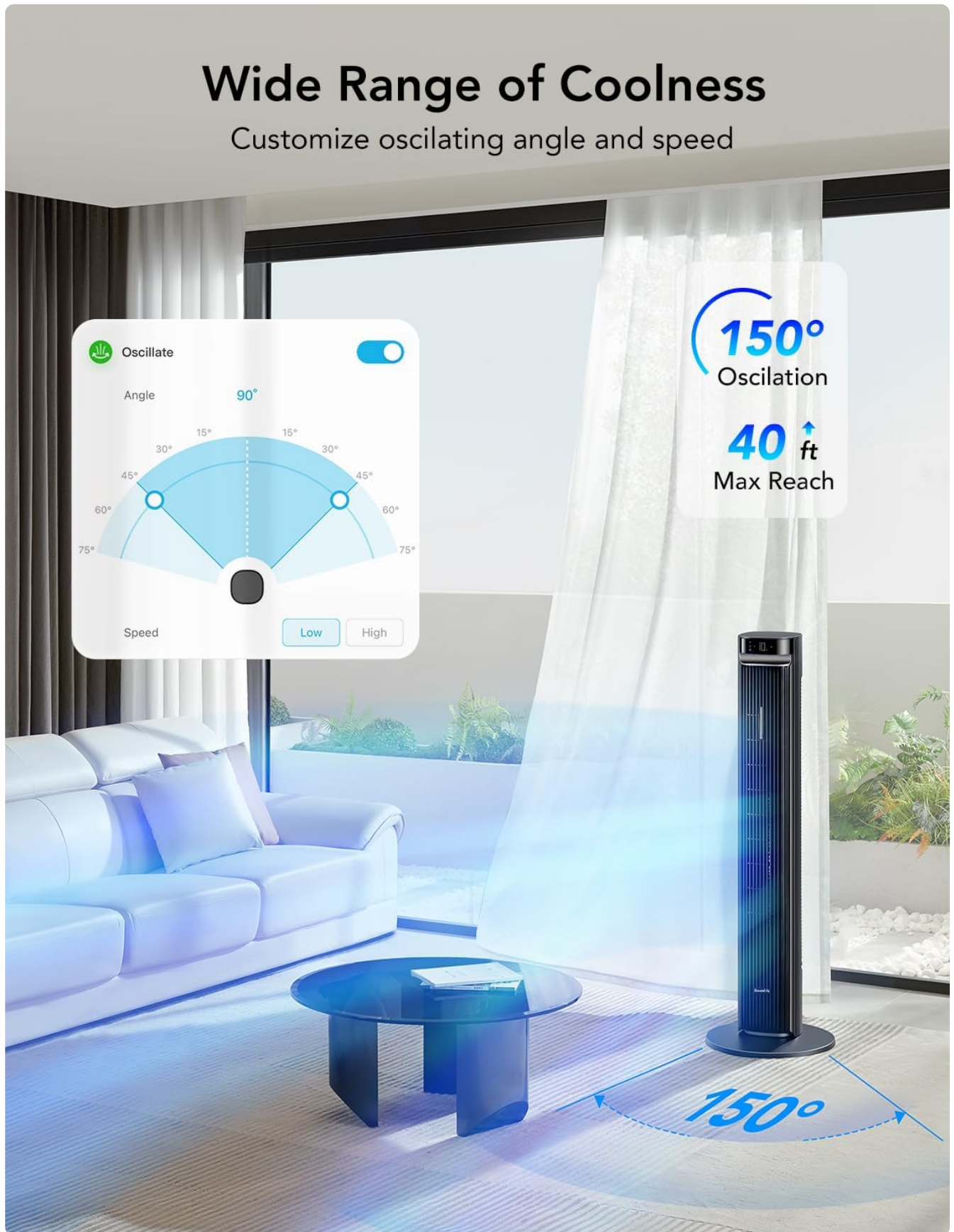


Image: A visual representation of the fan's 150° adjustable oscillation feature, highlighting its wide coverage.

Smart Thermostat Function

The built-in sensor supports basic thermostat functions. For continuous environmental monitoring and scientifically

calculated fan speed recommendations, pair your fan with a compatible GoveeLife thermo-hygrometer (Models: H5075, H5179, H5100, H5074, H5174, H5102, H5051, H5052, H5071, H5072, H5101, H5177, H5103, H5106, B5178).


Aromatherapy

Enhance your environment by adding essential oils to the aromatherapy box. Simply re-soak the cotton sticks with your favorite essential oils if the scent fades.

Quiet with a Full Night Sleep

Add essential oils for a more relaxing environment

27dB



*Re-soak in essential oils with the cotton sticks if no scent.

Image: The fan operating in a bedroom setting, with an inset showing the aromatherapy box where essential oils can be added.

MAINTENANCE

Regular cleaning ensures optimal performance and fresh airflow.

- The removable grill and impeller wheel make cleaning accessible.
- Wipe the exterior with a soft, damp cloth.
- For internal cleaning, refer to the detailed instructions in the full user manual (PDF link available on product page).

High-torque Motor for Faster Circulation

1515CFM

Air Volume

1460RPM

Rotational Speed



Image: The fan's removable grill and impeller wheel are shown, emphasizing the ease of cleaning for maintenance.

TROUBLESHOOTING

If you encounter issues with your GoveeLife Tower Fan, try the following common troubleshooting steps:

- **Fan not turning on:** Ensure the power cord is securely plugged into both the fan and a working electrical outlet.

Check if the power button on the control panel or app is pressed.

- **No airflow or weak airflow:** Verify the fan speed setting. Clean the air inlet and outlet grilles to ensure they are not obstructed.
- **Fan making unusual noise:** Check for any foreign objects caught in the fan blades or grilles. Ensure the fan is on a stable, level surface.
- **App connectivity issues:** Ensure your phone's Bluetooth is enabled and the fan is within range. Confirm your Wi-Fi network is 2.4GHz (5G Wi-Fi is not supported). Try restarting the fan and your router.
- **Aromatherapy scent is weak:** Re-soak the cotton stick with essential oils. Ensure the aromatherapy box is properly inserted.

For more detailed troubleshooting or persistent issues, please refer to the full user manual or contact GoveeLife customer support.

SPECIFICATIONS

Feature	Detail
Brand	GoveeLife
Model Name	H7105111
Product Dimensions	12.9"D x 12.9"W x 42"H
Item Weight	14.87 pounds
Power Source	DC
Control Method	App, Voice
Number of Power Levels	12
Oscillation Angle	150° Adjustable
Noise Level	As low as 27dB
Air Flow Capacity	1515 Cubic Feet Per Minute
Safety Certification	ETL Certified

WARRANTY AND SUPPORT

GoveeLife products come with a limited warranty. For detailed warranty information, product support, or to register your product, please visit the official GoveeLife website or refer to the warranty card included in your product packaging.

You can also find additional resources and FAQs on the [GoveeLife Amazon Store](#).