

## Manuals+

[Q & A](#) | [Deep Search](#) | [Upload](#)

manuals.plus /

› [JAZAVA](#) /

› [JAZAVA 70-Inch Smart Ceiling Fan User Manual](#)

## JAZAVA CF01-BGW

# JAZAVA 70-Inch Smart Ceiling Fan User Manual

Model: CF01-BGW

White and Gold Ceiling Fan with Lights and Remote, Voice Control, 3 Color Dimmable, 8 Reversible ABS Blades

## INTRODUCTION

This manual provides detailed instructions for the installation, operation, and maintenance of your JAZAVA 70-inch Smart Ceiling Fan. Designed for both residential and commercial applications, this modern ceiling fan combines efficient air circulation with smart control features and adjustable lighting.

## KEY FEATURES

- **Smart Control Options:** Remote Control, TUYA Smart App (2.4GHz WIFI compatible), and Voice Control.
- **Powerful & Quiet DC Motor:** Ensures optimal performance with minimal noise.
- **8 Reversible ABS Blades:** Durable, lightweight, and rust/corrosion resistant, providing efficient airflow for both summer (downdraft) and winter (updraft) modes.
- **6 Adjustable Wind Speeds:** From soft breeze to strong cool wind.
- **Dimmable LED Light Kit:** Super-bright 24W LED with adjustable color temperatures (3000K Warm Light, 4000K Natural Light, 5000K Cool Light) and dimmable brightness (10% to 100%).
- **Timer Settings:** Convenient 1, 2, or 4-hour timing options.
- **Easy Installation:** Includes all necessary accessories and a video guide.

# WHY CHOOSE JAZAVA FAN?



## ABS blades:

- ✓ Lightweight and Durable
- ✓ Rust and Corrosion Resistant
- ✓ Quiet Operation
- ✓ Easy to Clean

## DC motors:

- ✓ Energy Efficient
- ✓ Quiet Operation
- ✓ Wide Speed Range
- ✓ Long Lifespan

## LED lights:

- ✓ 24W, 3CCT
- ✓ Stepless Adjustment
- ✓ Low Heat Emission

Figure 1: Overview of JAZAVA fan features including durable ABS blades, energy-efficient DC motor, and dimmable LED lights.

## COMPONENTS INCLUDED

The package includes the following components:

- 1 x DC Motor and Housing
- 1 x LED Light and Lamp Shades

- 8 x ABS Blades
- Remote Control
- Downrods (5", 10", and 24" options)
- Installation Accessories (screws, wires, etc.)



Figure 2: Illustration of included components for the JAZAVA ceiling fan.

## SETUP AND INSTALLATION

---

Installation of the JAZAVA smart ceiling fan is designed to be straightforward. Please follow the included installation instructions carefully. An installation video guide is also available to assist you.

- Ensure power is disconnected at the circuit breaker before beginning installation.
- Select the appropriate downrod (5", 10", or 24") based on your ceiling height and desired fan position. The fan offers adjustable heights of 14", 19", or 33" from ceiling to bottom.
- The fan is suitable for both flat and sloped ceilings (up to 15 degrees).
- Securely mount the fan bracket to a ceiling joist or a fan-rated electrical box.
- Connect wiring according to local electrical codes and the provided diagram.
- Attach the blades and light kit as per the instructions.

# EASY INSTALLATION

- Installation & User Manual Included
- Provides Installation Video



Figure 3: The JAZAVA ceiling fan is designed for easy installation, with all necessary hardware and guides provided.

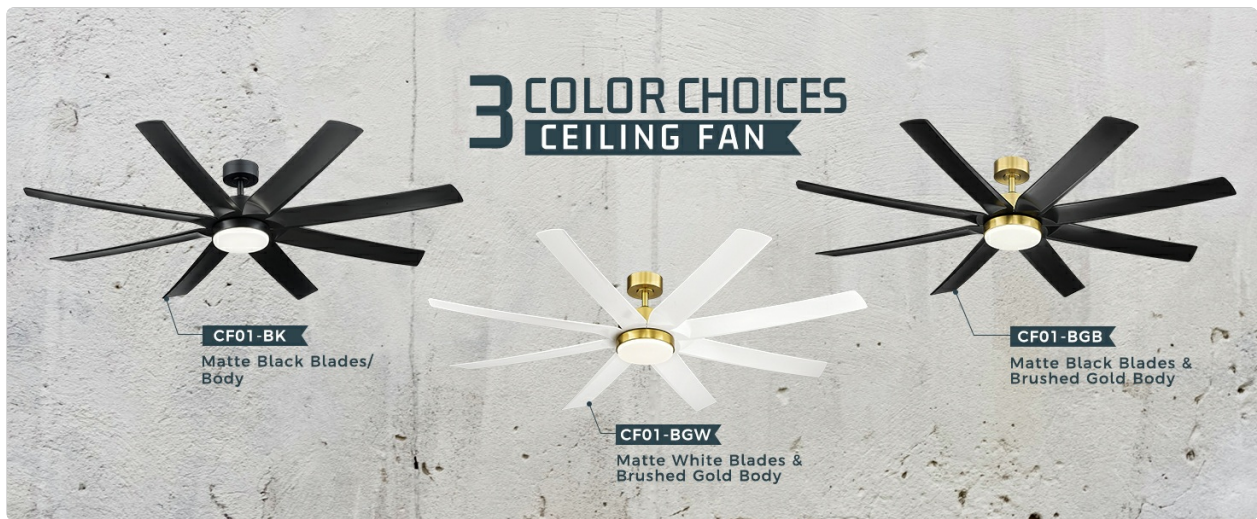


Figure 4: Choose from 5-inch, 10-inch, or 24-inch downrods to achieve your desired fan height.

## Installation Video Guide

Your browser does not support the video tag.

Video 1: Official JAZAVA 70" Smart Ceiling Fan installation and feature overview. This video demonstrates the fan's quiet operation, smart control options, and reversible motor function.

## OPERATING INSTRUCTIONS

Your JAZAVA Smart Ceiling Fan offers multiple convenient control methods:

### 1. Remote Control

The included remote control allows you to manage all fan and light functions:

- **Fan Speed:** Adjust between 6 wind speeds.
- **Light On/Off & Brightness:** Turn the light on or off and dim the brightness from 10% to 100%.
- **Color Temperature:** Switch between 3000K (Warm Light), 4000K (Natural Light), and 5000K (Cool Light).
- **Fan Direction:** Toggle between summer (downdraft) and winter (updraft) modes.
- **Timer:** Set the fan to turn off after 1, 2, or 4 hours.

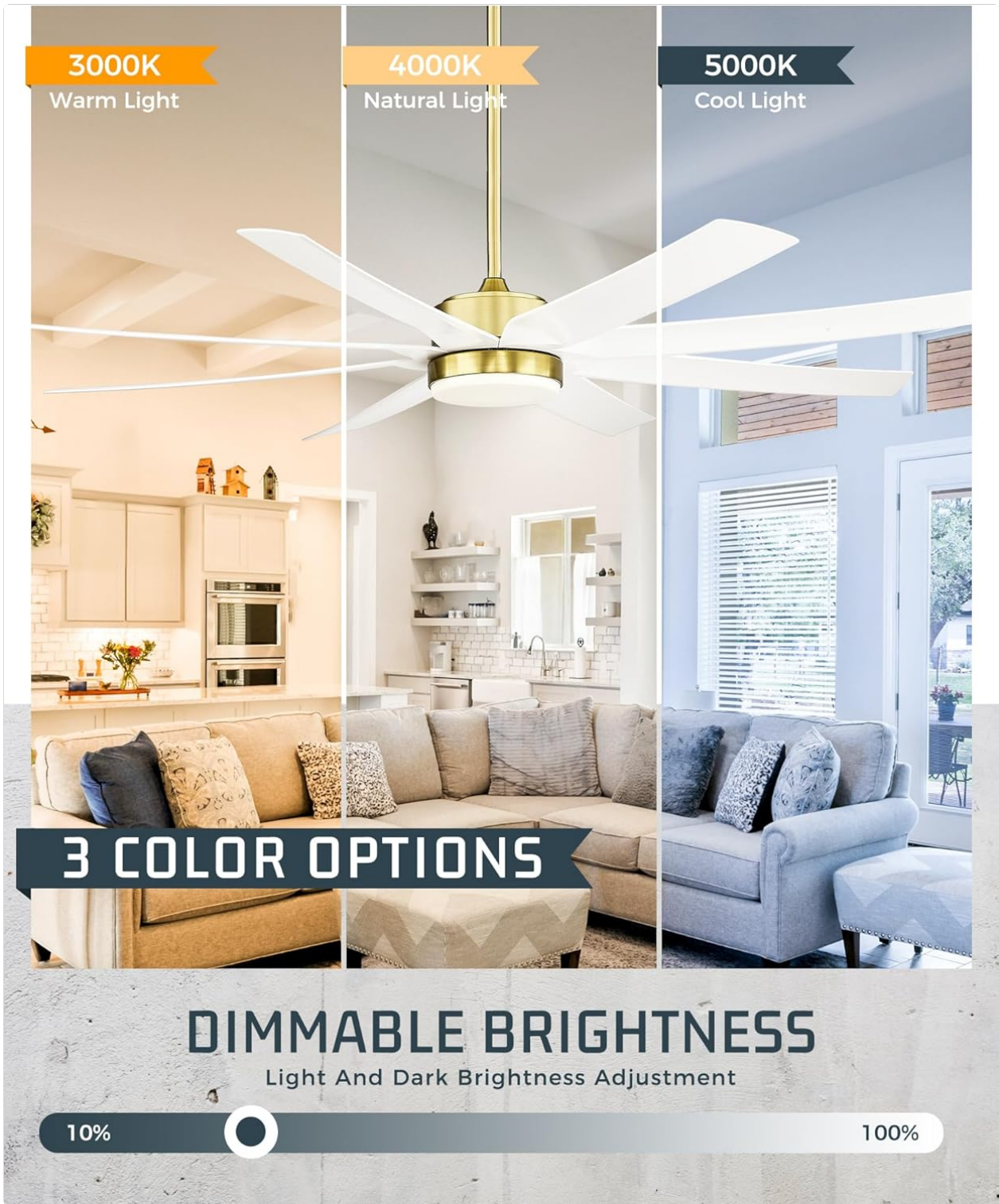


Figure 5: The integrated LED light offers three color temperatures and dimmable brightness.



Figure 6: The remote control provides full functionality for your ceiling fan.

## 2. TUYA Smart App Control

Download the TUYA Smart App on your smartphone to control the fan from anywhere. Ensure your home Wi-Fi is 2.4GHz for compatibility.

- Pair the fan with the app following the in-app instructions.
- Access all remote control functions, plus additional scheduling and automation features.



Figure 7: Control your fan and light settings conveniently through the TUYA Smart App.

### 3. Voice Control

Integrate your JAZAVA fan with compatible voice assistants (e.g., Alexa, Google Assistant) for hands-free control.

- Enable the JAZAVA skill/action in your voice assistant app.
- Use voice commands to adjust fan speed, turn the light on/off, and change brightness.



Figure 8: Enjoy hands-free control with compatible voice assistants.

## Reversible Motor Function (Summer/Winter Modes)

The fan features a reversible DC motor to optimize air circulation year-round:

- **Summer (Downdraft Mode):** Blades rotate counter-clockwise, pushing cool air down to create a refreshing breeze.
- **Winter (Updraft Mode):** Blades rotate clockwise, drawing cool air up towards the ceiling and circulating warm air downwards, helping to distribute heat more evenly.




Figure 9: Utilize the reversible motor for optimal comfort in both summer and winter.

## MAINTENANCE

Regular maintenance ensures the longevity and optimal performance of your JAZAVA ceiling fan:

- **Cleaning:** Dust the fan blades and motor housing periodically with a soft, damp cloth. Do not use abrasive cleaners or solvents.
- **Blade Inspection:** Check the blades for any signs of damage or warping. Ensure all blade screws are

tightened securely.

- **Light Kit:** The LED light kit is designed for long-term use and typically does not require bulb replacement. If issues arise, consult the troubleshooting section.
- **Motor:** The DC motor is maintenance-free and does not require lubrication.

## TROUBLESHOOTING

If you encounter any issues with your JAZAVA ceiling fan, please refer to the following common troubleshooting steps:

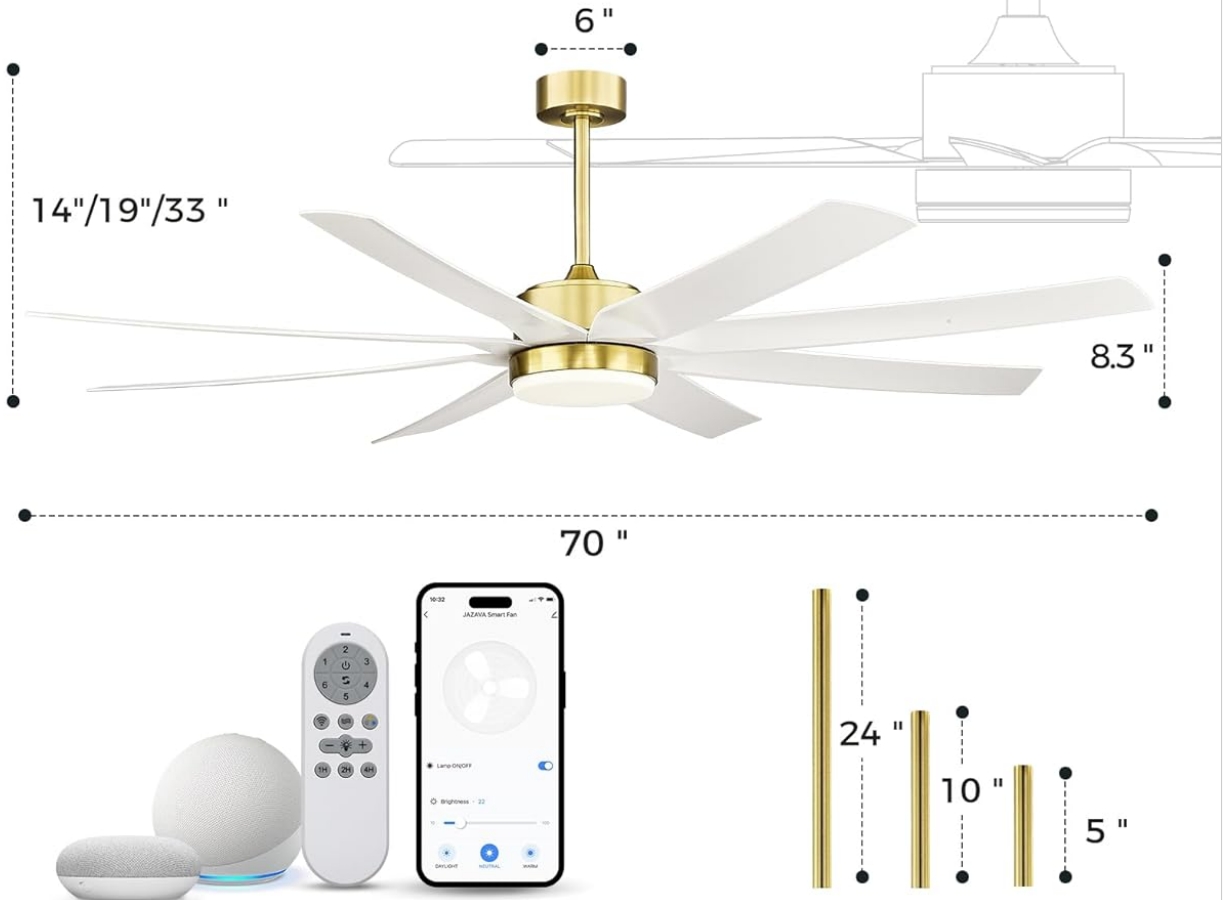
Problem	Possible Cause	Solution
Fan does not operate.	No power supply; loose wiring; remote control battery low.	Check circuit breaker. Ensure all wiring connections are secure. Replace remote control batteries.
Light does not turn on or is dim.	Loose wiring to light kit; light setting is too dim; power issue.	Check light kit wiring. Adjust brightness using remote or app. Verify power supply to the light.
Fan wobbles.	Loose blade screws; unbalanced blades; improper mounting.	Tighten all blade screws. Ensure blades are not bent or damaged. Verify the fan is securely mounted to the ceiling.
Remote control not working.	Battery low/dead; remote not paired; interference.	Replace batteries. Re-pair the remote control with the fan (refer to specific pairing instructions in the full manual). Reduce potential interference.
App/Voice control not working.	Wi-Fi connectivity issues; incorrect app settings; voice assistant not linked.	Ensure 2.4GHz Wi-Fi is active and stable. Check app settings and re-link if necessary. Verify voice assistant integration.

## SPECIFICATIONS

Attribute	Detail
Brand	JAZAVA
Model Name	CF01-BGW
Color	White and Gold
Material	Acrylic, Metal, ABS Blades
Product Dimensions	70" (Diameter) x 14"/19"/33" (Adjustable Height)

Attribute	Detail
Item Weight	21.7 Pounds
Number of Blades	8
Motor Type	DC Motor (Reversible)
Wind Speeds	6
Light Source Type	LED
Light Wattage	24W
Color Temperature	3000K (Warm), 4000K (Natural), 5000K (Cool)
Brightness	10% to 100% Dimmable
Control Methods	Remote Control, TUYA Smart App (2.4GHz Wi-Fi), Voice Control
Timer Settings	1/2/4 Hours
Voltage	120 Volts (DC)
Indoor/Outdoor Usage	Indoor, Outdoor

# Product details



<b>BLADE QUANTITY:</b>	8 PCS	<b>TIMER SETTING:</b>	1/2/4 H
<b>COLOR TEMPERATURE:</b>	3000K/4000K/5000K	<b>LIGHT POWER:</b>	24W
<b>VOLTAGE:</b>	120V	<b>SPEEDS:</b>	6 Speeds Wind
<b>MATERIAL:</b>	Metal, ABS Blade & Acrylic	<b>NET WEIGHT:</b>	21.7 LB
<b>CONTROL WAY:</b>	Remote Control / Smart Life App Control		

Figure 10: Detailed product dimensions and key specifications.

## WARRANTY AND SUPPORT

For warranty information and customer support, please refer to the documentation included with your product or contact JAZAVA customer service directly. You may also visit the official JAZAVA store on Amazon for more information and support resources.

[Visit the JAZAVA Store on Amazon](#)

