

Manuals+

[Q & A](#) | [Deep Search](#) | [Upload](#)

manuals.plus /

- › [Aquaguard](#) /
- › [Aquaguard Crystal NXT UV+UF Water Purifier User Manual](#)

Aquaguard Crystal NXT UF+UF

Aquaguard Crystal NXT UV+UF Water Purifier

MODEL: CRYSTAL NXT UF+UF (GWPDCTLBR21000)

User Instruction Manual

1. INTRODUCTION

The Aquaguard Crystal NXT UV+UF Water Purifier is designed to provide safe and pure drinking water for your household. Utilizing advanced UV+UF technology, this system ensures crystal clear water by effectively removing impurities and harmful microorganisms. Its sleek design and efficient performance make it an ideal addition to any modern kitchen.



Front view of the Aquaguard Crystal NXT UV+UF Water Purifier, showcasing its compact and modern design.

2. IMPORTANT SAFETY INFORMATION

Please read all instructions carefully before operating the water purifier. Adhere to all safety guidelines to ensure proper functioning and prevent damage or injury.

Water Suitability

This product is **ONLY SUITABLE** for Municipal/Public/Piped water with a Total Dissolved Solids (TDS) level of less than 200 PPM. It is **NOT SUITABLE** for Borewell/Tanker Water where TDS levels exceed 200 PPM.



Suitable only for purifying
**Municipal/Public/
Piped Water**

(TDS < 200 PPM)



Not Suitable for purifying
**Borewell/Tanker
Water**

(TDS > 200 PPM)



Visual guide indicating the appropriate water sources for the purifier's operation based on TDS levels.

General Precautions

- Do not expose the unit to direct sunlight or extreme temperatures.
- Ensure the power supply is stable and matches the product specifications.
- Keep out of reach of children.
- Do not attempt to open or repair the unit yourself. Contact authorized service personnel.

3. PRODUCT OVERVIEW AND KEY FEATURES

The Aquaguard Crystal NXT UV+UF Water Purifier incorporates several advanced technologies to deliver superior water purification.

Core Technologies

- **UV e-boiling:** Ensures that every drop of water is as healthy and safe as water boiled for 20 minutes.

- **Ultrafiltration (UF):** Imparts crystal clear clarity to your drinking water and makes it safe from viral & bacterial contaminations.
- **Patented Active Copper Technology:** Adds the goodness of copper through infusion of the right amount of active copper ions into purified water.

Aquaguard
CRYSTAL NXT

— with —

ACTIVE COPPER  **ZINC BOOSTER**^{*#}

COPPER **ZINC**

Zn **Cu** **Zn**

Aquaguard

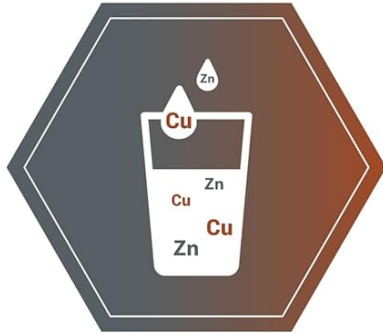
CRYSTAL NXT

UV
+
UF
+
Booster

*Copper and Zinc Infusion in adherence to IS 10500:2012 Drinking Water Specification (Acceptable Limit). #Patent No. 332771.

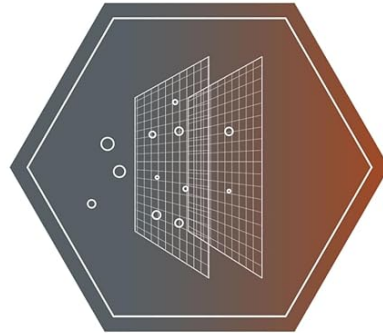
Illustration of the Active Copper and Zinc Booster technology, highlighting the infusion of beneficial minerals.

KEY FEATURES



Patented Active Copper with Zinc Booster[®] Technology

Infuses the right amount of Copper and Zinc ions to give you pure and healthy drinking water always.



Ultra Filtration

Imparts crystal clear clarity to drinking water in addition to making it safe from viral & bacterial contamination. (UV+UF removes viruses).



Best Option for Municipal Water

The water purifier is suitable for TDS up to 200 mg/litres.



UV e-boiling


Ensures that each drop of water is as pure & healthy as water boiled for 20+ minutes.

Detailed explanation of the primary purification technologies and their benefits.

Convenient Features

- **High Storage Capacity:** Features a 7-liter large storage tank for purified water, ensuring a continuous supply.
- **Flexible Installation:** Can be installed as a wall-mounted unit or placed on a countertop.
- **Smart LED Indicators:** Provides alerts for service, end of cartridge life, filter warnings, and electronic errors.
- **Supreme Aesthetics:** Designed to complement modern kitchen interiors.

KEY FEATURES



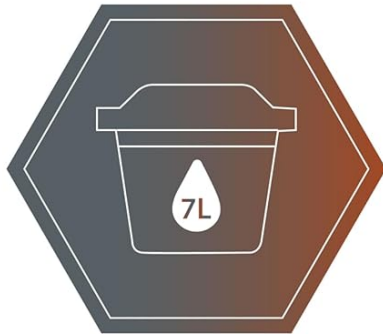
Long Cartridge Life

Long cartridge life of 1 year or 6000 litres, whichever is earlier (basis standard test conditions as mentioned in user manual).




Flexible Installation

The purifier can be kept on the counter or easily wall mounted.



High Storage Capacity

The purifier comes with a large storage tank of 7 litres which ensures adequate supply of water.



Smart LED Indication

Alerts for service, end of life of cartridges, filter life warning & electronic errors.

Overview of user-friendly features including storage, installation options, and smart alerts.

4. SETUP AND INSTALLATION

The Aquaguard Crystal NXT UV+UF Water Purifier comes with free professional installation to ensure optimal performance and safety.

Installation Process

1. Upon delivery, contact Aquaguard customer service to schedule your free installation.
2. A certified technician will visit your location to assess the site and perform the installation.
3. The technician will ensure proper connection to your water supply and power outlet.
4. They will also provide a brief demonstration of the product's basic functions.

The purifier offers flexible installation options, allowing it to be wall-mounted or placed on a countertop, depending on your preference and kitchen layout.

5. OPERATING INSTRUCTIONS

Once installed, operating your Aquaguard Crystal NXT UV+UF Water Purifier is straightforward.

First Use

1. Ensure the power supply is connected and switched on.
2. Allow the storage tank to fill completely. This may take some time during the initial fill.
3. For the first use, it is recommended to drain the first full tank of purified water to flush out any residual manufacturing impurities.

Daily Operation

- The purifier will automatically fill the storage tank as water is consumed.
- Dispense water by operating the tap/faucet located at the front of the unit.
- Pay attention to the Smart LED Indicators for any alerts regarding filter life or service requirements.

6. MAINTENANCE

Regular maintenance ensures the longevity and efficiency of your water purifier. The Aquaguard Crystal NXT features a long cartridge life and smart indicators to assist with maintenance.


Filter Replacement

The purifier is equipped with a Change Filter Indicator. When this indicator lights up, it signifies that the filters need replacement. Contact Aquaguard customer service to schedule filter replacement. The long cartridge life is designed for approximately 1 year or 6000 liters, whichever comes earlier, under standard test conditions.

5 Stages of Water Purification

Understanding the purification stages helps appreciate the system's effectiveness:

5 STAGES OF WATER PURIFICATION



*Copper and Zinc Infusion in adherence to IS 10500:2012 Drinking water specification (Acceptable limit). *Patent No. 332771.
This water flow diagram is for representational purposes only, kindly refer the product user manual for actual water flow diagram.

Visual representation of the multi-stage purification process.

1. **I-Filter:** Removes fine suspended particles such as dust, dirt, mud & sand from water.
2. **Chemi-Block:** Reduces excess chlorine & organic impurities in water while absorbing bad taste & odour.
3. **Ultra Filtration Cartridge:** Imparts crystal clear clarity to drinking water in addition to making it safe from viral & bacterial contamination (UV+UF removes viruses).
4. **UV e-boiling:** Ensures that each drop of water is as pure & healthy as water boiled for 20+ minutes.
5. **Active Copper with Zinc Booster Technology:** Infuses the right amount of Copper & Zinc ions into the water.

Cleaning the Unit

- Wipe the exterior of the purifier with a soft, damp cloth. Do not use harsh chemicals or abrasive cleaners.
- Periodically clean the water dispensing area to prevent buildup.

7. TROUBLESHOOTING

If you encounter any issues with your Aquaguard Crystal NXT UV+UF Water Purifier, please refer to the following common problems and solutions. For persistent issues, contact customer support.

Problem	Possible Cause	Solution
No water dispensing	No power supply; Water inlet closed; Tank empty	Check power connection; Open water inlet valve; Wait for tank to fill
Slow water flow	Clogged filters; Low water pressure	Contact service for filter replacement; Check household water pressure
Unusual noise	Air in system; Loose components	Allow system to run to purge air; Contact service if noise persists
LED indicator showing error	Filter change required; System malfunction	Refer to specific LED code in full manual; Contact service

8. SPECIFICATIONS

Detailed technical specifications for the Aquaguard Crystal NXT UV+UF Water Purifier:

Feature	Detail
Brand	Aquaguard
Model Name	Crystal NXT UF+UF
Item Model Number	GWPDCTLBR21000
Product Dimensions	31.6L x 25.2W x 46.2H Centimeters
Item Weight	5.3 Kilograms (5 kg 300 g)
Installation Type	Countertop / Wall-mounted
Power Source	Electric
Maximum Flow Rate	25 Liters Per Hour
Operating Pressure Range	2 Kilograms Per Square Centimeter
Supported Water TDS Level Maximum	200 PPM
Upper Temperature Rating	40 Degrees Celsius
Lower Temperature Rating	10 Degrees Celsius
Included Components	Water Purifier (Input pipe, Diverter valve & Warranty Card, Reject pipe)

9. WARRANTY AND SUPPORT

Aquaguard is committed to providing excellent after-sales service for your water purifier.

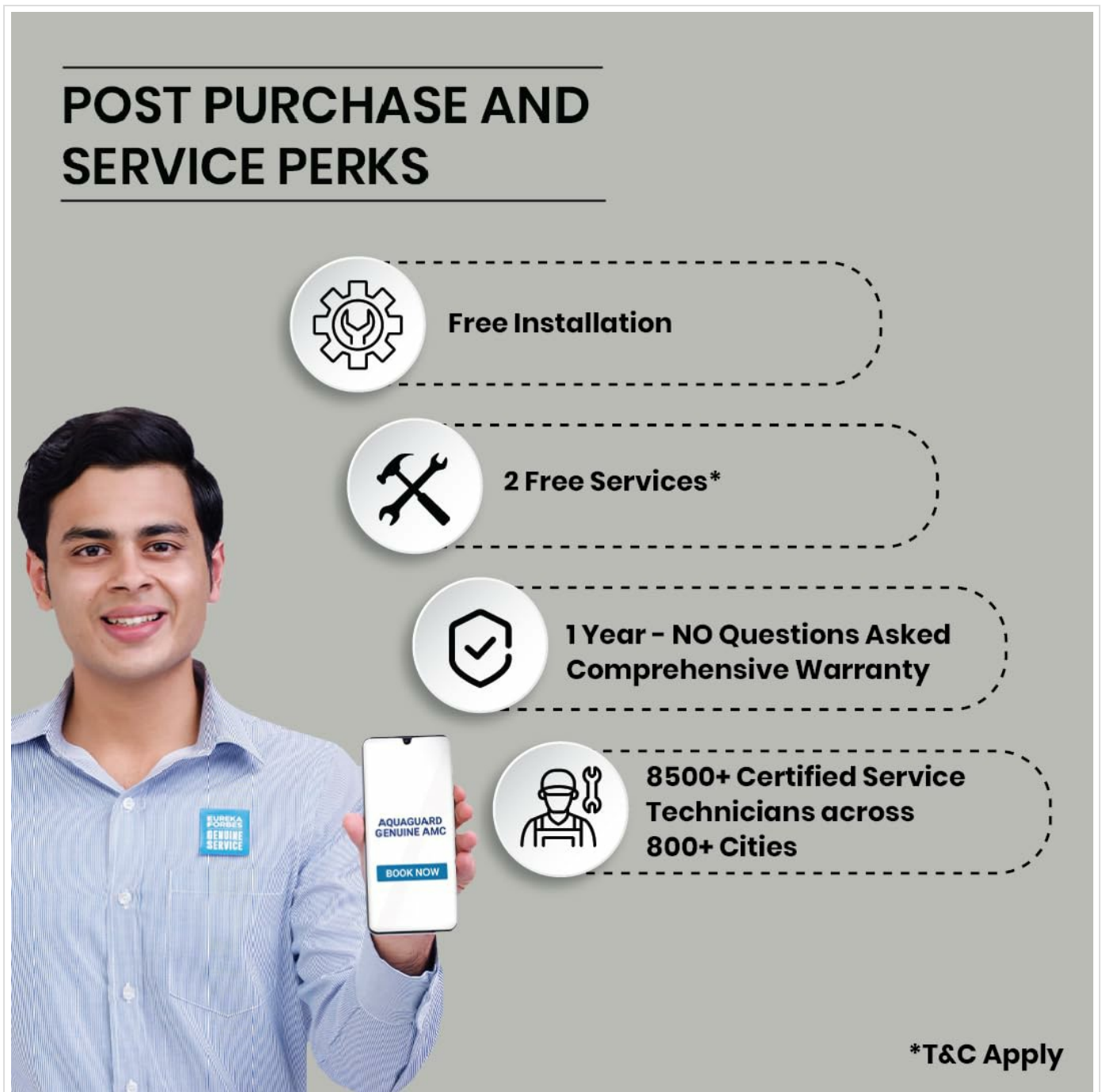
Warranty Information

- The product comes with a **1 Year Domestic Warranty**.





- This warranty covers manufacturing defects and ensures peace of mind.

Post-Purchase Perks

- **Free Installation:** Professional installation is provided at no additional cost.
- **2 Free Services:** Benefit from two complimentary services to maintain your purifier's performance.
- Access to a network of **8500+ Certified Service Technicians** across 800+ cities.



POST PURCHASE AND SERVICE PERKS

-  **Free Installation**
-  **2 Free Services***
-  **1 Year - NO Questions Asked Comprehensive Warranty**
-  **8500+ Certified Service Technicians across 800+ Cities**

***T&C Apply**

Summary of the comprehensive support and benefits provided after purchasing the purifier.

Contact Support

For any service requests, queries, or technical assistance, please contact Aquaguard customer service through the details provided in your warranty card or visit the official Aquaguard website.

