

## iSinbox X9

# iSinbox X9 Portable Projector User Manual

Your guide to setting up, operating, and maintaining your iSinbox X9 Portable Projector.

## 1. INTRODUCTION

Thank you for choosing the iSinbox X9 Portable Projector. This device is designed to provide a versatile and high-quality projection experience for home cinema, outdoor movies, gaming, and presentations. Its compact design, advanced connectivity options, and user-friendly features make it an ideal choice for various entertainment and professional needs.

This manual will guide you through the setup, operation, and maintenance of your projector to ensure optimal performance and longevity.

## 2. PRODUCT OVERVIEW

### 2.1 What's in the Box

- iSinbox X9 Portable Projector
- Electric smart remote
- Power Adapter
- HDMI Cable
- User Manual

### 2.2 Key Features

- Native 1080P Resolution with 4K support
- 2.4G+5G Dual-band WiFi connectivity
- Bluetooth 5.2 for audio devices
- Electric Focus and  $\pm 40^\circ$  Vertical Keystone Correction
- Up to 300-inch display with 50% zoom function
- Multiple input ports: HDMI, AV, USB
- Built-in HiFi speakers
- Portable design with a convenient handle

### 2.3 Physical Overview

The iSinbox X9 projector features a compact and portable design. The front houses the projection lens. The

rear panel includes various ports for connectivity:

- **Headphone Jack:** For connecting external audio devices via a 3.5mm cable.
- **HDMI Port:** For connecting devices like laptops, TV sticks, gaming consoles, and DVD players.
- **USB Ports (x2):** For connecting USB drives for media playback or wired screen mirroring with iOS devices.
- **AV Port:** For connecting older devices using an AV cable.



The iSinbox X9 Portable Projector, a compact device capable of projecting images up to 300 inches, supporting 1080P resolution, 5G+2.4G WiFi, and 20000 Lumens brightness. It also features Bluetooth connectivity.

### 3. SETUP

---

#### 3.1 Initial Power-On

1. Connect the power adapter to the projector's power input and then to a power outlet.
2. Press the power button on the projector or the remote control to turn on the device. The power indicator light will turn blue.
3. The projector will boot up and display the main menu.

#### 3.2 Focusing and Keystone Correction


The iSinbox X9 features electric focus and automatic keystone correction for a clear and properly aligned image.

- **Electric Focus:** Use the dedicated focus buttons on the remote control (often labeled F+ / F-) to sharpen the image.
- **Auto Keystone Correction:** The projector automatically adjusts the image to correct for trapezoidal distortion when placed at an angle. This ensures a rectangular image even if the projector is not perfectly perpendicular to the screen.
- **Manual Keystone Correction:** If further adjustments are needed, navigate to the 'Projection' settings in the main menu to manually fine-tune the keystone.



This image demonstrates the iSinbox X9 projector's ability to create a large 300-inch display with electrical focus, suitable for home cinema experiences.





The projector's 50% zoom function allows users to adjust the screen size without moving the projector, providing flexibility in placement.

## 4. OPERATING INSTRUCTIONS

### 4.1 Navigating the Main Menu

Use the arrow keys and 'OK' button on the remote control to navigate through the projector's main menu. The main menu provides access to various functions and settings:

- **Media:** Access local media files from a USB drive.
- **HDMI:** Select this input source for devices connected via HDMI.
- **Set:** Access system settings, including network, display, sound, and language options.
- **Projection:** Adjust projection settings like keystone correction and zoom.
- **Wireless Screen:** Initiate screen mirroring for Android devices via WiFi.
- **iOS Wired Screen:** Initiate screen mirroring for iOS devices via a USB cable.
- **Surprise:** Explore additional features or apps.

### 4.2 Connectivity Options

The iSinbox X9 offers multiple ways to connect your devices:

- **HDMI Connection:** Connect your laptop, TV stick (e.g., Amazon Fire Stick), gaming console (PlayStation, Xbox), or DVD player using an HDMI cable. Select 'HDMI' from the main menu.
- **USB Connection:** Insert a USB drive into one of the USB ports to play videos, photos, or music. Select 'Media' from the main menu.
- **Wireless Screen Mirroring (Android):** Select 'Wireless Screen' from the main menu and follow the on-screen instructions to connect your Android device via WiFi.
- **iOS Wired Screen Mirroring:** Connect your iOS device to the projector's USB port using a USB cable. Select 'iOS Wired Screen' from the main menu and follow the prompts on your device to confirm trust.
- **Bluetooth Audio:** Pair external Bluetooth speakers or headphones for enhanced audio. Navigate to 'Set' > 'Bluetooth' to manage connections.

Official iSinbox video showcasing the X9 projector's use for children's entertainment, highlighting its ease of use and family-friendly features.

Official iSinbox video demonstrating the X9 projector's features and capabilities, including its compact design and various connectivity options.

## 5. MAINTENANCE

---

### 5.1 Cleaning the Lens

Regularly clean the projector lens to ensure optimal image clarity. Use a soft, lint-free cloth or a lens cleaning brush. Avoid using abrasive cleaners or harsh chemicals.

### 5.2 General Care

- Keep the projector in a cool, dry place away from direct sunlight and excessive heat.
- Ensure proper ventilation around the projector to prevent overheating.
- Avoid dropping or subjecting the projector to strong impacts.

## 6. TROUBLESHOOTING

---

### 6.1 No Image or Poor Image Quality

- **Check Power:** Ensure the projector is properly connected to power and turned on.
- **Focus Adjustment:** Use the electric focus on the remote to sharpen the image.
- **Keystone Correction:** Verify that auto keystone correction is active or adjust manually in 'Projection' settings.
- **Input Source:** Confirm the correct input source (HDMI, USB, Wireless Screen) is selected.
- **Cable Connection:** Ensure all cables (HDMI, USB) are securely connected.

### 6.2 No Sound or Poor Sound Quality

- **Volume Level:** Adjust the volume on the projector, remote, and connected device.
- **Mute Function:** Check if the projector or connected device is muted.
- **Bluetooth Connection:** If using external Bluetooth speakers, ensure they are properly paired and connected.
- **Audio Output:** If using a wired audio output, ensure the cable is correctly inserted and the external audio device is functioning.

### 6.3 Connectivity Issues

- **WiFi:** Ensure the projector is connected to a stable 2.4G or 5G WiFi network. Check network settings

in the 'Set' menu.

- **Bluetooth:** Ensure Bluetooth is enabled on both the projector and the device you are trying to pair.
- **Screen Mirroring:** For wireless screen mirroring, ensure your device and projector are on the same WiFi network. For iOS wired mirroring, ensure you have confirmed 'Trust' on your iOS device.

## 7. SPECIFICATIONS



Feature	Detail
Brand	iSinbox
Model Number	X9
Item Weight	3.98 pounds
Product Dimensions	7.08 x 6.49 x 10.7 inches
Color	X9-Grey
Special Features	Electric Focus, Zoom Function, Wired iPhone via USB, Short Throw
Connectivity Technology	WiFi, HDMI, USB, AV, Bluetooth
Display Resolution	1920 x 1080 (1080P)
Recommended Uses	Home Cinema, Gaming, PPT, Watching





## 8. WARRANTY AND SUPPORT

The iSinbox projector team is committed to providing high-quality service and satisfactory after-sales protection. For any questions, technical support, or warranty claims, please refer to the contact information provided in your product packaging or visit the official iSinbox website.

Always keep your purchase receipt as proof of purchase for warranty purposes.

### Related Documents - X9

	<p><a href="#">iSinbox X9 Portable LCD LED Projector Specifications and Features</a></p> <p>Detailed overview of the iSinbox X9 portable LCD LED projector, including its HDTV 1920x1080 resolution, 1200 ANSI lumens, 30000-hour lifespan, Bluetooth connectivity, and compatibility with Full HD 1080P and 4K.</p>
	<p><a href="#">iSinbox GC357 LED LCD Projector: Full HD 1080p, 4K Support, Wi-Fi, Bluetooth</a></p> <p>Discover the iSinbox GC357, a versatile LED LCD projector offering Full HD 1080p resolution, 4K support, Wi-Fi and Bluetooth connectivity for seamless presentations and entertainment. Features 700 ANSI lumens and a long lifespan.</p>

 <p><b>iSinbox X9</b></p> <p>The iSinbox X9 is a compact, portable LCD LED projector designed for home entertainment and business presentations. It features a sleek, modern design with a blue lens and a carrying handle on top. The projector is powered by a rechargeable battery, making it ideal for use in various settings without the need for a power cord.</p> <p><b>Key Features:</b></p> <ul style="list-style-type: none"> <li>Resolution: 1920x1080 (Full HD)</li> <li>Brightness: 1200 ANSI Lumens</li> <li>LED Lifespan: 30,000 hours</li> <li>Connectivity: HDMI, USB, Bluetooth</li> <li>Portability: Compact size, carrying handle</li> </ul>	<p><a href="#">iSinbox X9 Portable LCD LED Projector Specifications and Features</a></p> <p>Detailed overview of the iSinbox X9 portable LCD LED projector, including specifications like HDTV 1920x1080 resolution, 1200 ANSI lumens, 30000-hour LED life, and connectivity options.</p>
 <p><b>iSinbox X9</b></p> <p>The iSinbox X9 is a micro-portable LCD LED projector, perfect for on-the-go presentations and entertainment. It is incredibly compact and lightweight, fitting easily into a briefcase or backpack. Despite its small size, it delivers high-quality Full HD 1080p resolution and 1200 ANSI lumens of brightness.</p> <p><b>Key Features:</b></p> <ul style="list-style-type: none"> <li>Resolution: 1920x1080 (Full HD)</li> <li>Brightness: 1200 ANSI Lumens</li> <li>LED Lifespan: 30,000 hours</li> <li>Connectivity: Bluetooth, USB</li> <li>Portability: Ultra-compact, lightweight</li> </ul>	<p><a href="#">iSinbox X9 Micro-Portable LCD LED Projector: Full HD, 1200 Ansi Lumens</a></p> <p>Detailed overview of the iSinbox X9, a micro-portable LCD LED projector featuring Full HD 1080p resolution, 1200 Ansi lumens brightness, Bluetooth connectivity, and a 30,000-hour LED lifespan. Learn about its specifications, features, and applications for mobile presentations.</p>
 <p><b>iSinbox GC357</b></p> <p>The iSinbox GC357 is a versatile portable LED LCD projector suitable for both professional and home use. It features a large screen and a powerful LED light source that provides clear, bright images. The projector is designed for ease of use, with a simple control panel and a variety of connectivity options.</p> <p><b>Key Features:</b></p> <ul style="list-style-type: none"> <li>Resolution: 1920x1080 (Full HD)</li> <li>Brightness: 1200 ANSI Lumens</li> <li>LED Lifespan: 30,000 hours</li> <li>Connectivity: HDMI, USB, Bluetooth</li> <li>Portability: Compact, carrying handle</li> </ul>	<p><a href="#">iSinbox GC357 Portable LED LCD Projector - Specifications and Features</a></p> <p>Detailed information about the iSinbox GC357 portable LED LCD projector, including its ANSI lumens, contrast ratio, resolution, LED lifespan, connectivity options, and ideal use cases for presentations and home entertainment.</p>
 <p><b>iSinbox YG381</b></p> <p>The iSinbox YG381 is a high-end LED LCD projector designed for immersive home entertainment. It features a large screen and a powerful LED light source that provides clear, bright images. The projector is designed for ease of use, with a simple control panel and a variety of connectivity options.</p> <p><b>Key Features:</b></p> <ul style="list-style-type: none"> <li>Resolution: 1920x1080 (Full HD)</li> <li>Brightness: 700 ANSI Lumens</li> <li>LED Lifespan: 30,000 hours</li> <li>Connectivity: Wi-Fi 6, Bluetooth 5.3, HDMI, USB</li> <li>Portability: Compact, carrying handle</li> </ul>	<p><a href="#">iSinbox YG381 LED LCD Projector: Full HD, 700 ANSI Lumens, HDR, Wi-Fi</a></p> <p>Explore the iSinbox YG381, a versatile LED LCD projector offering Full HD 1080p resolution, 700 ANSI lumens brightness, HDR support, and advanced connectivity including Wi-Fi 6 and Bluetooth 5.3 for immersive home entertainment and presentations.</p>