

newpad KJ-460

newpad KJ-460 Wall Mounted HEPA Air Purifier

INSTRUCTION MANUAL

Product Overview

The newpad KJ-460 is a versatile air purifier designed to improve air quality in various home environments. It features a 3-stage filtration system, smart control options, and flexible placement, including wall-mounting, floor stand, or desktop use. This manual provides essential information for the safe and effective operation and maintenance of your air purifier.



The newpad KJ-460 air purifier, designed for home use, featuring a sleek white design and digital display.

Setup Instructions

The newpad KJ-460 air purifier offers multiple placement options to suit your space:

- **Wall Mount:** The unit can be securely mounted on a wall to save floor space. A mounting kit is included for installation.
- **Floor Stand:** Attach the provided feet to position the air purifier on the floor.
- **Desktop:** The unit can also be placed on a desk or table using the provided feet.

Ensure the air purifier is placed in a location with adequate airflow and away from obstructions. Connect the power cord to a suitable electrical outlet.


Smart & Safety Home Life



The newpad KJ-460 air purifier shown with its remote control and a smartphone displaying the control application. It can be used as a floor stand or desktop unit.

Wall Mounted Air Purifier For Home Large Room

Maximum coverage up to 1345 ft², not only purifying the air but also decorating the room and saving space.



The newpad KJ-460 air purifier installed on a wall, demonstrating its space-saving wall-mount capability.

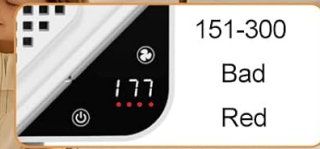
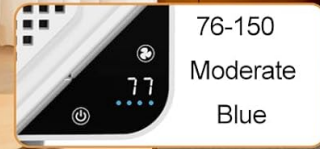
Operating Instructions

The newpad KJ-460 air purifier offers several operating modes and control options:

- **Power On/Off:** Press the power button on the unit, remote control, or through the mobile app to turn the device on or off.
- **LCD Display:** The integrated LCD screen provides real-time air quality information, including PM2.5 levels.
- **Smart Auto Mode:** In Auto Mode, the air purifier automatically adjusts fan speed based on readings from its highly sensitive air quality sensor.
- **Sleep Mode:** Activate Sleep Mode for quiet operation (as low as 22dB) and all display lights will turn off, ensuring an undisturbed environment.
- **Fan Speed Adjustment:** Manually adjust the fan speed using the controls on the unit, remote, or app.
- **WiFi & Remote Control:** Control the air purifier remotely via the dedicated mobile application (compatible with Google Assistant, Amazon Alexa, and Tuya Smart) or the included physical remote control. The app allows for setting schedules, checking filter life, and changing modes.

Real-Time PM2.5 Display

Monitor the air changes and adjust the purification speed smartly.



The air purifier's LCD screen showing real-time PM2.5 readings and corresponding air quality levels (Good, Moderate, Bad, Harmful) indicated by color changes.

Whisper-Quiet and Dark

The lights can be turned off/on at any time via the remote control or App.



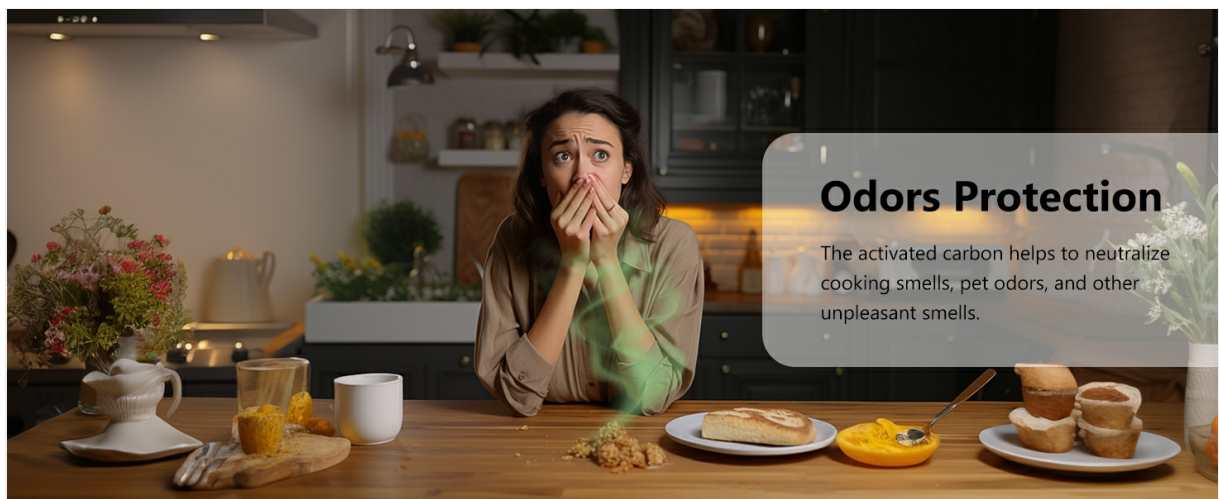
Sleep Mode

22dB

Lights Off/On

Timer On/Off

The air purifier operating in sleep mode, designed for quiet operation at 22dB, with lights off for an undisturbed night.



Odors Protection

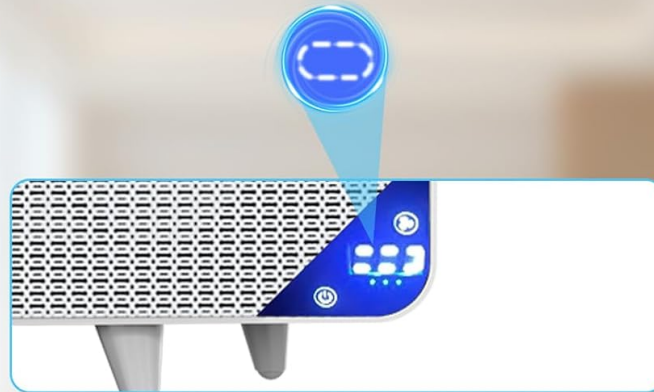
The activated carbon helps to neutralize cooking smells, pet odors, and other unpleasant smells.

Screenshots from the mobile application demonstrating how users can customize settings such as scheduling, light control, fan speed, operating modes, monitor filter lifespan, and perform filter resets. The app also supports integration with Google Assistant and Amazon Alexa.

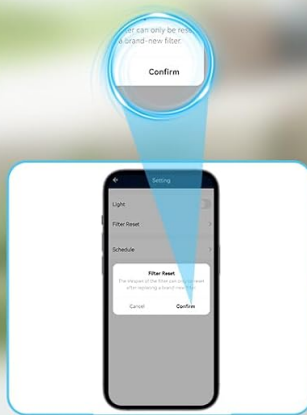
Maintenance

Regular maintenance, particularly filter replacement, is crucial for optimal performance.

Multiple Ways to Reset Filter



Time to change the filter



One Click on APP.



Hold this button on the
TOUCH PANEL
until it beeps When the machine is on
STANDBY.



Hold this button on
REMOTE CONTROL
until it beeps.

Visual guide demonstrating three methods to reset the filter indicator: via the mobile application, by holding the button on the touch panel, or by holding the button on the remote control.

Troubleshooting

If you encounter any issues with your newpad KJ-460 air purifier, please consider the following general troubleshooting steps:

- **No Power:** Ensure the power cord is securely plugged into both the unit and a working electrical outlet. Check if the outlet has power.
- **Poor Airflow/Performance:** Check if the filter is dirty and needs replacement. Ensure there are no obstructions around the air intake or outlet.
- **Unusual Noise:** Verify that the filter is correctly installed. Check for any foreign objects inside the unit.
- **App Connectivity Issues:** Ensure your Wi-Fi network is active and the air purifier is within range. Restart the app and the air purifier.
- **Filter Indicator Not Resetting:** Follow the filter reset instructions carefully after replacing the filter.

For persistent issues, please contact customer support.

Specifications

Feature	Detail
Model Number	KJ-460
Product Dimensions	4.5"D x 17.9"W x 12.1"H
Item Weight	8.8 Pounds
Power Source	AC
Color	White
Filter Type	H13 HEPA, Activated Carbon, Pre-filter
Coverage Area	Up to 1345 sq.ft (1 hour), 269 sq.ft (12 min)
Noise Level	22dB (Sleep Mode)
Control Options	LCD, Remote Control, WiFi App (Google Assistant, Amazon Alexa, Tuya Smart)

Certifications

The newpad KJ-460 air purifier holds the following authoritative certifications, ensuring its quality and safety:

- CARB Certified
- ETL Certified
- EPA Certified
- FCC Certified
- Energy Star Certified

Warranty and Support

For warranty information, technical support, or any inquiries regarding your newpad KJ-460 air purifier, please refer to the contact information provided with your product packaging or visit the official newpad website. Keep your purchase receipt for warranty claims.