

ESR 1B19601

ESR Rebound Series Magnetic Case for iPad Pro 11-inch (M5/M4) - Instruction Manual

Model: 1B19601

1. INTRODUCTION

This manual provides essential information for the proper use and care of your ESR Rebound Series Magnetic Case. Designed for the iPad Pro 11-inch (M5) 2025 and iPad Pro 11-inch (M4) 2024, this case offers robust protection and versatile functionality.

2. COMPATIBILITY

This case is specifically designed for the following iPad models:

- iPad Pro 11-inch (M5) 2025 (Model numbers: A3357, A3358, A3359)
- iPad Pro 11-inch (M4) 2024 (Model numbers: A2836, A2837, A3006)

Note: This case is not compatible with any other iPad models.



From cases that do more than protect to wireless chargers that reimagine what's possible with MagSafe, we're on a mission to make tech easier to use.

Trusted by
Millions

Sold
Globally

460+
Patents

Est.
2009

Figure 2.1: Guide to identifying compatible iPad Pro 11-inch models.

3. KEY FEATURES

- **Strong Magnetic Attachment:** Powerful magnets ensure a secure connection between the case and your tablet. This design allows for easy attachment and removal while maintaining a firm hold.
- **Supports Pencil Pro and Pencil (USB-C):** The case features a recessed side groove for magnetic charging of your Apple Pencil and a magnetic clasp to keep it securely in place.
- **Slim Trifold Stand:** The front cover can be folded into a stable trifold stand, offering multiple viewing angles for various activities such as watching videos, typing, or drawing.
- **Durable Construction:** Crafted with high-quality materials, the case is designed for prolonged use, maintaining its appearance and protective qualities over time.
- **Lightweight Design:** The case maintains a slim and lightweight profile, enhancing portability without adding unnecessary bulk to your iPad.
- **Auto Sleep/Wake Functionality:** The case automatically puts your iPad to sleep when closed and wakes it up when opened, conserving battery life.
- **Scratch Protection:** The scratch-resistant cover helps protect your iPad screen from daily wear and tear.

4. SETUP AND INSTALLATION

1. **Attaching the Case:** Align your iPad Pro 11-inch with the back panel of the case. The strong magnets will automatically snap the iPad into place, ensuring a secure fit.
2. **Securing the Apple Pencil:** Place your Apple Pencil into the designated side groove. The magnetic clasp on the case will fold over to secure the pencil, allowing for charging and preventing loss.



Figure 4.1: The ESR Rebound Series Magnetic Case securely attached to an iPad Pro, demonstrating its design and Apple Pencil compatibility.

Video 4.1: Demonstration of attaching the ESR Rebound Series Magnetic Case to an iPad Pro 11-inch and utilizing its features, including the trifold stand and Apple Pencil support.

5. OPERATING INSTRUCTIONS

- **Using the Trifold Stand:** Fold the front cover into a triangular stand. This allows for two stable viewing angles: an upright position for media consumption and a lower angle ideal for typing or drawing.
- **Auto Sleep/Wake:** Simply close the front cover to put your iPad into sleep mode. Open the cover to instantly wake your iPad.
- **Pencil Storage and Charging:** The magnetic clasp keeps your Apple Pencil secure. Ensure the pencil is placed in the side groove for magnetic charging when not in use.

Transform and Play

Detachable magnetic cover with tri-fold stand, and full Pencil Pro support



Figure 5.1: The ESR Rebound Series Magnetic Case configured in both viewing and writing stand modes.

6. MAINTENANCE

To maintain the quality and longevity of your ESR Rebound Series Magnetic Case, follow these guidelines:

- **Cleaning:** Wipe the case regularly with a soft, damp cloth to remove dust and smudges. Avoid harsh chemicals or abrasive cleaners.
- **Storage:** Store the case in a cool, dry place away from direct sunlight and extreme temperatures when not in use.
- **Avoid Sharp Objects:** While the case offers scratch protection, avoid contact with sharp objects to prevent damage to the surface.

7. TROUBLESHOOTING

7.1. Incorrect Size or Fit Issues

If your case does not fit your iPad Pro 11-inch (M5/M4) or if you received the wrong size, please verify your iPad model number against the compatibility section (Section 2). If the issue persists, contact customer support for assistance.

Video 7.1: Instructions on how to address incorrect size or fit issues with your ESR product, including steps to contact the seller for a replacement without returning the item.

7.2. Magnetic Attachment Not Strong Enough

Ensure that your iPad is clean and free of debris on the back surface, as this can interfere with the magnetic connection. Verify that the case is correctly aligned with the iPad's magnetic points. If the issue continues, the magnetic strength may be compromised, and you should contact customer support.

7.3. Auto Sleep/Wake Not Functioning

Check that the case cover is fully closing and making proper contact with the iPad screen. Ensure there are no obstructions preventing the cover from lying flat. If the problem persists, contact customer support.

8. SPECIFICATIONS

Specification	Detail
Product Dimensions	9.8 x 7.28 x 0.55 inches
Item Weight	9.4 ounces
Item Model Number	1B19601
Color	Black
Form Factor	Case
Shell Type	Hybrid
Manufacturer	Electronic Silk Road Corp






9. WARRANTY AND SUPPORT

ESR products purchased from authorized sellers typically come with a 12-month warranty. For any product-related inquiries, issues, or to claim warranty support, please contact the seller directly through your purchase platform. You can usually find the seller's contact information on your order details page.

When contacting support, please provide your order ID and the specific model of your iPad (e.g., iPad Pro 11-inch M5 2025) to expedite the process.

For general information about ESR products, you may visit the [ESR Store on Amazon](#).

Related Documents - 1B19601

	<p>ESR Rebound Magnetic Keyboard Case User Manual and Guide</p> <p>Comprehensive user manual for the ESR Rebound Magnetic Keyboard Case (Model 6B003). Learn about setup, pairing, utilization, shortcut keys, troubleshooting, and maintenance for your device.</p>
	<p>ESR Rebound Magnetic Keyboard Case for iPad 10.9-inch (Model 6B011) - User Manual</p> <p>Comprehensive user manual for the ESR Rebound Magnetic Keyboard Case (Model 6B011) for iPad 10.9-inch. Details Bluetooth pairing, trackpad gestures, keyboard functions, backlight control, multi-device connection, power saving, charging indicators, cleaning, and specifications. Includes Chinese title ' '. </p>
	<p>ESR 6B012A Rebound Magnetic Keyboard Case User Manual and Troubleshooting Guide</p> <p>Comprehensive user manual and troubleshooting guide for the ESR 6B012A Rebound Magnetic Keyboard Case, covering setup, features, and solutions to common issues. Includes multilingual support.</p>
	<p>ESR Rebound 360 Magnetic Suspension Keyboard Case User Manual</p> <p>User guide and troubleshooting information for the ESR Rebound 360 Magnetic Suspension Keyboard Case (Models 6B014 & 6B015), covering setup, features, and common issues.</p>
	<p>ESR Digital Pencil Pro User Manual and Specifications</p> <p>Comprehensive guide for the ESR Digital Pencil Pro (Model 6C004), covering setup, usage, troubleshooting, and compliance information.</p>
	<p>ESR Ascend Keyboard Case Lite for 12.9-inch iPad Pro/Air - User Manual</p> <p>Comprehensive user manual and troubleshooting guide for the ESR Ascend Keyboard Case Lite, a Bluetooth keyboard case designed for 12.9-inch iPad Pro and iPad Air models, offering enhanced productivity and versatile viewing angles.</p>