

manuals.plus /

› [SHA CERLIN](#) /

› [SHA CERLIN King Size Upholstered Bed Frame with Wingback Headboard Instruction Manual](#)

SHA CERLIN XH-8931-YLK

SHA CERLIN King Size Upholstered Bed Frame with Wingback Headboard Instruction Manual

Brand: SHA CERLIN | Model: XH-8931-YLK

IMPORTANT SAFETY INFORMATION

Always follow the assembly instructions carefully to avoid pinch points and ensure stability. Do not exceed the maximum weight capacity of 900 pounds. Be cautious when handling tools during assembly.

PRODUCT OVERVIEW

The SHA CERLIN King Size Upholstered Bed Frame features a modern and timeless design with a streamlined wingback headboard, soft upholstery, and breathable linen fabric. It is designed for easy assembly and provides a stable and durable foundation for your mattress.



Image: The SHA CERLIN King Size Upholstered Bed Frame in yellow, showcasing its wingback headboard and overall design.

PACKAGE CONTENTS

Your SHA CERLIN bed frame is conveniently packed in one box, including all necessary hardware tools and instructions. The package contains the bed frame components, headboard, and wooden slats.



Image: Various components of the bed frame, including the headboard, side rails, and wooden slats, neatly packaged.

SETUP & ASSEMBLY

Assembly of the SHA CERLIN bed frame is designed to be straightforward. Follow the included instructions carefully. It is recommended to finger-tighten all bolts first before fully securing them to ensure proper alignment of all parts.

Key Assembly Features:

- **Sturdy Construction:** The bed frame features a thick metal frame and solid wood slats for enhanced support and durability.
- **Noise-Free Design:** Metal beam support with EVA foam padding minimizes friction and prevents noise.
- **Powerful Velcro:** Slats are secured with powerful Velcro for easy and stable installation.




..... THOUGHTFUL DETAILS


Ensure your sleep is comfortable.



Strong Leg Support



Sturdy Construction



Powerful Velcro

Image: Detailed view of the bed frame's construction, highlighting the strong leg support, sturdy metal frame, and the powerful Velcro system for securing the wooden slats.

USAGE & CARE

This bed frame is compatible with King size mattresses measuring 80"L x 76"W. A box spring is optional as the solid wooden slats provide ample support for latex, memory foam, or hybrid mattresses.

Recommended Mattress Height:

- For optimal aesthetic and comfort, a mattress height of 10-14 inches is recommended.
- If using a box spring, ensure the combined height of the mattress and box spring is within 10-14 inches.

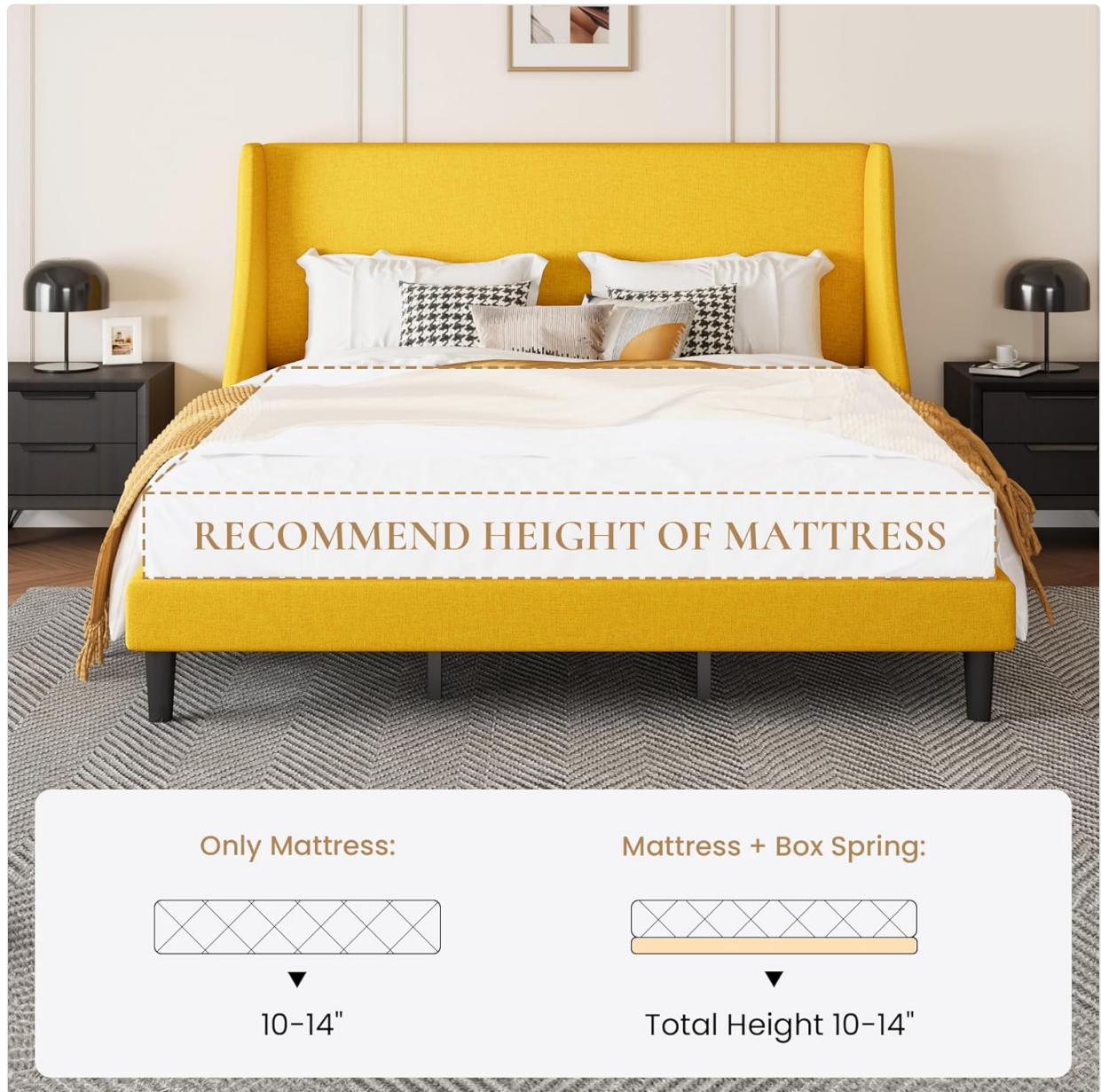


Image: Visual guide illustrating the recommended mattress height (10-14 inches) for the bed frame, with options for using only a mattress or a mattress with a box spring.

Cleaning Instructions:

The breathable linen fabric is skin-friendly. For general cleaning, gently vacuum the upholstered surfaces. For spills or stains, spot clean with a mild fabric cleaner and a soft cloth. Avoid harsh chemicals or abrasive materials.

SPECIFICATIONS

Detailed specifications for the SHA CERLIN King Size Upholstered Bed Frame:

PRODUCT INFORMATION



Material

Linen Fabric
Metal Frame
Wooden Slats

Dimensions

L x W x H
81.7" x 79.3" x 44.9"

Weight Capacity

900 lbs.

Image: A diagram detailing the product dimensions (81.7"L x 79.3"W x 44.9"H), material composition (Linen Fabric, Metal Frame, Wood Slats), and weight capacity (900 lbs).

Size	King
Product Dimensions	81.7"L x 79.3"W x 44.9"H
Material	Fabric, Foam, Metal, Wood
Weight Capacity	900 pounds
Item Weight	86 pounds
Ground To Item Distance	6.3 Inches
Special Features	Fade Resistant, Squeak Resistant
Assembly Required	Yes (Easy to follow instructions included)
Compatible Mattress Size	King, 80"L x 76"W

TROUBLESHOOTING

- **Squeaking Noises:** Ensure all bolts are fully tightened. The bed frame is designed with EVA foam padding to prevent squeaking. If noises persist, re-check all connections.
- **Parts Not Aligning During Assembly:** If parts do not align, loosen all bolts slightly, adjust the components to fit, and then fully tighten all bolts. Avoid overtightening any single bolt before all parts are in place.
- **Mattress Shifting:** The bed frame includes powerful Velcro to help secure the slats and prevent mattress movement. Ensure the mattress is properly seated on the slats.

WARRANTY & SUPPORT

Return Policy:

This product is eligible for 90-day easy returns. Please refer to the retailer's return policy for full details.

Protection Plans:

Optional protection plans are available for purchase to extend coverage beyond the standard return period:

- 2-Year Protection Plan
- 3-Year Protection Plan
- Complete Protect (monthly billing)

For customer support or inquiries, please contact SHA CERLIN directly or refer to the retailer's customer service channels.