

Manuals+

[Q & A](#) | [Deep Search](#) | [Upload](#)

manuals.plus /

- › [SUPERDANNY](#) /
- › [SUPERDANNY PD35W Universal Travel Adapter \(Model 651DF\) Instruction Manual](#)

SUPERDANNY 651DF

SUPERDANNY PD35W Universal Travel Adapter

Model: 651DF

Brand: SUPERDANNY

INTRODUCTION

The SUPERDANNY PD35W Universal Travel Adapter is designed to provide a versatile and safe charging solution for your electronic devices across more than 200 countries and regions worldwide. This compact adapter features multiple USB ports, including a dedicated 35W USB-C port for fast charging, alongside universal AC outlets. It is equipped with advanced safety features to protect your devices during travel.

Lightning Fast 35W USB-C


Fast Charge Your Electronics Directly



Apple
iPhone 14



(USB-C1 PD 35W)



Apple
iPad Pro



(USB-C1 PD 35W)




Image: The SUPERDANNY Universal Travel Adapter, a compact black cube with various ports and retractable plugs.

PRODUCT FEATURES

Worldwide Compatibility

This adapter is engineered to work in over 200 countries and regions, offering a comprehensive solution for international travelers. It supports various plug types:

- **US (Type A):** Compatible with outlets in the USA, Mexico, Canada, Japan, Costa Rica, and more.
- **UK (Type G):** Suitable for the UK, Argentina, New Zealand, Ireland, Malaysia, Singapore, Dubai, and others.

- **EU (Type C):** Works in France, Germany, Italy, Spain, Iceland, Greece, Israel, Ukraine, and many other European countries.
- **AUS (Type I):** For use in China, Australia, New Zealand, and similar regions.

Note: This adapter is not suitable for use in India (Type D) or South Africa (Type M).

Versatile USB Ports

For iPhone



iPhone 14/14 Pro



iPhone 13/13 Pro



iPhone 12/12 Pro

For Galaxy



S22/S21



Galaxy S20



A52/M32

For other Android phones



Moto G Pure



Xiaomi



Huawei

Others



Switch



AirPods



Apple Watch

Image: Visual representation of the adapter's universal sockets, compatible with various international plug types.



Image: The US (Type A) plug configuration extended from the adapter, with the Statue of Liberty in the background.



Image: The UK (Type G) plug configuration extended from the adapter, with the Eiffel Tower in the background.



Image: The EU (Type C) plug configuration extended from the adapter, with Big Ben in the background.



Image: The AUS (Type I) plug configuration extended from the adapter, with the Sydney Opera House in the background.

Charging Capabilities

The adapter offers versatile charging options for multiple devices simultaneously:

- **Dedicated 35W USB-C Port (USB-C3):** Provides rapid charging for compatible devices. For example, it can charge a phone to 56% in approximately 30 minutes.
- **2 USB-A Ports (5V/2.4A) & 2 USB-C Ports (5V/3A):** These ports share a maximum output of 15W, suitable for charging phones, tablets, power banks, cameras, headsets, and smartwatches.

Type C Europlug Fits All Type C Family Sockets

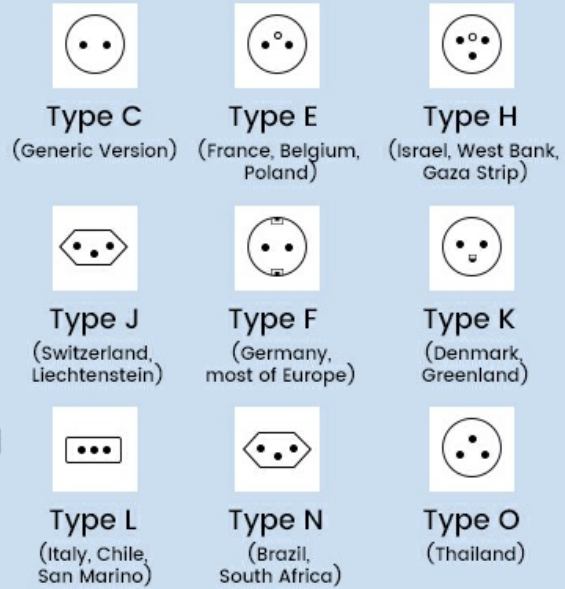


Image: A visual demonstrating the 35W USB-C port's fast charging capability, showing an iPhone 14 charging to 56% in 30 minutes.

Universal Sockets




Image: A diagram illustrating the power distribution across the adapter's USB ports for both single and multiple device charging

scenarios.



Image: A chart detailing the adapter's compatibility with various iPhone and Android phone models for PD and QC charging.



Image: A chart showcasing the versatile USB ports' compatibility with a wide range of devices, including iPhones, Galaxy phones, other Android devices, Nintendo Switch, AirPods, and Apple Watch.

Safety Features

The adapter prioritizes safety with multiple protective technologies:

- **Dual 10A Fuses:** Includes one active fuse and one spare, offering protection against over-current, over-voltage, and short-circuits.
- **Certifications:** RoHS, CE, UKCA, and FCC certified.
- **Durable Material:** Engineered with tough, V-0 rated fire-retardant PC/ABS casing for reliable and safe charging.



Image: A close-up of the adapter highlighting the location of the active 10A fuse and the spare fuse.



Image: The adapter with an icon indicating its fire-retardant material, capable of withstanding high temperatures.

Compact Design

Designed for portability, the adapter is light and compact, making it ideal for travel:

- **Dimensions:** Approximately 2.0 x 2.9 x 2.1 inches.
- **Weight:** Approximately 4.8 ounces.

- **Cruise Friendly:** Suitable for cruise ships as it typically lacks a cord or surge protection, which are often restricted.

 US-BASED Customer Support	 10+ YEARS Power Expertise
 1 MILLION+ Customers Worldwide	 HUNDREDS Patents & Awards

Image: The travel adapter held in a hand, demonstrating its small and portable form factor.



Image: The adapter positioned with a cruise ship in the background, indicating its suitability for cruise travel.

SETUP & OPERATION

Extending and Retracting Plugs

1. **To Extend a Plug:** Locate the sliders on the side of the adapter corresponding to the desired plug type (USA/AUS, UK, EU). Press and push the slider forward until the plug prongs fully extend and lock into place.
2. **To Retract a Plug:** Press the release button or slide the mechanism back, then push the prongs back into the adapter body until they are fully recessed.



Image: The travel adapter displaying its various retractable plug types for different regions.

Using USB Ports

Connect your USB-powered devices to the available USB-A or USB-C ports. The dedicated 35W USB-C3 port is located on the side for high-speed charging. The other USB ports are on the front.

Important Usage Notes

- **Voltage Compatibility:** The adapter operates within a voltage range of 110V to 250V. **It does NOT convert voltage** (e.g., from 120V to 220V or vice versa). Ensure your devices support the local voltage (look for "100-240V, 50/60Hz" on your device).
- **Appliance Power:** Do not use with high-power appliances such as hair dryers, steamers, or hair straighteners that exceed 10 Amps.
- **Single Prong Extension:** When inserting a plug, ensure only one prong is extended at a time. Avoid pushing both prongs into the socket simultaneously to prevent short circuits.



Image: A critical warning indicating that the adapter is not a voltage converter and advises users to check device compatibility with local voltage, showing icons of incompatible high-power devices.

Your browser does not support the video tag.

Video: An official product video from SUPERDANNY Direct demonstrating the features and usage of the Universal Travel Adapter, including how to extend and retract the different plug types and utilize the various charging ports.

MAINTENANCE

- **Cleaning:** Wipe the adapter with a dry, soft cloth. Do not use liquid cleaners or aerosols.
- **Storage:** Store the adapter in a cool, dry place when not in use. Ensure all prongs are fully retracted for compact storage.
- **Fuse Replacement:** The adapter includes a spare 10A fuse. To replace a blown fuse, carefully open the fuse compartment (usually indicated by 'FUSE' or a small screw) and swap the old fuse with the spare.



Image: A visual guide demonstrating the process of replacing the fuse in the travel adapter.

TROUBLESHOOTING

If you encounter issues with your SUPERDANNY Universal Travel Adapter, consider the following:

- **No Power Output:** Check if the adapter is securely plugged into the wall outlet. Verify that the correct plug type is fully extended and locked. Inspect the fuse for any signs of being blown and replace if necessary.
- **Device Not Charging:** Ensure your device's charging cable is properly connected to both the adapter and your device. Confirm that your device is compatible with the adapter's voltage and current output.
- **Slow Charging:** If multiple devices are connected, the shared USB ports (USB-A and non-35W USB-C) will distribute power, potentially leading to slower charging. Use the dedicated 35W USB-C3 port for faster charging of a single compatible device.
- **Overheating:** Disconnect all devices and the adapter from the wall. Allow it to cool down. Ensure you are not using high-power appliances that exceed the adapter's 10A limit.

SPECIFICATIONS

Feature	Detail
Model Number	651DF
Item Weight	5.9 ounces
Product Dimensions	1.97 x 2.85 x 2.11 inches
Color	Black
Style	2 USB-A + 3 USB-C (35W)
Plug Format	US (Type A), UK (Type G), EU (Type C), AUS (Type I)

Feature	Detail
Input Voltage	110V - 250V
Output Voltage (AC)	110V - 250V (Pass-through, no conversion)
Max AC Current	10A
USB-C3 Output	35W Max
Other USB-C Ports Output	5V/3A (Shared)
USB-A Ports Output	5V/2.4A (Shared)
Fuses	Dual 10A Fuses (one active, one spare)

WARRANTY & CUSTOMER SUPPORT

SUPERDANNY offers the following for your peace of mind:

- **1000-Day Service Guarantee:** Free troubleshooting or a new replacement for any issues.
- **30-Day Money-Back Guarantee:** If you are not satisfied with your purchase.
- **Customer Service:** For inquiries, contact us for a prompt response within 24 hours.