**Saved from manuals.plus.**
**Open the live page for links to other documents and user manuals.**



### owltron LF-P3t

# owltron Indoor Camera 2K

## Model: LF-P3t User Manual

For Home Security, Baby Monitoring, and Pet Surveillance

## Introduction

The owltron Indoor Camera 2K (Model LF-P3t) provides comprehensive indoor surveillance with its 2K Ultra HD resolution and 360-degree coverage. Designed for home security, baby monitoring, and pet surveillance, this camera features advanced motion detection, exceptional night vision, and interactive two-way audio. It operates on 2.4GHz Wi-Fi and offers flexible storage options, including Micro SD card and cloud storage.

This manual provides instructions for setting up, operating, and maintaining your owltron Indoor Camera 2K.

## What's in the Box

- 1 × Owltron Indoor Camera Pan & Tilt
- 1 × Power Adapter & 1 × 1.5m Power Cable
- 1 × Support frame & 1 Pack of Screws
- Instruction Manual

## Setup

### 1. App Download and Installation

Download the official owltron app from your smartphone's app store (available for Android and iOS). Search for "owltron" to find the correct application.

▶ **Watch video online**
Owltron 2K Indoor Security Camera

Video: This video provides an overview of the Owltron 2K Indoor Security Camera, including initial setup steps and features.

### 2. Power Connection

Connect the provided power adapter to the camera and plug it into a power outlet. The camera is a wired indoor camera and requires continuous power.

### 3. Wi-Fi Connection

Ensure your Wi-Fi network is 2.4GHz. The owltron camera only works with 2.4GHz Wi-Fi. Follow the in-app instructions to connect your camera to your home Wi-Fi network.

### 4. Mounting Options

The camera supports various installation methods: desktop, wall mount, and ceiling mount. Use the included support frame and screws for wall or ceiling installations.




Image: This image illustrates the different installation methods for the owltron camera, including desktop, wall, and ceiling mounting options.

## Operating the Camera

### 1. Live View and 2K Ultra HD

Access the live stream from your camera via the owltron app. The camera provides a vivid 2K resolution live stream for clear monitoring 24/7.




Image: This image highlights the 2K HDR Full HD live online viewing capability of the camera, showing a clear image compared to a less clear one.

### 2. Pan, Tilt, and Zoom (PTZ)

Utilize the 360-degree pan and tilt capabilities through the smartphone app to remotely control the camera's viewing angle. This ensures comprehensive coverage of your monitored area. The camera also supports digital zoom.

▶ **Watch video online**

Owltron Cameras for home security indoor, baby monitor cam

Video: This video demonstrates the pan and tilt functionality of the Owltron camera, showcasing its 360-degree coverage for home security and baby monitoring.

### 3. Two-Way Audio

The camera features two-way audio with noise-canceling technology, allowing you to communicate clearly with individuals or pets in the camera's vicinity directly from your phone.

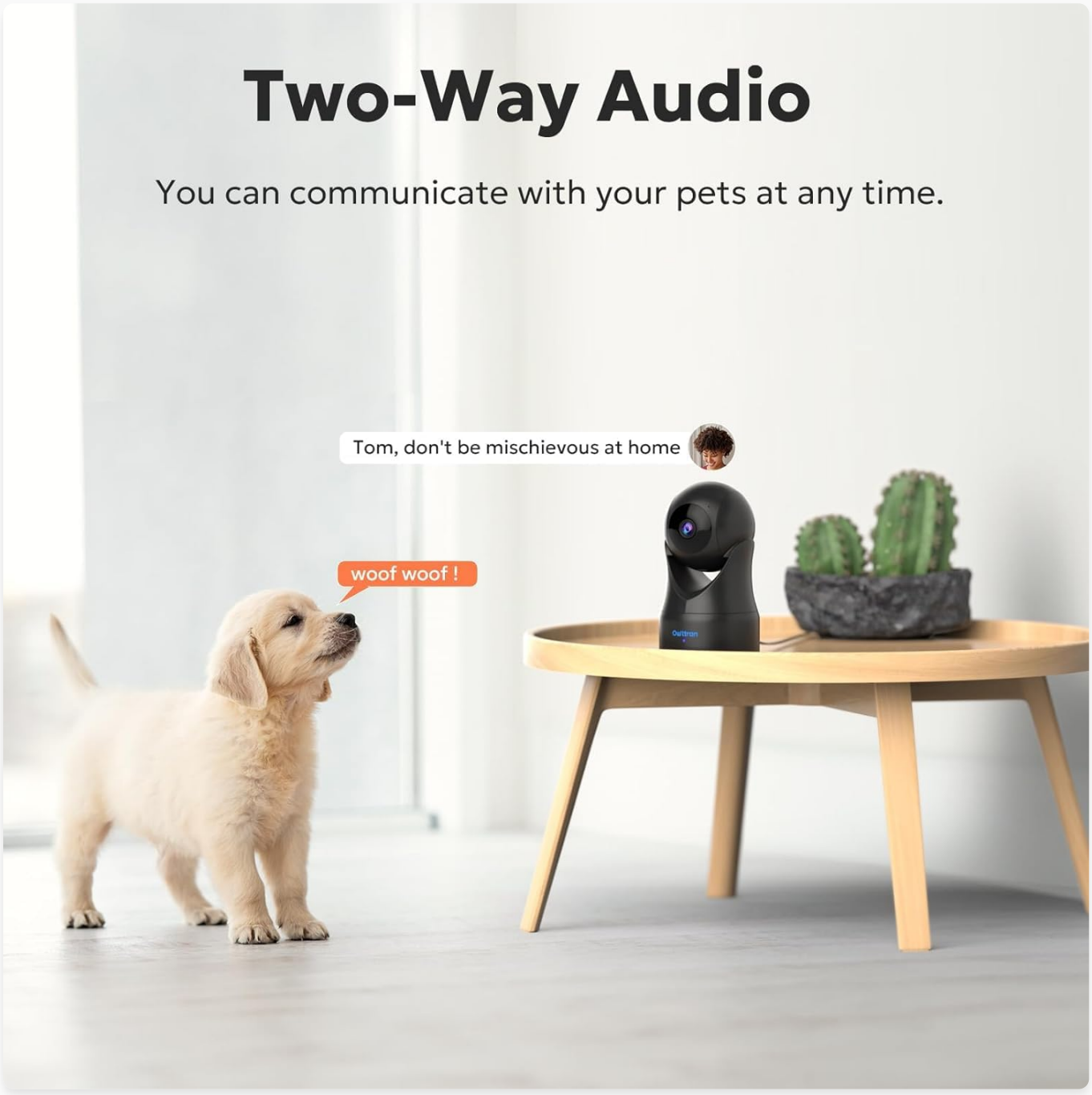


Image: This image illustrates the two-way audio feature, showing a person communicating with a pet through the camera.

### 4. Motion Detection and Tracking

The camera's smart perceive technology detects motion and sends immediate alerts to your phone. You can customize motion sensitivity (high, medium, or low) and enable auto movement tracking for the camera to follow detected action.




Image: This image shows a smartphone notification for motion detected by the camera, with a cat in the background.




Image: This image demonstrates the real-time motion alert and detection area feature, showing dogs moving within a monitored zone.

### 5. Night Vision

Equipped with 6 850nm IR lights, the camera provides clear night vision up to 33 feet, ensuring monitoring even in low-light or dark conditions.




Image: This image displays the night vision capability, showing a baby sleeping in a crib with clear visibility in a dark room.

▶ **Watch video online**

Owltron Security Camera Indoor 2K, 360 Camera for Baby Pet

Video: This video demonstrates the night vision feature of the Owltron Security Camera Indoor 2K, showing clear footage in low-light conditions.

### 6. Sound and Baby Cry Detection

The camera can detect sounds, including baby cries, in real-time and send notifications to your phone, helping to prevent accidents or alert you to your baby's needs.




Image: This image shows the camera detecting a baby's cry and sending a notification to a smartphone.

### 7. Privacy Mode

For enhanced privacy, you can remotely turn off the camera via the app when monitoring is not desired in specific areas.



Image: This image demonstrates the privacy protection feature, showing how to activate 'Private Mode' in the app to turn off the camera.

## 8. Multi-User Access

Share access to your camera with multiple family accounts. The owltron app allows monitoring of up to 16 live feeds on a single screen for comprehensive oversight.




Image: This image illustrates the multi-user access feature, showing multiple people viewing camera feeds on different devices.

## 9. Smart Home Compatibility

The owltron camera is compatible with Amazon Alexa and Google Assistant, allowing for voice control and integration into your smart home ecosystem.




Image: This image shows the camera's compatibility with Amazon Alexa and Google Assistant, demonstrating voice command functionality.

## 10. Video Playback

Review recorded footage with 3x faster playback options through the app, allowing you to quickly find important moments.




Image: This image illustrates the 3x faster playback feature, showing a timeline of recorded events and a child playing with a soccer ball.

### 11. Storage Solutions

The camera supports local storage via a Micro SD card (up to 128GB, not included) and offers cloud storage options. Both options provide encrypted data storage for privacy.




Image: This image shows the options for cloud storage (with a 7-day trial) and Micro SD card storage (up to 128GB, not included).




Image: This table compares different storage types: Local Storage, Plus Cloud Plan, and Continuous Cloud Plan, detailing recording type, storage space, video storage days, encryption, and offline playback.

## Maintenance

To ensure optimal performance and longevity of your owltron Indoor Camera 2K, follow these maintenance guidelines:

- **Cleaning:** Gently wipe the camera lens and body with a soft, dry cloth. Avoid using harsh chemicals or abrasive materials that could scratch the surface or damage components.
- **Software Updates:** Regularly check the owltron app for available firmware updates. Keeping your camera's software up-to-date ensures you have the latest features, security enhancements, and bug fixes.
- **Placement:** Ensure the camera is placed in a stable location, away from direct sunlight, extreme temperatures, and high humidity. Avoid placing it near strong electromagnetic fields.
- **Power Supply:** Use only the original power adapter and cable provided with the camera to prevent damage.

## Troubleshooting

If you encounter issues with your owltron Indoor Camera 2K, refer to the following common troubleshooting steps:

- **Camera Not Connecting to Wi-Fi:**
  - Ensure your Wi-Fi network is 2.4GHz. The camera does not support 5GHz networks.

- Check that the camera is within range of your Wi-Fi router.
- Verify that the Wi-Fi password entered in the app is correct.
- Restart your Wi-Fi router and the camera.

- **No Live View or Offline Status:**
  - Confirm the camera is powered on and connected to Wi-Fi.
  - Check your internet connection.
  - Close and reopen the owltron app.
- **Motion Detection Not Working:**
  - Ensure motion detection is enabled in the app settings.
  - Adjust the motion sensitivity settings.
  - Check the detection area settings to ensure the desired zones are active.
- **Two-Way Audio Issues:**
  - Check the microphone and speaker settings in the app.
  - Ensure your phone's volume is up and the camera's speaker is not muted.
  - Minimize background noise for clearer communication.

For further assistance, refer to the support section within the owltron app or contact customer support.

## Specifications

| Feature | Detail |
|---|---|
| Brand | owltron |
| Model Name | LF-P3t |
| Connectivity Technology | Wired, Wi-Fi (2.4GHz only) |
| Special Features | 2-Way Audio, Cry Detection, Motion Detection, Night Vision, HD Resolution, PTZ Technology, Local Storage |
| Indoor/Outdoor Usage | Indoor |
| Compatible Devices | Smartphone (Android, iOS), Amazon Alexa, Google Assistant |
| Mount Type | Ceiling Mount, Wall Mount, Surface Mount |
| Color | Black |
| Form Factor | Dome |
| Video Capture Resolution | 2K (1296p) |
| Viewing Angle | 360 degrees (Pan/Tilt) |
| Night Vision Range | 33 feet |

| | |
|---|---|
| Memory Storage Capacity | Up to 128 GB (Micro SD card, not included) |
| Item Dimensions | 2.99 x 3 x 5.31 inches |
| Power Source | Corded Electric |

## Warranty and Support

owltron is committed to providing reliable products and excellent customer service. Your owltron Indoor Camera 2K comes with a standard warranty. For specific warranty details, please refer to the warranty card included in your product packaging or visit the official owltron website.

Should you require assistance, owltron offers reliable support with fast and friendly assistance available directly through the owltron app. You can also visit the owltron Store on Amazon for more information and support resources.

© 2024 owltron. All rights reserved.


### Ask a question about this manual

Ask about setup, troubleshooting, compatibility, parts, safety, or missing instructions. Manuals+ will review the question and use this page's manual context to help answer it.

**Name**

Anonymous

**Email**

you@example.com

After a successful submission, we securely hash the supplied account or form email before sending it to Microsoft Advertising for conversion attribution. Privacy details.

**Question**

Example: How do I reset this device or fix this error?

**Details**

Model number, symptoms, what you tried, or the section of the manual you are using.

Submit question



**Open the live page**

**https://manuals.plus/asin/B0CR2X5P1K**

More documents and user manuals: **https://manuals.plus/**