

TOPUTURE TP2

TOPUTURE TP2 Foldable Walking Pad with Incline Instruction Manual

Model: TP2

1. PRODUCT OVERVIEW

The TOPUTURE TP2 Foldable Walking Pad with Incline is a versatile and compact fitness device designed for home and office use. It features a 7% incline, remote control, APP connectivity, and an LED display to track your workout progress.



Figure 1: TOPUTURE TP2 Foldable Walking Pad in both upright and under-desk configurations.

2. SETUP INSTRUCTIONS

2.1 Unboxing and Initial Placement

The TOPUTURE TP2 Walking Pad comes pre-assembled and requires no complex installation. Carefully remove the unit from its packaging. Place the walking pad on a flat, stable surface, ensuring adequate space around it for safe operation.

2.2 Handlebar Assembly and Adjustment

The walking pad features a foldable handlebar for added support and versatility. To raise the handlebar:

1. Locate the locking levers on each side of the handlebar base.
2. Pull the levers to unlock the handlebar.

3. Carefully raise the handlebar to the desired height.
4. Push the levers back to lock the handlebar securely in place.

To lower the handlebar for under-desk use or storage, reverse these steps.

2.3 Initial Lubrication

Before the first use, it is crucial to lubricate the treadmill belt to ensure smooth operation and longevity. The product includes a lubrication kit. Follow these steps:

1. Unscrew the cap of the lubricant bottle and cut off the tip of the nozzle.
2. Use an unsharp tool (e.g., a ruler or the provided Allen wrench) to gently lift the running belt.
3. Apply 4-5ml of lubricant oil in a Z-pattern under the center of the running belt.
4. Repeat the application on the other side of the belt.
5. Run the treadmill at a low speed (e.g., 0.6 mph) for 3-5 minutes to evenly distribute the lubricant.

A detailed visual guide for lubrication is available in the video below:

Your browser does not support the video tag.

Video: Instructions on how to add silicone oil to the treadmill belt.

3. OPERATING INSTRUCTIONS

3.1 Powering On/Off

To power on the walking pad, plug the power cord into a suitable electrical outlet and then flip the red power switch located at the rear of the unit to the 'ON' position. The LED display will illuminate. To power off, flip the switch back to 'OFF' and unplug the unit.

3.2 Controls

The walking pad can be operated using the included remote control or the touch-sensitive buttons on the handlebar console.

- **Remote Control:** Use the remote to start/stop the treadmill and adjust the speed.
- **Console Buttons:** The handlebar console features buttons for speed adjustment (-/+) and quick speed settings (3 mph, 6 mph), as well as start/pause and stop functions.

3.3 Safety Clip

For your safety, always attach the red safety clip to your clothing before starting the treadmill. If you accidentally fall or move too far back on the belt, the safety clip will detach, automatically stopping the treadmill.

3.4 Speed Adjustment

The TOPUTURE TP2 offers a speed range from 0.6 mph to 7.5 mph. Adjust the speed using the +/- buttons on the remote or console, or select the quick speed options (3 mph, 6 mph) on the console.

3.5 Incline Feature

The walking pad features a fixed 7% incline to simulate uphill walking and increase calorie burn. This incline is manually set using the foot cushions at the rear of the unit.

3.6 LED Display

The integrated LED display clearly shows your workout data, including:

- **Speed:** Current walking/running speed.
- **Time:** Duration of your workout.
- **Distance:** Total distance covered.
- **Calories:** Estimated calories burned.

3.7 Smart App Integration

Connect your walking pad to the 'Sport APP' on your smartphone or tablet to track your exercise data, set goals, and share progress. A dedicated device holder is available on the handlebar for your phone or tablet.

Your browser does not support the video tag.

Video: Overview of the TOPUTURE TP2 Foldable Walking Pad features and operation.

4. MAINTENANCE

4.1 Lubrication Schedule

Regular lubrication of the running belt is essential for optimal performance and to extend the lifespan of your walking pad. It is recommended to lubricate the belt every 30-50 hours of use, or as needed if you notice increased friction or noise.

4.2 Cleaning

Wipe down the walking pad with a damp cloth after each use to remove sweat and dust. Avoid using abrasive cleaners or solvents.

5. TROUBLESHOOTING

If you encounter any issues with your TOPUTURE TP2 Walking Pad, please refer to the following common troubleshooting tips:

- **Treadmill not starting:** Ensure the power cord is securely plugged in, the power switch is in the 'ON' position, and the safety clip is correctly attached to the console.
- **Unusual noise:** Check for any loose parts. If the noise is coming from the belt, it may require lubrication (refer to Section 4.1).
- **Belt slipping:** The belt may need tension adjustment or lubrication. Consult the full user manual for detailed instructions or contact customer support.

For more complex issues, please contact TOPUTURE customer support.

6. SPECIFICATIONS

Feature	Specification
Model Number	TP2
Product Dimensions	130.05 x 13.46 x 55.88 cm
Item Weight	23 kg

Maximum Weight Capacity	300 Pounds
Speed Rating	0.6 - 7.5 miles per hour
Horsepower	2.5 Horsepower
Display Type	LCD
Display Metrics	Distance, Speed, Time, Calories
Number of Programs	12
Special Features	Foldable, Portable, Incline, Remote Control, APP Connectivity
Material	Metal, Rubber/Plastic
Frame Material	Aluminum

7. WARRANTY AND SUPPORT



7.1 Warranty Information






The TOPUTURE TP2 Foldable Walking Pad is covered by a 1-year warranty from the date of purchase. This warranty covers manufacturing defects and ensures quality performance under normal use conditions.

7.2 Customer Support

For any questions, concerns, or technical assistance, please contact TOPUTURE customer support. We are committed to providing 100% professional and timely replies to ensure your satisfaction.

Related Documents - TP2

<div>  <div>USER MANUAL (TP3) INCLINE WALKING PAD</div></div>	<p>Toputure TP3 Incline Walking Pad User Manual</p> <p>Comprehensive user manual for the Toputure TP3 Incline Walking Pad, covering installation, safety precautions, features, operation, maintenance, and troubleshooting. Includes technical specifications, error codes, and FCC compliance information.</p>
---	--

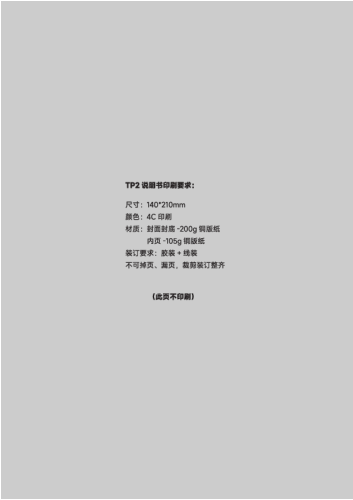
 USER MANUAL <small>Model TP2</small> HOME TREADMILL	Toputure TP2 Home Treadmill User Manual Comprehensive user manual for the Toputure TP2 Home Treadmill, covering installation, operation, maintenance, safety, and troubleshooting. Includes detailed instructions, parameters, and fault diagnostics.
 USER MANUAL <small>Model TP3</small> INCLINE WALKING PAD	Toputure TP3 Incline Walking Pad User Manual User manual for the Toputure TP3 Incline Walking Pad, covering installation, usage, maintenance, and troubleshooting.
 USER MANUAL <small>Model TP2</small> HOME TREADMILL	Toputure TP2 Home Treadmill User Manual User manual for the Toputure TP2 Home Treadmill, covering installation, operation, maintenance, and safety guidelines.
 USER MANUAL <small>Model TP1</small> FOLDING TREADMILL	Toputure TP1 Folding Treadmill User Manual Comprehensive user manual for the Toputure TP1 Folding Treadmill, covering installation, operation, safety, maintenance, and troubleshooting.
 USER MANUAL <small>Model TP1</small> FOLDING TREADMILL	Toputure TP1 Folding Treadmill User Manual Comprehensive user manual for the Toputure TP1 Folding Treadmill, covering installation, operation, maintenance, and troubleshooting.



[Toputure TP2 Home Treadmill User Manual](#)

Comprehensive user manual for the Toputure TP2 Home Treadmill, covering installation, operation, maintenance, safety, and troubleshooting. Includes detailed instructions, parameters, and fault diagnostics.

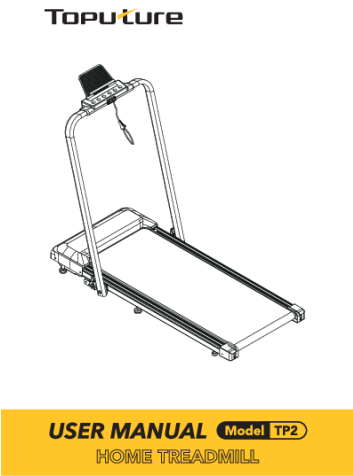
lang: score:25 filesize: 3.09 M page_count: 24 document date: 2024-10-18



[Toputure TP2 Home Treadmill User Manual](#)

User manual for the Toputure TP2 Home Treadmill, covering installation, operation, maintenance, and safety guidelines.

lang:en score:21 filesize: 4.05 M page_count: 26 document date: 2024-03-26



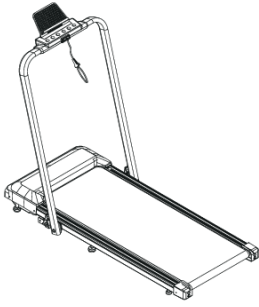
[\[pdf\]](#)

Toputure TP2 Treadmill for Home with Tilt 2 in 1 Walking Pad 12 km h Foldable Incline 5HP Under Desk Office Remote Control and App No Installation Amazon de Sports Outdoors B17oxdgw dL m media amazon images I |||

...

lang:en score:10 filesize: 3.09 M page_count: 24 document date: 2024-10-18

Toputure



[\[pdf\]](#)

Toputure TP2 Electric Treadmill with Tilt 2 in 1 Folding Slope 12 km/h Walking Pad App and Remote Control Space Saving LED Display Under Desk for Home Office Amazon.it Sports Outdoors B1vOc NwCPL m media amazon images I |||

...

lang:en score:10 filesize: 3.09 M page_count: 24 document date: 2024-10-18

USER MANUAL Model TP2
HOME TREADMILL