

## Connexx Charging Station B

# Connexx Charging Station B User Manual

Model: Charging Station B

## INTRODUCTION

---

This manual provides essential information for the safe and efficient use of your Connexx Charging Station B. Please read these instructions carefully before use and retain them for future reference.

The Connexx Charging Station B is designed to provide a stable and convenient charging solution for compatible hearing aids. It features a robust design, fast charging capabilities, and automatic on/off functionality.

## WHAT'S IN THE BOX

---

- Connexx Charging Station B
- 1 x Magnet
- Power Cable

## SETUP

---

1. Unpack all components from the box.
2. Place the charging station on a stable, flat surface near a power outlet.
3. Connect the power cable to the Mini USB port on the charging station.
4. Plug the power adapter into a standard AC power outlet.
5. The charging station is now ready for use.

## OPERATING INSTRUCTIONS

---

The Connexx Charging Station B is designed for ease of use with automatic features.

### Charging Your Hearing Aids

1. Ensure the charging station is connected to a power source.
2. Gently insert your compatible hearing aids into the designated slots on the charging station. The built-in magnet will help hold them in place.
3. The charging process will begin automatically. The device features an automatic on/off function.
4. A full charge typically takes approximately 4 hours. A 30-minute fast charge option is available for quick power boosts.

5. Once fully charged, remove the hearing aids from the charging station.

## Automatic On/Off Feature

The charging station automatically detects when hearing aids are inserted and removed, initiating or stopping the charging process accordingly.



Image: The Connexx Charging Station B, a compact black and grey unit with two charging slots on top and a coiled power cable extending from the back. This image illustrates the overall design and appearance of the charging station.

*Note: Always ensure your hearing aids are clean and dry before placing them in the charging station.*

## MAINTENANCE

---

To ensure the longevity and optimal performance of your Connexx Charging Station B, follow these simple maintenance guidelines:

- **Cleaning:** Wipe the charging station regularly with a soft, dry cloth. Do not use abrasive cleaners, solvents, or immerse the unit in water.
- **Storage:** When not in use, store the charging station in a cool, dry place, away from direct sunlight and extreme temperatures.
- **Handling:** Handle the unit with care. Avoid dropping it or subjecting it to strong impacts.

## TROUBLESHOOTING

---

Problem	Possible Cause	Solution
---------	----------------	----------

Problem	Possible Cause	Solution
Device not charging	Power cable not connected properly; Power outlet not active; Hearing aids not seated correctly.	Ensure power cable is securely plugged into the station and outlet. Test the outlet with another device. Re-insert hearing aids, ensuring they are properly aligned with the charging contacts.
Charging takes longer than expected	Environmental factors (temperature); Hearing aid battery condition.	Ensure charging is done at room temperature. If issues persist, consult your hearing aid professional.
Hearing aids do not turn on/off automatically	Improper seating of hearing aids.	Ensure hearing aids are fully inserted and make proper contact with the charging pins.

## SPECIFICATIONS

Feature	Detail
Model	Connexx Charging Station B
ASIN	B0CQZ2FBZ2
Manufacturer	WSAUD A/S
Color	Black
Connector Type	Mini USB
Output Voltage	5 Volts (DC)
Power Source	AC
Charging Time	Approx. 4 hours (full charge), 30-minute fast charge
Special Features	Fast Charging, Automatic On/Off, Built-in Magnet

## Compatible Devices

The Connexx Charging Station B is compatible with the following hearing aid models:

- BiCore B-Li M Rugged
- M-Core B Li P
- B-HP: M-Core B Li HP

## WARRANTY INFORMATION

This product is covered by a manufacturer's warranty. For detailed information regarding warranty terms, conditions, and duration, please refer to the documentation provided with your purchase or contact the manufacturer directly. Keep your proof of purchase for warranty claims.





For technical assistance, troubleshooting not covered in this manual, or warranty inquiries, please contact the manufacturer:

**Manufacturer:** WSAUD A/S

*Please refer to the official Connexx website or your point of purchase for specific contact details.*

© 2024 Connexx. All rights reserved.

Related Documents

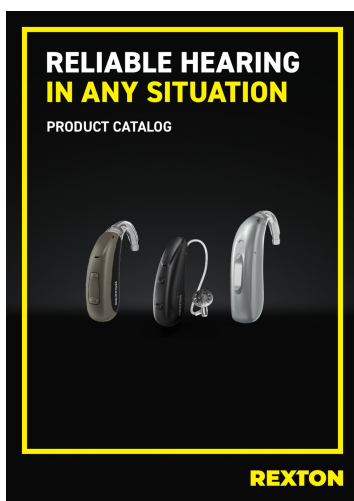
	<p><a href="#">connexX Travel Charger RIC User Guide: Charging Hearing Instruments</a></p> <p>Comprehensive user guide for the connexX Travel Charger RIC, detailing setup, charging procedures for hearing instruments, safety precautions, and maintenance. Learn how to efficiently charge your devices on the go.</p>
	<p><a href="#">Connexx Smart Connect User Guide: Features, Setup, and Operation</a></p> <p>This user guide provides comprehensive instructions for the Connexx Smart Connect, a device for remote control and audio streaming for hearing instruments. Learn about setup, pairing, audio streaming, phone calls, maintenance, and safety information.</p>
	<p><a href="#">Connexx Smart Mic User Guide: Seamless Audio and Control for Hearing Instruments</a></p> <p>Explore the Connexx Smart Mic user guide for detailed instructions on connecting, using, and maintaining this Bluetooth accessory. Enhance your hearing experience with features like phone calls, music streaming, remote microphone, and remote control for compatible hearing instruments.</p>
	<p><a href="#">Connexx Smart Connect User Guide</a></p> <p>User guide for the Connexx Smart Connect, a versatile device for audio streaming and remote control of hearing instruments, featuring Bluetooth connectivity and easy operation.</p>



#### [\[pdf\]](#) Accessories

SIV 15194 22 Rexton BiCore Product Portfolio v05 indd Our M Core hearing aids use proven MotionCore technology that automatically recognizes and adapts to different situations This ensures users can hear  
 rxproductportfolio 1 cdn hibuwbsites 2cdc55ec164043c9903223b12180ad78 files uploaded |||  
 HEARING SHOULDN T BE HARD WORK RELY ON REXTON FOR A SMOOTH ALL-ROUND HEARING EXPERIENCE BICORE MOT ... ime LEDs to show battery status of HI and Charger CONNEXX CHARGING STATION ROBUST AND FUNCTIONAL **Charging Station B-P** for M-Core P BTEs **Charging Station B-HP** for M-Core HP BTEs Charging Station R...

lang:en score:15 filesize: 8.47 M page\_count: 16 document date: 2022-10-12



#### [\[pdf\]](#) Catalog

SIV 19086 Rexton Costco Product Portfolio V3 hearing rextion 2024 04 |||  
 RELIABLE HEARING IN ANY SITUATION PRODUCT CATALOG RELY ON REXTON Life becomes a challenge when hearing starts to go. At Rexton, we won t let hearing loss hold people back. That s why we work hard to deliver proven hearing technology in the most reliable way. Rexton hearing aids get the job done ev...  
 lang:en score:13 filesize: 7.21 M page\_count: 24 document date: 2024-04-25



#### [\[pdf\]](#) Catalog

Signia Stretta effective for patients efficient you Aug 19 2021 — Building on the foundations of Contrast hearing aids aim to reduce barriers patient acceptance and ongoing Removing usage The range are developed especially Public Sector designed be solution Speech Quality delivers improved understanding other people s voices in noise by Product Catalog signia pro media uk images stretta leaflet catalogue product catalog |||  
 Information for Public Sector Audiologists Signia Stretta effective for patients, efficient for you 2 Removing barriers to acceptance and usage The Signia Stretta range of hearing aids are developed especially for the Public Sector, designed to be the effective and efficient solution to improve pa...  
 lang:en score:12 filesize: 5.77 M page\_count: 20 document date: 2021-08-05




### [\[pdf\]](#) Catalog

Stretta Product CatalogueSignia Signia ProStretta Catalog 2021cdn signia pro media uk images stretta leaflet and catalogue product catalog 2021 rev 83b2f0e95ef24c3aa2f118b7e2d8e258 |||

Information for Public Sector Audiologists Signia Stretta effective for patients, efficient for you 2 Removing barriers to acceptance and usage The Signia Stretta range of hearing aids are developed especially for the Public Sector, designed to be the effective and efficient solution to improve pa...

lang:en score:12 filesize: 5.77 M page\_count: 20 document date: 2021-08-05



### [\[pdf\]](#) Accessories Borchure Catalog

Product Catalog G8 G7 G6 G5 Feb 2024 3 and ensuring customers get a better overall experience With the latest connectivity options including MFi for iOS ASHA Android hearing damcdn audioservice brochure v2 684141b5 9758 4910 a795 7a2c92733f79 file failovermultiple |||

Product Catalog G8, G7, G6, G5 Hearing aids Accessories February 2024 Audio Service The smart ch ... Chargers Smart Mic Basic Charging Station Slim-RIC Travel Charger Charging Station Smart Key **Charging Station B/R** Travel Charger RIC Custom Charger Station Smart Transmitter 2,4 Universal C...

lang:en score:11 filesize: 6.4 M page\_count: 41 document date: 2023-11-13