

Soundcore P40i

Soundcore P40i by Anker Wireless Earbuds User Manual

Model: P40i (A3955)

INTRODUCTION

This manual provides essential information for the proper use and maintenance of your Soundcore P40i by Anker Wireless Earbuds. The P40i earbuds feature adaptive noise cancelling, extended battery life, robust audio performance, and a versatile charging case. Please read this manual thoroughly before using your earbuds.

WHAT'S IN THE BOX

- Soundcore P40i Earbuds
- Charging Case
- USB-C Charging Cable
- XS/S/L/XL Ear Tips (M size pre-installed)



Image: All components included in the Soundcore P40i package.

SETUP

1. Charging the Earbuds and Case

Before first use, fully charge the earbuds and the charging case. The case supports both USB-C cable charging and wireless charging.

- **USB-C Charging:** Connect the provided USB-C cable to the charging port on the case and to a power source.
- **Wireless Charging:** Place the charging case on a compatible wireless charging pad.

An LED indicator on the case will show the charging status. A full charge provides up to 12 hours of playtime for the earbuds and up to 60 hours with the charging case.



Image: Soundcore P40i charging case being charged wirelessly.

2. Pairing with Your Device

The Soundcore P40i earbuds utilize Bluetooth 5.3 for a stable and efficient connection. They also support Fast Pair for quick pairing with Android devices.

1. Open the charging case. The earbuds will automatically enter pairing mode.
2. On your device (smartphone, tablet, laptop), enable Bluetooth.
3. Select "Soundcore P40i" from the list of available Bluetooth devices.
4. Once connected, you will hear an audible confirmation.

For Android devices, Fast Pair allows for a seamless connection by simply opening the case near your device and confirming the prompt.



Image: Fast Pair feature in action, connecting earbuds to a smartphone.

OPERATING THE EARBUDS

1. Wearing the Earbuds

Select the ear tips that provide the best seal and comfort for your ears. A proper fit is crucial for optimal sound quality and noise cancellation.



Image: Detailed view of the Soundcore P40i earbuds.

2. Touch Controls

The earbuds feature intuitive touch controls for managing playback, calls, and noise modes. These controls can be customized via the Soundcore app.

- **Single Tap:** Play/Pause music (default).
- **Double Tap:** Next track (default).
- **Tap and Hold:** Volume control (default).

3. Noise Control Modes

The P40i earbuds offer adaptive active noise cancellation (ANC) and transparency modes.

- **Adaptive ANC:** Automatically detects ambient noise and adjusts cancellation levels for optimal quiet.
- **Transparency Mode:** Allows you to hear your surroundings while listening to audio, useful for awareness in busy environments.

These modes can be toggled and fine-tuned using the Soundcore app.

SMART NOISE CANCELLING

Auto-adjusts based on your environment.



Image: Smart Noise Cancelling in action, adapting to the user's environment.

4. Soundcore App Features

Enhance your listening experience by downloading the Soundcore app. The app provides access to:

- Customizable Equalizer (EQ) settings and presets.
- HearID Sound for personalized audio profiles based on your hearing.
- Gaming Mode and Movie Mode for optimized audio experiences.
- Find My Device feature to locate misplaced earbuds.



Speak Effortlessly with AI Calls

6 mics combined with a smart AI algorithm make sure your voice always takes priority.

Image: Soundcore app interface for customizing audio and controls.

5. 2-in-1 Charging Case and Phone Stand

The innovative charging case doubles as a phone stand, allowing for hands-free viewing of content on your smartphone. Simply open the case and extend the phone stand feature.

2-IN-1 CHARGING CASE AND PHONE STAND

Hands-free viewing when going on a trip.



Image: The 2-in-1 charging case functioning as a phone stand.

MAINTENANCE

Cleaning

- Regularly clean the ear tips and the mesh of the earbuds with a soft, dry cloth to prevent wax buildup and maintain sound quality.
- Wipe the charging case with a soft, dry cloth. Avoid using harsh chemicals or abrasive materials.

Storage

When not in use, store the earbuds in their charging case to protect them and ensure they remain charged.

TROUBLESHOOTING

- **Connectivity Issues:** Ensure Bluetooth is enabled on your device and the earbuds are in pairing mode. Try resetting the earbuds if problems persist.
- **Sound Quality:** Check ear tip fit. Use the Soundcore app's EQ settings to adjust audio to your preference.
- **Charging Problems:** Verify the USB-C cable is securely connected or the wireless charging pad is functioning correctly.

SPECIFICATIONS







Feature	Specification
Model Name	P40i (A3955)
Noise Control	Active Noise Cancellation
Connectivity Technology	Wireless (Bluetooth 5.3)
Bluetooth Range	10 Meters
Audio Driver Type	Dynamic Driver (11mm composite)
Microphones	6 (with AI algorithm for clear calls)
Battery Life (Earbuds)	Up to 12 hours (single charge)
Battery Life (with Charging Case)	Up to 60 hours
Water Resistance Level	IPX5
Control Method	Touch
Charging Interface	USB Type C, Wireless Charging
Item Weight	0.12 Pounds (1.92 ounces)
Product Dimensions	4.25 x 4.25 x 2.17 inches

WARRANTY AND SUPPORT

Your Soundcore P40i earbuds come with an 18-month limited warranty.

For FAQs, additional support, or to view the full user guide, please visit the official Soundcore website or contact customer support:

- **Email Support:** service@soundcore.com (for Middle East and Africa Only)
- **Email Support:** support@anker.com (for other regions)
- **Phone Support (US/Canada):** +1 (800) 988 7973
- **Phone Support (UK):** +44 (0) 1604 936200

	<p>Soundcore P40i Quick Start Guide</p> <p>The Soundcore P40i Quick Start Guide provides essential instructions for using your wireless earbuds, including app features, proper fitting, power on/pairing, charging, resetting, and control functions. Learn how to optimize your listening experience with the Soundcore app and ensure safe usage.</p>
	<p>Soundcore P40i True Wireless Earbuds Quick Start Guide</p> <p>This quick start guide provides essential instructions for the Soundcore P40i True Wireless Earbuds, covering setup, Bluetooth pairing, charging, control operations, and customer support information. Learn how to optimize your listening experience with the Soundcore app.</p>
	<p>Soundcore P40i Quick Start Guide: Wireless Earbuds Setup & Safety</p> <p>This quick start guide provides essential instructions for setting up, pairing, charging, and controlling your Soundcore P40i wireless earbuds. Learn about ear tip selection, touch controls, and important safety guidelines, including hearing protection and compliance information.</p>
	<p>soundcore P40i Wireless Earbuds Quick Start Guide</p> <p>Discover the soundcore P40i Quick Start Guide for wireless earbuds. Learn how to wear, power on, pair, charge, reset, and control your P40i earbuds. This guide includes essential safety instructions, warranty information, and contact details for optimal user experience and product support.</p>
	<p>soundcore P40i True Wireless Earbuds User Guide and Safety Information</p> <p>Discover the soundcore P40i True Wireless Earbuds with this comprehensive user guide. Learn about wearing, powering on, pairing, charging, touch controls, and important safety information. Includes details on 24-month warranty, FCC compliance, and proper disposal. Optimize your audio experience with soundcore P40i.</p>
	<p>soundcore P40i Quick Start Guide - Wireless Earbuds Setup & Controls</p> <p>Learn how to set up, wear, pair, charge, and control your soundcore P40i wireless earbuds with this comprehensive quick start guide. Includes important safety and compliance information for model A3955.</p>