

Manuals+

[Q & A](#) | [Deep Search](#) | [Upload](#)

manuals.plus /

› [AMAZTIM](#) /

› [AMAZTIM T3 Ultra GPS Smart Watch User Manual](#)

AMAZTIM T3 Ultra

AMAZTIM T3 Ultra GPS Smart Watch User Manual

Your comprehensive guide to setup, operation, and maintenance.

1. INTRODUCTION

Welcome to the AMAZTIM T3 Ultra GPS Smart Watch user manual. This guide provides detailed instructions to help you get the most out of your new smartwatch. The T3 Ultra is designed for durability and performance, featuring advanced GPS, comprehensive health monitoring, and robust construction.



Image: The AMAZTIM T3 Ultra GPS Smart Watch, showcasing its design and a call notification feature.

2. PACKAGE CONTENTS

Upon opening your AMAZTIM T3 Ultra package, you should find the following items:

- 1 x AMAZTIM T3 Ultra Smart Watch
- 1 x Magnetic Charging Base
- 1 x Stainless Steel Watchband
- 1 x Silicone Watchband
- 1 x User Manual
- Tools for watchband adjustment (for metal band)

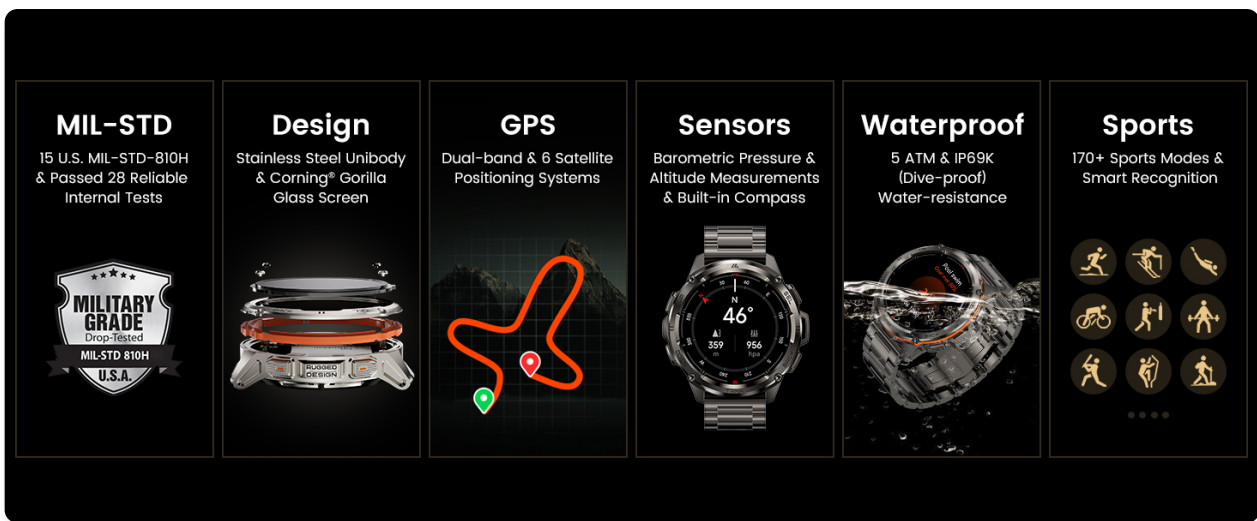


Image: Contents of the AMAZTIM T3 Ultra package.

3. SETUP

3.1 Charging the Smart Watch

Before initial use, fully charge your AMAZTIM T3 Ultra. Connect the magnetic charging base to a USB power source and align the watch with the charging pins until it snaps into place. The watch display will indicate charging status.

3.2 App Installation

To unlock the full potential of your smartwatch, download the **KOSPET FIT** app on your smartphone.

- Scan the QR code displayed on the watch screen or in the user manual.
- Alternatively, search for "KOSPET FIT" in the Google Play Store (for Android) or Apple App Store (for iOS).
- Install the app on your smartphone.

How to receive message or APP notification? iOS

1 Connect watch & phone via Bluetooth.

2 Go to "Device" and click to open "SMS".

3 Go to "Device" and click "App", then enable for desired apps.

4 Go to your phone's "Settings" to allow "KOSPET FIT" to access "Notifications".

1. Ensure the "KOSPET FIT" app remains active (Android users need to add the app to the whitelist in Settings). 2. Disable "Do Not Disturb" & "Low Power Mode". 3. Message sync won't occur if the app logged into other devices or phones in the chat interface.

Image: Instructions for connecting the smartwatch to your phone via the KOSPET FIT app.

3.3 Device Pairing

Follow these steps to pair your smartwatch with the KOSPET FIT app:

1. Ensure Bluetooth is enabled on your smartphone.
2. Open the KOSPET FIT app and create an account or log in.
3. Navigate to the "Device" section within the app.
4. Tap "Add a new device" and select "T3 Ultra" from the list of available devices.
5. Confirm the pairing request on both your watch and smartphone.
6. Allow necessary permissions for notifications and data synchronization.

4. OPERATING INSTRUCTIONS

4.1 Basic Navigation

The AMAZTIM T3 Ultra features a 1.43" AMOLED touchscreen and physical buttons for navigation:

- **Touchscreen:** Swipe up, down, left, or right to access different menus and features. Tap to select.
- **Physical Buttons:** The watch has multiple buttons (Power, Back, Sport, Select) for quick access to functions and navigation, especially useful when wearing gloves or in wet conditions.

4.2 Answering/Making Calls

With its built-in microphone and speaker, the T3 Ultra allows you to answer and make calls directly from your wrist when connected via Bluetooth to your smartphone.

4.3 Notifications

Receive social media notifications, text messages, and app alerts directly on your watch. Ensure notification permissions are granted in the KOSPET FIT app and your phone settings.

How to receive message or APP notification? Android

- 1** Connect watch & phone via Bluetooth.
- 2** Go to "Device" and click to open "SMS Reminder".
- 3** Go to "Device" and click the NOTE to allow "KOSPET FIT" to access "Notifications".
- 4** Go to "Device" and click "App Reminder", then enable for desired apps.

1. Ensure the "KOSPET FIT" app remains active (Android users need to add the app to the whitelist in Settings). 2. Disable "Do Not Disturb" & "Low Power Mode". 3. Message sync won't occur if the app logged into other devices or phones in the chat interface.

Image: Steps to enable message and app notifications for iOS.

Size & Packaging Included




Image: Steps to enable message and app notifications for Android.

4.4 Health Monitoring

The T3 Ultra provides comprehensive health data:

- **Heart Rate:** 24-hour continuous heart rate monitoring.
- **Blood Oxygen:** Real-time blood oxygen level measurement.
- **Sleep Tracking:** Monitors sleep stages (deep, light, REM) and daytime naps.
- **Pedometer:** Tracks steps taken and calories burned throughout the day.

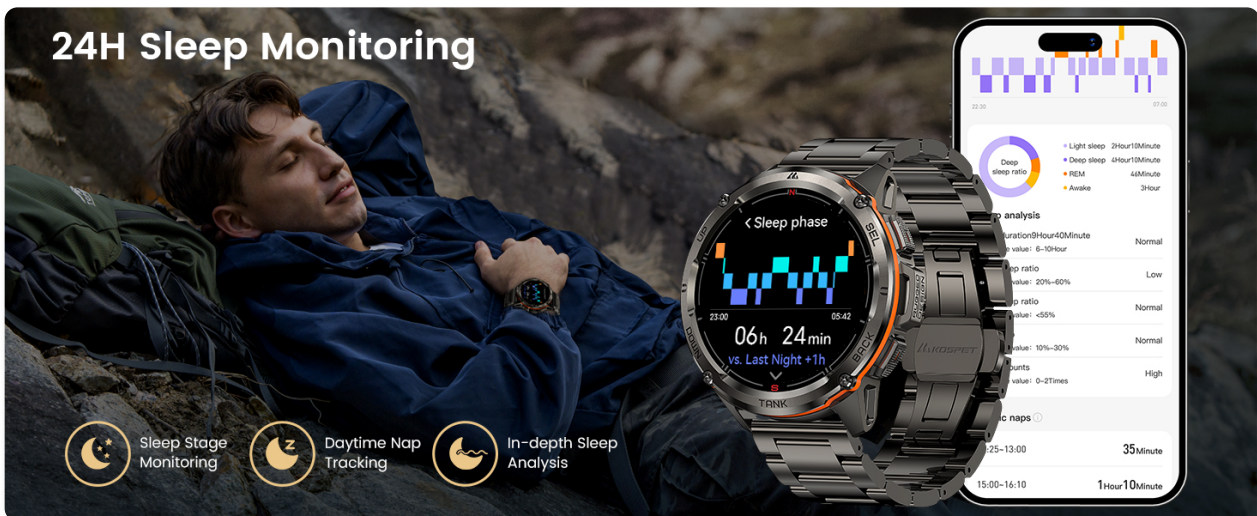


Image: Personal Health Monitoring Partner features.


4.5 Sports Modes & GPS

The smartwatch supports over 170 sports modes and 6 intelligent sports recognition features. Its built-in dual-band, 6-satellite GPS system ensures fast and accurate positioning for tracking outdoor activities.

Image: Over 170 sports modes supported by the smartwatch.

GPS & 6 Satellite Systems

Stray freely with AMAZTIM T3 Ultra that not only utilizes 6 satellite systems for reliable coverage, but picks up 11 and 15 satellite signals, to maintain signal strength and consistency for pinpoint GPS tracking, which is unhindered by environmental interference or the smartwatch's tough stainless steel unibody, even in dense downtown areas.



The six satellite navigation systems supported include GPS, Galileo, GLONASS, BeiDou, QZSS, and NAVIC (IRNSS).



Image: Trackable Adventures Await with built-in GPS.

4.6 AI Voice Assistant

Utilize the AI Voice Assistant for hands-free control. Give voice commands to check weather, play music, set alarms, or make calls.



Image: AI Voice Assistant functionality.

4.7 Compass, Altimeter & Barometric Pressure

For outdoor enthusiasts, the T3 Ultra includes an internal compass, altimeter, and barometric pressure sensors to provide real-time environmental data.



Image: Compass, Altitude, and Air Pressure features.

5. CUSTOMIZATION

5.1 Watch Faces

Personalize your smartwatch with over 500 dazzling watch faces available for download via the KOSPET FIT app, including options for "Always On Display" mode.

Wide Compatibility

Note: The smartwatch is compatible with iOS 10.0+ and Android 5.1+ smartphone devices

IOS Device:



iPhone16 series



iPhone15 series



iPhone14 series



iPhone13 series



iPhone12 series



Android Device:



Galaxy series



Piexl series



Xiaomi series



Huawei series



Other series



Image: Watch face customization options.

5.2 Changing Watchbands

The AMAZTIM T3 Ultra comes with both a stainless steel and a silicone watchband. Use the provided tools to easily swap between bands to suit your activity or style.

Video: Official product video showcasing the AMAZTIM T3 Ultra with its stainless steel watchband, highlighting its design and ease of adjustment.

6. MAINTENANCE

6.1 Waterproofing

The T3 Ultra is 5ATM waterproof and IP69K rated, allowing immersion in up to 50 meters of water. It is suitable

for swimming and diving. **Note:** Do not wear the smartwatch in a sauna to protect its sealing effectiveness from water vapor.

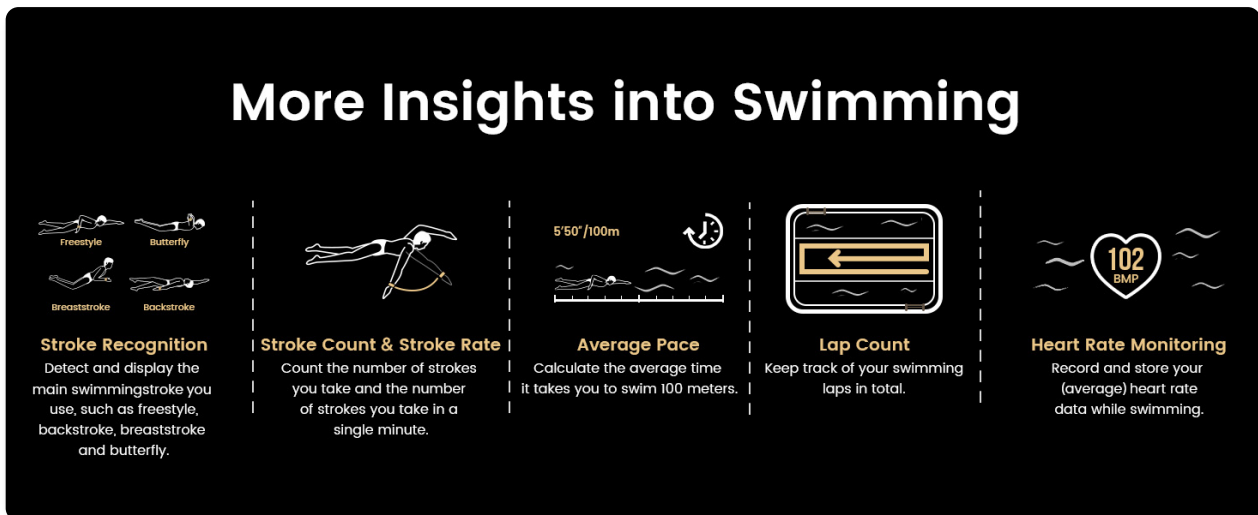


Image: The smartwatch's 5ATM and IP69K waterproof capabilities during swimming.

6.2 Cleaning

Regularly clean your smartwatch and bands with a soft, damp cloth. Avoid harsh chemicals that may damage the materials.

7. TROUBLESHOOTING

- **Watch not turning on:** Ensure the watch is fully charged.
- **Cannot pair with phone:** Check if Bluetooth is enabled on your phone and the watch is within range. Restart both devices and try pairing again.
- **Notifications not received:** Verify app permissions in KOSPET FIT and your phone's settings. Ensure the app is running in the background.
- **Inaccurate health data:** Ensure the watch is worn snugly on your wrist. Avoid excessive movement during measurements.

8. SPECIFICATIONS

- **Model:** T3 Ultra
- **Display:** 1.43 Inches AMOLED, 1000NIT brightness
- **Body Material:** Stainless Steel (MIL-STD-810H certified)
- **Screen Material:** Corning Gorilla Glass, Mohs hardness up to 9H
- **Battery Capacity:** 470mAh Lithium Polymer
- **Battery Life:** Up to 2 weeks (normal use), 40+ days (power saving mode)
- **Water Resistance:** 5ATM (50M), IP69K
- **Positioning:** Built-in GPS, Dual-band & 6 Satellite Positioning Systems
- **Sensors:** Compass, Altimeter, Barometric Pressure, Heart Rate, Blood Oxygen
- **Connectivity:** Bluetooth
- **Compatibility:** Android 5.1+ / iOS 10.0+
- **Sports Modes:** 170+

9. WARRANTY AND SUPPORT

For warranty information and customer support, please refer to the official AMAZTIM website or contact their customer service directly. The user manual included in your package may also contain specific warranty details.