



Manuals.plus /

› MSmask /

› MSmask Queen Bed Frame Instruction Manual - Model: Velvet Queen Bed Frame

MSmask velvet queen bed frame

MSmask Queen Bed Frame with 4 Storage Drawers and LED Lights - Instruction Manual

Model: Velvet Queen Bed Frame

1. PRODUCT OVERVIEW

This manual provides detailed instructions for the assembly, operation, and maintenance of your MSmask Queen Bed Frame. This bed frame features a velvet upholstered headboard with adjustable height, integrated RGB LED lighting, built-in USB and Type-C charging ports, and four under-bed storage drawers on wheels.



Image 1: Fully assembled MSmask Queen Bed Frame with LED lights and open storage drawers.

2. SAFETY INFORMATION

Please read and understand all safety warnings and instructions before assembly and use. Failure to follow these instructions may result in injury or product damage.

- Do not exceed the maximum weight recommendation of 1000 pounds for the Queen size bed frame.
- Ensure the bed frame is assembled correctly and all fasteners are tightened to prevent instability.
- Be careful around sharp edges during assembly and when handling components.
- Exercise caution when handling LED lights and electrical components to avoid electrical hazards.
- Keep small parts away from children during assembly to prevent choking hazards.

3. PACKAGE CONTENTS

Verify that all components listed below are present before beginning assembly. If any parts are missing or damaged, please contact customer support.

- Headboard
- Footboard
- Side Rails
- Wooden Slats
- Metal Frame Components
- 4 Storage Drawers
- LED Lights Strip
- Remote Control for LED Lights
- Assembly Hardware (screws, bolts, Allen wrench)
- Installation Manual

4. ASSEMBLY INSTRUCTIONS

Assembly requires two adults and approximately 60-90 minutes. Follow the steps provided in the included installation manual and the video below. All parts are labeled for easy identification.


4.1. Assembly Overview Video

Your browser does not support the video tag.

Video 1: Detailed installation guide for the MSmask Bed Frame. This video demonstrates the step-by-step assembly process for the bed frame components, including the headboard, footboard, side rails, and slat system.

4.2. Key Assembly Features

- **Snap-on Assembly:** The bed frame utilizes a snap-on design for quick and efficient assembly of the wooden slats to the metal frame.
- **Stable Structure:** Designed with mute bars to eliminate squeaks, ensuring a quiet sleeping environment.
- **Embedded Footboard:** Features a round edge design to prevent accidental bumps.



Snap-on Assembly

simple&fast, save your time and energy



Stable Structure

with mute bars for eliminating squeaks



Embedded Footboard

round edge design for preventing bumps



Image 2: Visual representation of the snap-on assembly mechanism, mute bars for noise reduction, and the rounded embedded footboard.

5. OPERATING INSTRUCTIONS

5.1. LED Lighting System

The integrated RGB LED lights offer customizable ambiance for your bedroom. Control the lights using the included remote control or a dedicated mobile application.

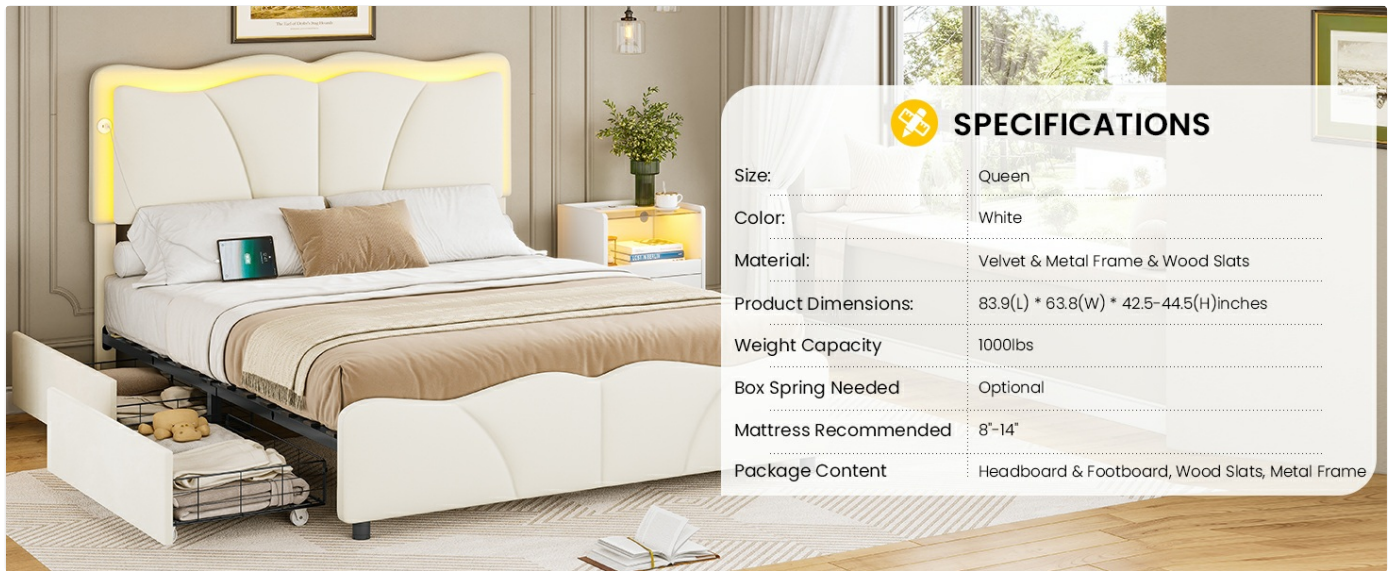
- **Color Options:** Choose from over 60,000 vibrant colors.
- **Brightness & Speed:** Adjust brightness and speed from 0-100 levels.
- **Dynamic Modes:** Select from 29 dynamic lighting modes.
- **Special Functions:** Utilize mic and timing functions for enhanced control.



Image 3: The bed frame illuminated by RGB LED lights, showcasing various color options and control methods.

5.2. Built-in Charging Ports

The headboard includes one Type-C and one USB port for convenient charging of mobile devices such as phones, earphones, tablets, and Kindles.



SPECIFICATIONS	
Size:	Queen
Color:	White
Material:	Velvet & Metal Frame & Wood Slats
Product Dimensions:	83.9(L) * 63.8(W) * 42.5-44.5(H)inches
Weight Capacity	1000lbs
Box Spring Needed	Optional
Mattress Recommended	8"-14"
Package Content	Headboard & Footboard, Wood Slats, Metal Frame

Image 4: A close-up view of the headboard with a tablet connected to the built-in USB charging port.

5.3. Height Adjustable Headboard

The velvet upholstered headboard can be adjusted in height from 42.5 inches to 44.5 inches, accommodating mattresses with heights between 8 and 14 inches.

Height Adjustable Floral Headboard



Image 5: A visual guide demonstrating the adjustable height feature of the headboard.

5.4. Storage Drawers

The bed frame includes four storage drawers, each equipped with four wheels for smooth operation. Each drawer also features a closing buckle to prevent accidental opening.



Image 6: Detail of a storage drawer, highlighting the smooth wheels and the locking system for secure closure.

5.5. Product Features Video

Your browser does not support the video tag.

Video 2: Overview of the MMask Velvet Bed Frame with Storage. This video highlights the key features of the bed frame, including the velvet upholstery, storage drawers, and overall design.

6. MAINTENANCE

Regular maintenance helps prolong the life and appearance of your bed frame.

- **Cleaning Velvet Upholstery:** Gently vacuum the velvet fabric regularly to remove dust. For spills, blot immediately with a clean, dry cloth. For stubborn stains, consult a professional upholstery cleaner. Avoid harsh chemicals.
- **Frame Care:** Wipe the metal and wooden components with a soft, damp cloth. Avoid abrasive cleaners.
- **LED Lights:** Ensure the LED strip and connections are dry. Do not attempt to repair the LED strip yourself; contact

customer support if issues arise.

- **Hardware Check:** Periodically check all bolts and screws to ensure they remain tight. Retighten as necessary.

7. TROUBLESHOOTING

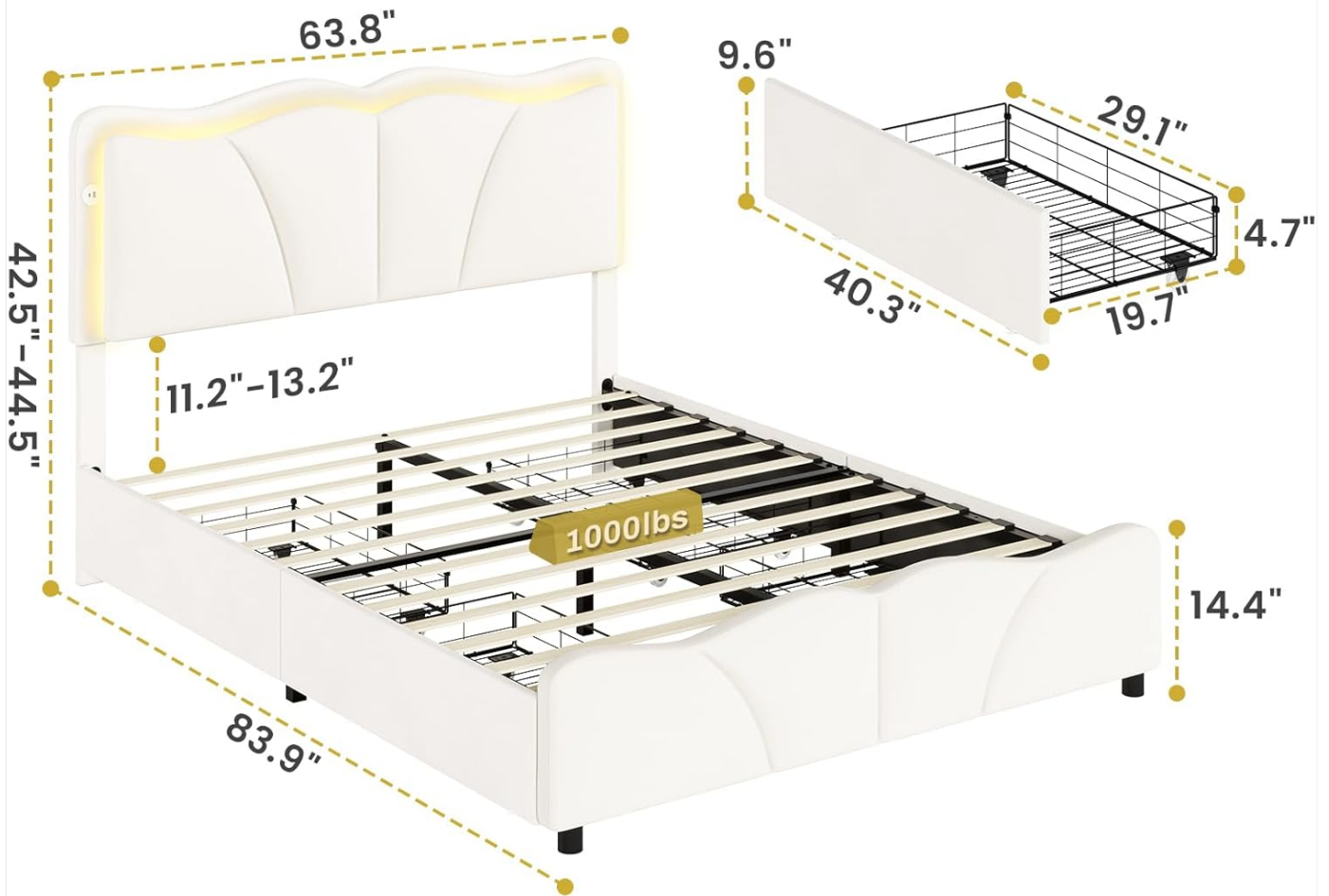
If you encounter any issues with your bed frame, refer to the following common solutions:

Problem	Possible Cause	Solution
Bed frame is squeaking.	Loose connections or improper slat placement.	Ensure all bolts are tightened. Verify that the wooden slats are correctly seated and the mute bars are in place.
LED lights are not working.	Power connection issue, remote control battery, or damaged strip.	Check if the power adapter is securely plugged in. Replace remote control batteries. If the issue persists, contact customer support.
Storage drawers do not slide smoothly or open unintentionally.	Obstruction, damaged wheels, or closing buckle not engaged.	Clear any obstructions under the bed. Inspect drawer wheels for damage. Ensure the closing buckle is properly engaged when closing the drawer.
Headboard height adjustment is difficult.	Mechanism obstruction or misaligned posts.	Ensure no bedding or objects are obstructing the adjustment mechanism. Gently guide the headboard posts during adjustment.

8. SPECIFICATIONS

Feature	Detail
Size	Queen
Product Dimensions (L x W x H)	83.9" x 63.8" x 42.5"-44.5"
Material	Metal, Velvet Upholstery
Weight Capacity	1000 pounds
Headboard Material	Velvet
Storage Options	4 Drawers on Wheels
Special Features	Adjustable Headboard, RGB LED Lights, Type C & USB Charging Ports, Noise-Free Design, No Box Spring Needed
Assembly Required	Yes
Item Weight	104 pounds
UPC	704090270489

Queen Size



MAX Weight Capacity:1000lbs

Image 7: Detailed dimensions for the MSmask Queen Bed Frame, including headboard height, overall length, width, and drawer dimensions.

9. WARRANTY AND SUPPORT

For specific warranty information, please refer to the documentation included with your purchase or contact the retailer. If you have any questions regarding the assembly, operation, or maintenance of your MSmask Queen Bed Frame, please contact MSmask customer support for assistance.

