

PRITOM L10

PRITOM TAB11 Tablet User Manual

Model: L10

INTRODUCTION

This manual provides essential information for the safe and effective use of your PRITOM TAB11 Tablet. Please read it thoroughly before operating the device and retain it for future reference.

The PRITOM TAB11 is a 10-inch Android 13 tablet featuring an Octa-Core processor, 8GB RAM (expandable), 128GB storage (expandable up to 1TB via micro SD), Wi-Fi 6 connectivity, HD IPS display, and dual cameras. It is designed for a smooth user experience, supporting various applications and multimedia consumption.

WHAT'S IN THE BOX

- 1 x PRITOM TAB11 Tablet
- 1 x Charger
- 1 x USB-C Cable
- 1 x User Guide
- 1 x CS Card
- 1 x Extra Leather Case

PRODUCT OVERVIEW

Familiarize yourself with the physical components of your PRITOM TAB11 Tablet.



Image: Front and back view of the PRITOM TAB11 Tablet, showcasing its sleek design and rear camera module.



Android 13



10.1 '
Large Display



WiFi 6



Dual Camara
2+8 MP



RAM 8 GB +
ROM 128 GB



Octa-Core CPU



1280*800 HD IPS



8000mAh
Battery



Image: Diagram highlighting key features of the PRITOM TAB11 Tablet, including Android 13, 10.1" display, Wi-Fi 6, dual cameras, 8GB RAM, 128GB ROM, Octa-Core CPU, and 8000mAh battery.



Image: Detailed diagram showing the location of the power button, volume buttons, reset button, Type-C port, headphone jack, dual card slot, 2.0 MP front camera, 8.0 MP rear camera, and speakers on the PRITOM TAB11 Tablet.

SETUP

Initial Charging

Before first use, fully charge your PRITOM TAB11 Tablet. Connect the provided USB-C cable to the tablet's Type-C port and the other end to the charger. Plug the charger into a power outlet. The battery indicator on the screen will show charging progress. A full charge typically takes several hours.

Powering On/Off

- To power on: Press and hold the **Power Button** until the screen lights up.
- To power off: Press and hold the **Power Button** until a power-off menu appears. Select "Power off" and confirm.
- To restart: From the power-off menu, select "Restart".

First-Time Setup Wizard

Upon first power-on, the tablet will guide you through an initial setup process:

1. **Language Selection:** Choose your preferred language.
2. **Wi-Fi Connection:** Select your Wi-Fi network and enter the password to connect to the internet. The tablet supports Wi-Fi 6 for faster connectivity.
3. **Google Account Setup:** Sign in with your existing Google account or create a new one. This is necessary to access the Google Play Store and other Google services.
4. **Date & Time:** Set the correct date and time, or allow the tablet to set it automatically via network.
5. **Security:** Set up a screen lock (PIN, pattern, or password) for security.
6. **Restore Data:** If you have a previous Android device, you may choose to restore data from a backup.

Inserting a Micro SD Card

The tablet supports up to 1TB expandable storage via a micro SD card. Locate the dual card slot on the side of the tablet. Gently insert the micro SD card into the designated slot until it clicks into place.

OPERATING THE TABLET

Navigation and Interface

- **Home Screen:** The main screen where you can access apps, widgets, and shortcuts.
- **Notification Panel:** Swipe down from the top of the screen to access notifications and quick settings.
- **App Drawer:** Swipe up from the bottom of the screen to view all installed applications.
- **Recent Apps:** Tap the square navigation button (or swipe up and hold from the bottom if using gesture navigation) to see recently used applications.

Downloading Applications

Your PRITOM TAB11 is Google Certified (GMS certification), allowing full access to the Google Play Store.

1. Open the **Play Store** app.
2. Search for the desired application (e.g., Netflix, Facebook, YouTube, TikTok).
3. Tap "Install" to download and install the app.

TAB 11 Tablet with GMS Certification

Got GMS certified, you are easy to access to the games and apps on Play store.



Image: The PRITOM TAB11 Tablet displaying various popular applications available from the Google Play Store, such as TikTok, Pinterest, Netflix, and Facebook.

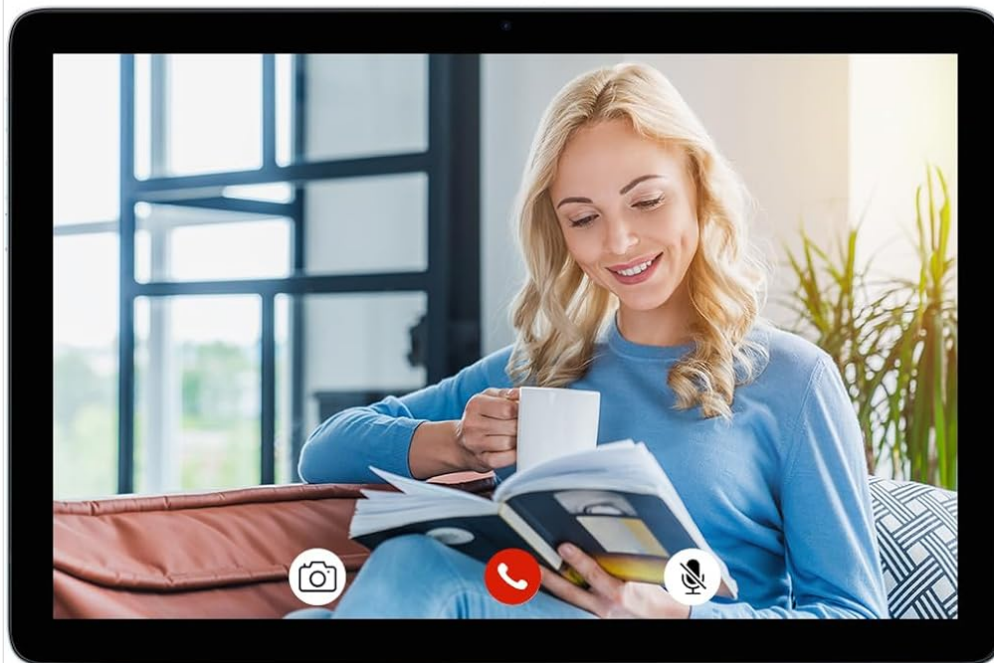

Camera Usage

The tablet features a 2.0 MP front camera and an 8.0 MP rear camera.

- Open the **Camera** app.
- Tap the shutter button to take photos.
- Switch between front and rear cameras using the camera icon.
- Select video mode to record videos.

Dual Camera

8.0
MP
Rear



2.0
MP
Front

Image: Illustration of the PRITOM TAB11 Tablet's dual camera capabilities, showing an 8.0 MP rear camera capturing a snowy landscape and a 2.0 MP front camera used for video calls.

Display and Eye Health Mode

The 10-inch HD IPS display provides clear visuals. Activate the **Eye Health mode** in settings to filter out blue light and optimize backlight for a more comfortable reading experience, reducing visual fatigue.

1280*800 HD IPS Display

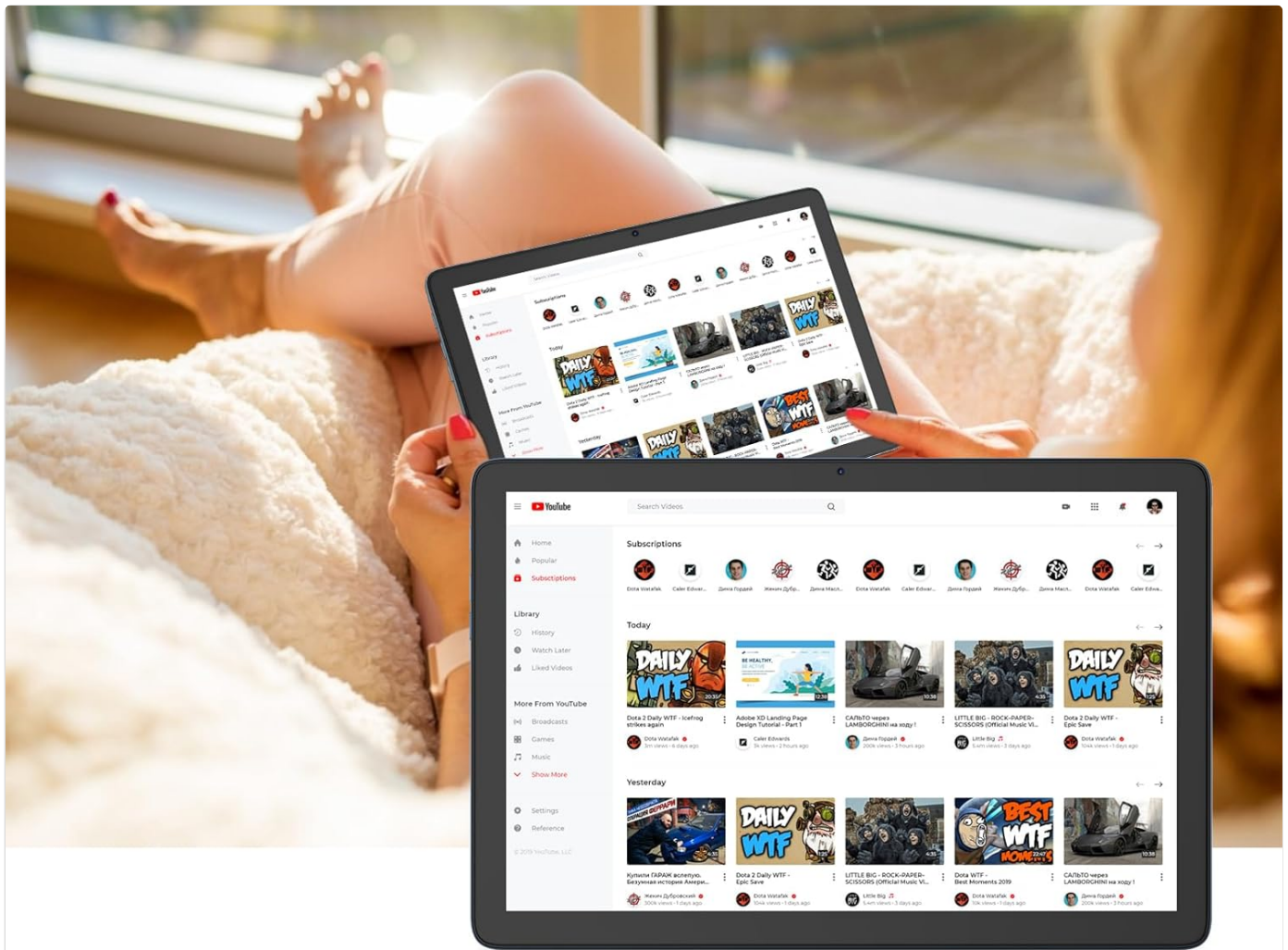
PRITOM TAB 11 meets all your daily, you can use it for work, learn and play, it gives you HD visual experience



Image: A person using the PRITOM TAB11 Tablet outdoors, demonstrating the clarity and vibrancy of its 1280x800 HD IPS display for work, learning, and play.

Battery Life

The 8000mAh battery, combined with a low-power CPU, provides over 8 hours of usage per day for mixed activities like watching videos, streaming, and reading.



8000 mAh Large Capacity

Mixed use for more than 10 hours, You can download the apps from Play Store, it is great for entertainment and travelling.

Image: Two PRITOM TAB11 Tablets being used for entertainment, illustrating the long-lasting 8000mAh battery capacity suitable for extended mixed use and travel.

Connectivity

- **Wi-Fi:** Supports 5Ghz Wi-Fi and Wi-Fi 6 for fast and stable internet connection.
- **Bluetooth:** Connect to Bluetooth headphones, speakers, and other devices.
- **FM Radio:** The tablet includes an FM radio function.

MAINTENANCE

Battery Care

- Avoid completely draining the battery frequently.
- Do not expose the tablet to extreme temperatures (hot or cold).
- Use only the provided charger and USB-C cable.

Cleaning

- Use a soft, lint-free cloth to clean the screen and body.
- Avoid using harsh chemicals, abrasive cleaners, or aerosol sprays.
- For stubborn smudges, slightly dampen the cloth with water.

Software Updates

Periodically check for system updates to ensure optimal performance and security. Go to**Settings > System > System update** to check for and install available updates.

TROUBLESHOOTING

Problem	Possible Cause	Solution
Tablet does not power on.	Low battery; system crash.	Charge the tablet for at least 30 minutes. If still unresponsive, press and hold the power button for 10-15 seconds to force a restart. If that fails, use the reset button (if available, refer to Product Overview diagram).
Screen is unresponsive or frozen.	App crash; system error.	Press and hold the power button for 10-15 seconds to force a restart. Close background apps regularly.
Wi-Fi connection issues.	Incorrect password; router issue; tablet Wi-Fi off.	Ensure Wi-Fi is enabled. Re-enter Wi-Fi password. Restart your Wi-Fi router. Forget the network and reconnect.
Battery drains quickly.	Too many background apps; high screen brightness; heavy usage.	Close unused apps. Reduce screen brightness. Disable Wi-Fi/Bluetooth when not in use. Limit continuous heavy usage (e.g., gaming, video streaming).
Apps are slow or lagging.	Insufficient RAM; too many apps running; low storage.	Close background applications. Clear app caches. Free up internal storage. Restart the tablet.

SPECIFICATIONS

Feature	Detail
Brand	PRITOM
Model Name	L10 (TAB11)
Operating System	Android 13
Screen Size	10.1 Inches
Screen Resolution	1280 x 800 Pixels (HD IPS Display)
Processor	Octa-Core 64 Bit (1.8 GHz Allwinner)
RAM	8 GB (+4GB Expand)
Internal Storage	128 GB

Feature	Detail
Expandable Storage	Micro SD card slot (up to 1TB)
Wireless Type	802.11ax (Wi-Fi 6), 5Ghz Wi-Fi
Bluetooth	Yes
Rear Camera	8.0 MP
Front Camera	2.0 MP
Battery Capacity	8000mAh Lithium Polymer
Average Battery Life	8+ Hours (mixed use)
Item Weight	2.12 pounds
Product Dimensions	9.5 x 6.3 x 0.3 inches
Color	Gray

OFFICIAL PRODUCT VIDEOS

Watch these official videos for additional information and visual guides on your PRITOM TAB11 Tablet.

Your browser does not support the video tag.

Video: An official overview of the PRITOM TAB11 Tablet, highlighting its WIFI6 and 128GB storage capabilities. This video provides a visual demonstration of the tablet's features and performance.

WARRANTY & SUPPORT

Your PRITOM TAB11 Tablet comes with a **1-year worry-free guarantee**. If you encounter any quality issues with the tablet, you are eligible for a free replacement.

The PRITOM team is dedicated to providing a pleasant shopping experience and reliable customer service. For any problems or technical support, please do not hesitate to contact us via email. We are committed to providing timely technical support and excellent customer service.

For more information and support, you can visit the official PRITOM Store:[PRITOM Official Store](#)

