

## Silvercrest STLH 8 D1

# Silvercrest Table Air Cooler STLH 8 D1 User Manual

Model: STLH 8 D1

## 1. IMPORTANT SAFETY INSTRUCTIONS

Please read this instruction manual thoroughly before using the Silvercrest Table Air Cooler STLH 8 D1. Keep this manual for future reference. Failure to follow these instructions may result in electric shock, fire, or serious injury.

- Do not immerse the appliance, power cord, or plug in water or other liquids.
- Ensure the power supply voltage matches the rating label on the appliance.
- Unplug the appliance from the power outlet when not in use, before filling the water tank, and before cleaning.
- Do not operate the appliance with a damaged cord or plug, or after the appliance malfunctions or has been damaged in any manner.
- Keep the appliance out of reach of children. This appliance is not intended for use by persons (including children) with reduced physical, sensory or mental capabilities, or lack of experience and knowledge, unless they have been given supervision or instruction concerning use of the appliance by a person responsible for their safety.
- Place the appliance on a stable, flat, and dry surface.
- Do not block the air inlets or outlets.
- Only use clean tap water in the water tank. Do not add any chemical additives or fragrances.
- Avoid tilting or moving the appliance when the water tank is full to prevent water spillage.

## 2. PRODUCT OVERVIEW

The Silvercrest Table Air Cooler STLH 8 D1 is a compact and portable evaporative air cooler designed to cool and humidify the air using pure water. It features three air speed levels, a dimmable LED mood light with 7 colors, and a convenient carrying handle.



Figure 2.1: Front view of the Silvercrest Table Air Cooler STLH 8 D1, showing the blue LED light and simulated airflow.

## 2.1 Components

- Air Cooler Unit
- Water Tank (700 ml capacity)
- Control Panel (Power, Fan Speed, Light)
- Air Outlet Grille
- Carrying Handle
- USB-C Port



Figure 2.2: Top view of the air cooler, highlighting the integrated carrying handle and the touch control buttons for power, fan speed, and light.

### 3. WHAT'S IN THE BOX

---

Upon opening the packaging, please ensure all the following items are present and in good condition:

- Silvercrest Table Air Cooler STLH 8 D1
- Power adapter with USB-C cable
- Instruction Manual (this document)

### 4. SETUP

---

#### 4.1 Placement

Place the air cooler on a flat, stable, and level surface. Ensure there is adequate space around the unit for proper airflow (at least 10 cm from walls or other objects).

#### 4.2 Filling the Water Tank

1. Carefully open the water tank cover.
2. Fill the water tank with clean tap water. The maximum capacity is 700 ml. Do not overfill.
3. For enhanced cooling, you may add ice cubes directly into the water tank.
4. Securely close the water tank cover.



Figure 4.1: Illustration of adding ice cubes to the 700ml water tank for improved cooling performance.

### 4.3 Connecting Power

Connect the USB-C cable to the port on the back of the air cooler and plug the power adapter into a suitable electrical outlet. The unit is now ready for operation.

## 5. OPERATING INSTRUCTIONS

---

The Silvercrest Table Air Cooler features intuitive touch controls located on the top panel.



Figure 5.1: The control panel with icons for light, fan speed, and power.

## 5.1 Power On/Off

- To turn on the appliance, touch the **Power button** (*circle with vertical line*) once. The unit will start operating at the lowest fan speed.
- To turn off the appliance, touch the **Power button** again.

## 5.2 Adjusting Fan Speed

The air cooler has 3 fan speed levels (plus off). To cycle through the speeds:

- Touch the **Fan Speed button** (*three fan blades icon*) repeatedly to select your desired speed: Level 1, Level 2, Level 3.

## 5.3 Controlling LED Mood Light

The integrated LED mood light offers 7 colors and a color-changing mode, with 3 dimming levels.

- Touch the **Light button** (*sun icon*) once to turn on the light.
- Subsequent touches will cycle through the 7 colors and the automatic color-changing mode.

- To adjust the brightness, press and hold the **Light button**. The light intensity will cycle through 3 dimming levels. Release the button at your desired brightness.
- To turn off the LED light, continue pressing the **Light button** until it switches off, or turn off the main power.

## 6. MAINTENANCE

---

Regular cleaning and maintenance will ensure optimal performance and extend the lifespan of your air cooler.

### 6.1 Cleaning the Water Tank

1. Unplug the appliance from the power outlet.
2. Empty any remaining water from the tank.
3. Wipe the inside of the water tank with a soft, damp cloth. For stubborn deposits, a mild detergent can be used, followed by thorough rinsing.
4. Allow the tank to air dry completely before refilling or storing.

### 6.2 Cleaning the Exterior

Wipe the exterior surfaces of the air cooler with a soft, damp cloth. Do not use abrasive cleaners or solvents, as these may damage the finish.

### 6.3 Storage

If the appliance will not be used for an extended period, empty and clean the water tank and the unit thoroughly. Store the air cooler in a cool, dry place, away from direct sunlight and extreme temperatures.

## 7. TROUBLESHOOTING

---

Problem	Possible Cause	Solution
Appliance does not turn on.	No power supply.	Check if the power adapter is securely plugged into the unit and the wall outlet. Ensure the outlet is functional.
No cooling effect.	Water tank is empty.	Fill the water tank with clean water.
Weak airflow.	Air inlets/outlets are blocked.	Ensure nothing is obstructing the air inlets or outlets.
Unusual noise during operation.	Appliance is not on a level surface or internal component issue.	Place the appliance on a flat, stable surface. If noise persists, contact customer support.
LED light not working.	Light function is off.	Press the Light button to activate the LED light.

If the problem persists after attempting the above solutions, please contact Silvercrest customer support.

## 8. SPECIFICATIONS

---

Model Number	STLH 8 D1
Dimensions (L x W x H)	Approx. 177 x 167 x 178 mm (7 x 6.6 x 7 inches)
Weight	Approx. 810 g (1.79 lbs)
Input Power	10 W

Voltage	5 V DC
Water Tank Capacity	700 ml
Operating Duration (full tank)	Up to 7 hours
USB Cable Length	100 cm
Fan Speed Levels	0, 1, 2, 3
LED Light Dimming Levels	3
Noise Level	Max. 49 dB(A)
Control Type	Touch Control



## 9. WARRANTY AND SUPPORT





For warranty information and customer support, please refer to the warranty card included with your purchase or visit the official Silvercrest website. Keep your proof of purchase for any warranty claims.

For technical assistance or inquiries, please contact Silvercrest customer service through the contact details provided in your product documentation.



### Related Documents - STLH 8 D1

	<p><a href="#">SilverCrest SEMK 105 B2 Ice Maker User Manual</a></p> <p>Comprehensive user manual for the SilverCrest SEMK 105 B2 ice maker, covering setup, operation, safety instructions, troubleshooting, and technical specifications. Learn how to make ice efficiently and safely.</p>
	<p><a href="#">Silvercrest Ice Cream Maker SECM 12 A1 - Operating Instructions and Recipes</a></p> <p>Comprehensive operating instructions, safety guidelines, troubleshooting tips, and recipes for the Silvercrest SECM 12 A1 Ice Cream Maker.</p>

<div><div>SILVERCREST</div><div></div><div><div>MOBILE LÜFTKÜHLER / PORTABLE AIR COOLER / RAFRACHISSEUR D'AIR MOBILE - SML 330 A1</div><div><div>MOBILE LÜFTKÜHLER</div><div>MOBILE LÜFTKÜHLER</div><div>PORTABLE AIR COOLER</div><div>RAFRACHISSEUR D'AIR MOBILE</div><div>MOBILE LÜFTKÜHLER</div><div>MOBILE LÜFTKÜHLER</div><div>MOBILE LÜFTKÜHLER</div><div>MOBILE LÜFTKÜHLER</div><div>MOBILE LÜFTKÜHLER</div><div>MOBILE LÜFTKÜHLER</div></div><div><div>MOBILE LÜFTKÜHLER</div><div>MOBILE LÜFTKÜHLER</div><div>PORTABLE AIR COOLER</div><div>RAFRACHISSEUR D'AIR MOBILE</div><div>MOBILE LÜFTKÜHLER</div><div>MOBILE LÜFTKÜHLER</div><div>MOBILE LÜFTKÜHLER</div><div>MOBILE LÜFTKÜHLER</div><div>MOBILE LÜFTKÜHLER</div><div>MOBILE LÜFTKÜHLER</div><div>MOBILE LÜFTKÜHLER</div></div></div><div><div>IAN 446389_2307</div><div>DE EN FR ES IT</div></div></div>	<p><a href="#">SilverCrest SML 330 A1 Mobiler Luftkühler Bedienungsanleitung</a></p> <p>Umfassende Bedienungsanleitung für den SilverCrest SML 330 A1 mobilen Luftkühler. Erfahren Sie mehr über Installation, Bedienung, Sicherheitshinweise und Wartung dieses Geräts.</p>
<div><div>SILVERCREST</div><div></div><div><div>TISCHVENTILATOR / DESK FAN / VENTILATEUR DE TABLE - STVT 21 B1</div><div><div>TISCHVENTILATOR</div><div>DESK FAN</div><div>VENTILATEUR DE TABLE</div><div>TAFELVENTILATOR</div><div>WENTYLATOR STOLOWY</div><div>STOLNE VENTILATOR</div></div><div><div>TISCHVENTILATOR</div><div>DESK FAN</div><div>VENTILATEUR DE TABLE</div><div>TAFELVENTILATOR</div><div>WENTYLATOR STOLOWY</div><div>STOLNE VENTILATOR</div></div></div><div><div>IAN 384781_2107</div><div>DE EN FR ES IT</div></div></div>	<p><a href="#">SILVERCREST STVT 21 B1 Tischventilator Bedienungsanleitung</a></p> <p>Umfassende Bedienungsanleitung für den SILVERCREST STVT 21 B1 Tischventilator. Enthält Sicherheitshinweise, Bedienung, Reinigung und Garantieinformationen.</p>
<div><div></div><div><div>IAN 446336_2403</div><div>IAN 446336_2403</div></div></div>	<p><a href="#">SilverCrest SADL 300 B2 Ultrasonic Aromatherapy Diffuser User Manual</a></p> <p>User manual for the SilverCrest SADL 300 B2 Ultrasonic Aromatherapy Diffuser, covering safety instructions, operation, technical specifications, and troubleshooting.</p>
<div><div>SILVERCREST</div><div>SHORT MANUAL</div><div></div><div><div>MISTING PEDESTAL FAN - SSVS 70 C3</div><div><div>MISTING PEDESTAL FAN</div><div>STOLNOVÝ VENTILATOR S FUNKČÍ ROZPRÁŠOVÁNÍ MIST</div></div><div><div>MISTING PEDESTAL FAN</div><div>STOLNOVÝ VENTILATOR S FUNKČÍ ROZPRÁŠOVÁNÍ MIST</div></div></div><div><div>IAN 446356_2307</div><div>DE EN FR ES IT</div></div></div>	<p><a href="#">SilverCrest Misting Pedestal Fan SSVS 70 C3 User Manual</a></p> <p>Comprehensive user manual for the SilverCrest Misting Pedestal Fan SSVS 70 C3, covering assembly, operation, safety instructions, and technical specifications. Learn how to use and maintain your fan for optimal performance.</p>