

FRANKE FGL 925 XS NP, 325.0590.996

Franke Glass Linear LED Range Hood Instruction Manual

Model: FGL 925 XS NP, 325.0590.996

Brand: FRANKE

1. INTRODUCTION AND OVERVIEW

This manual provides detailed instructions for the safe installation, operation, and maintenance of your Franke Glass Linear LED Range Hood. Please read this manual thoroughly before using the appliance and keep it for future reference. This range hood is designed to effectively remove smoke, steam, and cooking odors from your kitchen environment.



Figure 1: Franke Glass Linear LED Range Hood (Model FGL 925 XS NP)

This image displays the Franke Glass Linear LED Range Hood, showcasing its sleek stainless steel body and transparent glass canopy. The LED lights are visible on the underside of the hood, above the control buttons.

2. SAFETY INSTRUCTIONS

Always observe the following safety precautions to reduce the risk of fire, electric shock, or injury.

- Ensure the electrical installation complies with all local and national regulations.
- Disconnect the appliance from the power supply before any cleaning or maintenance.
- This appliance is not intended for use by persons (including children) with reduced physical, sensory or mental capabilities, or lack of experience and knowledge, unless they have been given supervision or instruction concerning use of the appliance by a person responsible for their safety.
- Children should be supervised to ensure that they do not play with the appliance.
- Do not flambé under the range hood.
- Do not leave frying pans unattended during use, as overheated oil can ignite.
- Clean the grease filters regularly to prevent grease accumulation, which can be a fire hazard.
- Ensure adequate ventilation in the room when the range hood is used simultaneously with appliances burning gas or other fuels.
- The air must not be discharged into a flue that is used for exhausting fumes from appliances burning gas or other fuels.
- The minimum distance between the supporting surface for the cooking vessels on the hob and the lowest part of the range hood must be at least 65 cm.

3. PACKAGE CONTENTS

- Franke Glass Linear LED Range Hood unit
- Aluminium grease filters (pre-installed or separate)
- Mounting hardware (screws, wall plugs)
- Ducting adapter (if applicable)
- Instruction Manual (this document)

This range hood is designed for wall-mounted installation. Professional installation is recommended.

- Ensure the wall structure is strong enough to support the weight of the range hood (approx. 19.9 kg).
- Verify that the electrical supply (220-240 V, 50-60 Hz) is accessible and meets safety standards.
- Plan the ducting route. The air outlet diameter is 150 mm.
- Maintain a minimum distance of 65 cm between the hob and the lowest part of the hood.

This diagram illustrates the precise dimensions for installing the Franke Glass Linear LED Range Hood, including width (898 mm), depth (360 mm), height (min. 725 mm - max. 1000 mm), and the 150 mm air outlet diameter. All measurements are in millimeters.

Connect the appliance to a grounded electrical outlet. The motor voltage is 220-240 V, 50-60 Hz. All electrical connections must be performed by a qualified electrician.

Regular maintenance ensures optimal performance and extends the lifespan of your range hood.

6.1. Cleaning the Aluminium Grease Filters

The aluminium grease filters trap airborne grease particles. They should be cleaned regularly, depending on usage (e.g., every 2-4 weeks).

1. Ensure the hood is turned off and disconnected from the power supply.
2. Locate the filter release latches (usually spring-loaded) and unclip the filters.
3. Remove the filters carefully.
4. Wash the filters by hand in hot soapy water or in a dishwasher on a low-temperature cycle.
5. Rinse thoroughly and allow them to dry completely before re-installing.
6. Re-insert the dry filters, ensuring they click securely into place.

6.2. Cleaning the Exterior Surfaces

Clean the stainless steel and glass surfaces with a soft cloth and a mild, non-abrasive cleaning agent. Do not use corrosive or abrasive cleaners, as they can damage the finish.

6.3. LED Light Replacement

LED lights have a long lifespan and typically do not require frequent replacement. If a light fails, contact a qualified technician or Franke customer support for assistance, as specialized tools or knowledge may be required.

7. TROUBLESHOOTING

Before contacting customer service, refer to the following table for common issues and their solutions.

Problem	Possible Cause	Solution
Hood does not turn on.	No power supply; circuit breaker tripped.	Check power connection; reset circuit breaker.
Poor suction performance.	Grease filters are clogged; ducting is obstructed or too long/bent.	Clean grease filters; check ducting for obstructions or improper installation.
Excessive noise during operation.	Loose components; motor issue; improper ducting.	Check for loose parts; ensure ducting is correctly installed and not vibrating. If noise persists, contact service.
Lights not working.	LED bulbs faulty; electrical connection issue.	Ensure power is connected. If bulbs are faulty, contact service for replacement.

If the problem persists after attempting these solutions, please contact Franke customer support.

8. SPECIFICATIONS

Detailed technical specifications for the Franke Glass Linear LED Range Hood.

Model: FGL 925 XS NP, 325.0590.996

Type: Wall-mounted Range Hood

Material: Stainless Steel / Glass

Dimensions (L x W x H): 36 x 89.8 x 25.8 cm (Product); Min. 72.5 cm - Max. 100 cm (Installation Height)

Weight: 19.9 Kilograms

Controls: Buttons

Number of Speeds: 3 + 1 Intensive

Motor Type: SP 800

Number of Motors: 1

Motor Power:

- Speed 1: 130 W
- Speed 2: 165 W
- Speed 3: 210 W
- Intensive: 250 W

Extraction Efficiency:

- Speed 1: 300 m³/h
- Speed 2: 450 m³/h
- Speed 3: 600 m³/h
- Intensive: 700 m³/h

Maximum Pressure:

- Speed 1: 390 Pa
- Speed 2: 470 Pa
- Speed 3: 530 Pa
- Intensive: 540 Pa

Noise Level (Sound Volume):

- Speed 1: 52 dB(A)
- Speed 2: 61 dB(A)
- Speed 3: 67 dB(A)
- Intensive: 70 dB(A)

Lighting: 2 x LED S1001 4000K bulbs

Filter Type: Cassette, Aluminium Grease Filter (Mesh)
Carbon Filter: Not included (for recirculation, typically purchased separately)
Air Outlet Diameter: 150 mm
Voltage: 220-240 V, 50-60 Hz
Annual Energy Consumption (AEC): 72.3 kWh/year
Energy Efficiency Class: B (A+++ to D scale)
Fluid Dynamic Efficiency Class: B
Light Efficiency Class: A
Grease Filter Efficiency Class: C

9. WARRANTY AND SUPPORT

Specific warranty details are not provided in this document. Please refer to the warranty card included with your product or visit the official Franke website for information regarding warranty coverage and terms.
For technical support, spare parts, or service inquiries, please contact Franke customer service. Keep your product model number (FGL 925 XS NP, 325.0590.996) and purchase date ready when contacting support.
You can typically find contact information on the official Franke website: www.franke.com



© 2024 Franke. All rights reserved.
This manual is for informational purposes only. Franke reserves the right to make changes to products without prior notice.

Related Documents - FGL 925 XS NP, 325.0590.996


	<p>Franke FGL 925 I XS NP Cooker Hood Installation Guide</p> <p>Detailed installation instructions for the Franke FGL 925 I XS NP cooker hood, covering safety precautions, parts identification, dimensions, and step-by-step assembly.</p>
	<p>Franke Sinks: Global Contacts and Installation Guide</p> <p>Find Franke kitchen sink contact information worldwide and access installation and maintenance guidance, including product details for the Franke Maris MRX 110-40.</p>
	<p>Manuale Utente Franke FBI 525 PLUS / FBI 705 PLUS</p> <p>Manuale utente per cappe Franke FBI 525 PLUS e FBI 705 PLUS, contenente istruzioni di sicurezza, linee guida per l'uso, pulizia e manutenzione.</p>
	<p>Franke 780 T45 HE Cooker Hood: Installation and User Manual</p> <p>Comprehensive guide for installing, using, and maintaining the Franke 780 T45 HE cooker hood. Includes safety instructions, technical specifications, operation details, and servicing information.</p>
	<p>Franke FTU PLUS 3707 XS Installation Manual</p> <p>This document provides detailed installation instructions and safety information for the Franke FTU PLUS 3707 XS extractor hood. Learn how to safely and correctly mount and connect your appliance.</p>
	<p>Cappa Franke FVT 605 / FVT 905: Manuale d'Uso e Installazione</p> <p>Guida completa per l'installazione, l'uso sicuro e la manutenzione della cappa da cucina Franke FVT 605 e FVT 905. Ottimizza la ventilazione della tua cucina con Franke.</p>



[\[pdf\]](#) Frequently Asked Questions Specifications Borchure Label

COOKER HOODS 2021 Franke 3 CHOOSING YOUR FRANKE HOOD Typical kitchen volume example X 4m Y Z 2 5m ENERGY LABEL TO HELP YOU MAKE B Cleaner effectively eliminates Oyster colours add touch urban style your Brochure force true franke content dam corporate gb en ks brochures ||| COOKER HOODS 2021 COOKER HOODS BY FRANKE As a name long renowned for exceptional quality sinks an ... 7 Priced at 27 affordable price, it s easy ...


lang:en score:27 filesize: 3.55 M page_count: 64 document date: 2021-02-19



[\[pdf\]](#) Frequently Asked Questions Specifications Borchure

Hoods Collection NEW HOODS BROCHURE PRICED May 2022 FINAL franke content dam gb en home solutions brochures core ||| Hoods Collection May 2022 As a name long renowned for exceptional quality sinks and taps, designed ... e glass design. Stainless S Recirculating extraction D...

lang:en score:25 filesize: 4.64 M page_count: 68 document date: 2022-05-13



[\[pdf\]](#) Frequently Asked Questions Specifications Borchure Catalog


Catalogues Brochures NEW HOODS BROCHURE PRICED May 2022 franke content dam language masters en home solutions documents catalogues brochures Hoods Collection May 2022 As a name long renowned for exceptional quality sinks and taps, designed ... e glass design. Stainless S Recirculating extraction D...

lang:en score:25 filesize: 4.71 M page_count: 68 document date: 2022-05-13



[\[pdf\]](#)

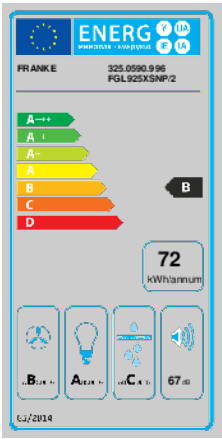
Franke Каталог продукції 2021 franke content dam corporate ua uk ks ||| 2021 . 4 2021 4 14 50 70 104 142 156 Smart 176 ... 5 XS FSMT 605 XS . 227 GAVIA 90 FDL 665 XS LED1 60 FDL 965 XS LED1 . : lang:de score:25 filesize: 78.38 M page_count: 134 document date: 2021-04-30



[\[pdf\]](#) User Manual Instructions Dimension Guide

T Glass Nice Wall UserManual franke content dam gb en home solutions documents s core ||| EN USER MANUAL FGL 625 XS NP FGL 725 XS NPFGL 925 XS NP EN 1. SAFETY INFORMATION For your safety and correct op must fully know the...

lang:en score:23 filesize: 640.23 K page_count: 5 document date: 2022-09-09



[pdf] Label

EU ENERGY LABEL Sep 3 2024 — FRANKE 325 0590 996 FGL925XSNP 2 Page 72 67dB ENERJI kWh yıl A N° 28 eia 2018 p appliancehouse co uk content fra
FRANKE 325.0590.996 FGL925XSNP/2 72 kWh/annum 67 dB FRANKE ENERJI 325.0590.996 FGL925XSNP/2 72 kWh/yıl 67 dB F
lang:en score:23 filesize: 1.64 M page_count: 4 document date: 2018-10-09



[pdf] User Manual Instructions Dimension Guide

FGL 625 XS NP 725 925 T Glass Nice Wall UserManual force true franke content dam corporate gb en ks product installation |||
IT LIBRETTO DI USO EN USER MANUAL DE GEBRAUCHSANLEITUNG FR MANUEL D UTILISATION TR KULLANIM KTIPII E ..
INFORMATION For your safety and correct operation of the appliance, rea...
lang:en score:23 filesize: 632.35 K page_count: 5 document date: 2019-10-12



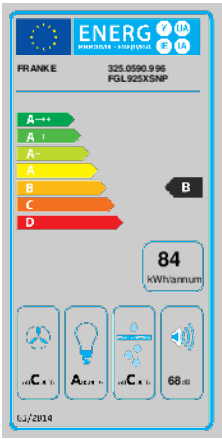
[pdf] User Manual

TUM 0050569F32AD1EED95D75313A1B29504 V01 MU context bWFzdGVyfhJvb3R8MjQ0MTI4MHxhcHBsaWNhdGlvbi9wZGZ8aGU5L2g5Yy8xMTQzMjUwMjU5
bWFzdGVyfhJvb3R8MjQ0MTI4MHxhcHBsaWNhdGlvbi9wZGZ8aGU5L2g5Yy8xMTQzMjUwMjU5MTUxOC9USU1fMDA1MDU2OUYzZmkfFEMUVRDk1RDc1MzEz
IT MANUALE DI INSTALLAZIONE EN INSTALLATION MANUAL DE MONTAGEANLEITUNG FR MANUEL D INSTALLATION TR M
Prima di procedere all'installazione, leggere le informazioni sull...
lang:it score:20 filesize: 2.33 M page_count: 12 document date: 2019-06-20



[pdf] User Manual

TUM 0050569F32AD1EDDA0A92ADC4C7ECD71 V01 000 context bWFzdGVyfhJvb3R8MjQ2NzQzN3xhcHBsaWNhdGlvbi9wZGZ8YUdFNUwyaG1OaTh4TXpZM
bWFzdGVyfhJvb3R8MjQ2NzQzN3xhcHBsaWNhdGlvbi9wZGZ8YUdFNUwyaG1OaTh4TXpZMk1qRXpPREkY1T1RjeU5pOVVWVTFmTURBMU1EVTJPVVI6TWiGF
|||
IT MANUALE DI INSTALLAZIONE EN INSTALLATION MANUAL DE MONTAGEANLEITUNG FR MANUEL D INSTALLATION TR M
Prima di procedere all'installazione, leggere le informazioni sull...
lang:it score:20 filesize: 2.35 M page_count: 12 document date: 2022-12-21



[\[pdf\]](#) Declaration of Conformity Label

EU ENERGY LABEL energy label UK A3 325 0590 996 doc faberspa action energylabel |||

FRANKE 325.0590.996 FGL925XSNP 84 kWh/annum 68 dB FRANKE ENERJI 325.0590.996 FGL925XSNP 84 kWh/yil 68 dB FRANKE
lang:it score:19 filesize: 1.64 M page_count: 4 document date: 2018-10-09



[\[pdf\]](#) Declaration of Conformity Catalog

FRANKE leaflet General offer franke content dam corporate ua uk ks catalogs and leaflets |||

SMART , 15 01042, . . . : 0 800 301 801 info-fua franke.com www.franke.ua/hs ... FDL 965 XS LED1 FDL 665 XS LED1* 635 3/ LED,
lang:i-klinton score:18 filesize: 2.52 M page_count: 2 document date: 2021-11-15



[\[pdf\]](#) Accessories Borchure

2026 2025 Collections franke content dam gb en home solutions brochures core |||

COLLECTIONS 2025 2026 Sinks The sinks in the pictures do not have mixer holes. The exact positio ... ass Nice T-Glass Ray SMA
Version Recir...

lang:en score:16 filesize: 40.22 M page_count: 146 document date: 2025-04-11



[\[pdf\]](#) Borchure

Untitled Highlights Brochure 2025 franke content dam gb en home solutions brochures core |||

HIGHLIGHTS 2025 The recipe for a healthier future We re on a mission to help create a more sustain ... XS/2 FDF EV8 90 XS FDF I
NP/2 Smart 60 Smart 90 ...

lang:en score:16 filesize: 12.27 M page_count: 43 document date: 2025-07-07



[\[pdf\]](#) Accessories Borchure

2026 2025 Master Collections franke content dam gb en home solutions brochures core |||

COLLECTIONS 2025 2026 Sinks The sinks in the pictures do not have mixer holes. The exact positio ... ass Nice T-Glass Ray SMA
Version Recir...

lang:en score:16 filesize: 45.16 M page_count: 146 document date: 2025-07-07



[\[pdf\]](#) Accessories Borchure

2025 2024 Master March franke content dam gb en home solutions brochures core |||

20242025 Sinks The sinks in the pictures do not have mixer holes. The exact position can be seen ... T-Glass Nice SMART 60 Stain
Recircula...

lang:en score:15 filesize: 38.28 M page_count: 332 document date: 2024-03-12

