

Globber 732-102

Globber Explorer 5-in-1 Foldable Toddler Trike and Balance Bike Instruction Manual

Model: 732-102

INTRODUCTION

Thank you for choosing the Globber Explorer 5-in-1 Foldable Toddler Trike and Balance Bike. This versatile product is designed to adapt to your child's developmental stages, offering multiple modes of use from an infant trike to a balance bike. Please read this manual thoroughly before assembly and use to ensure safe and proper operation.

SAFETY INFORMATION

Always ensure your child wears a helmet and appropriate protective gear when using the trike or balance bike. Adult supervision is required at all times. Do not use on public roads or near motor vehicles. Regularly inspect the product for any loose parts or damage before each use.

- **Age Range:** 10 months to 5 years
- **Maximum Weight Capacity:** 20 kg (44 lbs)
- Ensure all locking mechanisms are securely engaged before use.
- Keep fingers and clothing clear of moving parts during adjustments.

PRODUCT OVERVIEW AND MODES

The Globber Explorer is a 5-in-1 product that transforms to suit your child's growth. The modes include Infant Trike, Guided Trike, Training Trike, and Balance Bike. The folding feature allows for easy transport and storage.



Image: The Globber Explorer 5-in-1 Trike in its various configurations, including infant trike, guided trike, training trike, and balance bike modes, alongside a folded version for compact storage.



Image: A visual diagram demonstrating the seamless conversion of the Globber Explorer Trike through its four primary modes, highlighting the tool-less design for easy transformation.

Infant Trike Mode (10-36 Months)

This mode is designed for the youngest users, providing full parental control and safety features.

- Adjustable parent handle for steering.
- 5-point safety harness for security.
- Removable safety bar.
- Retractable footrests.
- Adjustable anti-UV canopy.



Image: The infant trike mode, showcasing its adjustable parent handle, protective canopy, and secure 5-point harness for young children.

Guided Trike Mode (18-36 Months)

As your child grows, the safety bar and canopy can be removed, allowing more interaction while parents still maintain control.

- Parent handle for steering.
- Child can begin to use pedals (pedals can be locked or unlocked).
- Footrests can be retracted or removed.



Image: The guided trike mode, featuring a child seated on the trike with a parent using the push handle for assistance, demonstrating the initial stages of independent riding.

Training Trike Mode (24-36 Months)

The parent handle is removed, and the child can pedal independently, developing coordination and motor skills.

- Child-controlled steering and pedaling.
- Stable three-wheel design.



Image: The training trike mode, showing a child confidently riding the three-wheeled trike independently, developing balance and coordination.

Balance Bike Mode (2-5 Years)

The rear wheels are brought together to form a two-wheel balance bike, helping children learn balance before transitioning to a pedal bike.

- Two-wheel configuration for balance training.
- Pedals are removed and stored.



Image: The balance bike mode, featuring a child propelling themselves on the two-wheeled bike, learning essential balancing skills.

SETUP AND ASSEMBLY

The Globber Explorer features a patented tool-less design for easy assembly and conversion between modes. The product comes largely pre-assembled.

Unfolding the Trike

1. Place the folded trike on a flat surface.
2. Press the red button on the frame and unfold the rear section until it clicks into place.
3. Extend the parent handle (if applicable) and secure it.



Image: The Globber Explorer Trike shown in its compact, folded position, ready for easy transport or storage.

Converting Between Modes

The conversion between modes typically involves pressing red buttons or levers to release and adjust components. Refer to the specific mode sections for detailed steps.

Video: This video demonstrates the various modes of the Globber Explorer Trike, including the infant trike, guided trike, training trike, and balance bike, highlighting the ease of conversion and use for different age groups.

Video: This video provides a detailed look at the features and functionality of the Globber Explorer Trike, showcasing its adaptability and user-friendly design for both parents and children.

OPERATING INSTRUCTIONS

Parent Handle Operation (Infant & Guided Trike)

The parent handle allows you to steer the front wheel. To steer, gently push the handle in the desired direction. The handle is adjustable in height for comfortable pushing.

Pedal Engagement/Disengagement

To engage or disengage the pedals, locate the red button or lever near the front wheel axle. Push or pull to switch between free-wheel mode (pedals don't turn with wheel) and engaged mode (pedals turn with wheel).

Footrest Usage

In Infant and Guided Trike modes, the footrests can be extended for your child's comfort. To retract or remove them, press the release buttons and fold them away or detach them.

MAINTENANCE

Regular maintenance ensures the longevity and safety of your Globber Explorer.

- **Cleaning:** Wipe down the frame and plastic parts with a damp cloth and mild soap. Avoid abrasive cleaners.
- **Lubrication:** Periodically check and lubricate moving parts such as wheel axles and steering mechanisms with a silicone-based lubricant.
- **Inspection:** Regularly check all screws, bolts, and locking mechanisms to ensure they are tight and secure. Inspect tires for wear and tear.
- **Storage:** Store the product in a dry, cool place away from direct sunlight and extreme temperatures. The foldable design makes storage convenient.

TROUBLESHOOTING

If you encounter any issues, please refer to the following common solutions:

- **Difficulty Steering:** Check if the parent handle is securely attached and if the steering lock (if present) is disengaged.
- **Wobbly Wheels:** Ensure all wheel axles are properly secured and tightened.
- **Parts Not Locking:** Verify that no debris is obstructing the locking mechanisms. Apply gentle pressure until a click is heard, indicating proper engagement.
- **Unusual Noises:** Inspect for loose parts or areas requiring lubrication.

If problems persist, please contact Globber customer support.

SPECIFICATIONS

Feature	Detail
Product Dimensions	37.4 x 18.5 x 37.8 inches
Item Weight	5.13 pounds
Item Model Number	732-102
Manufacturer Recommended Age	10 months and up







Maximum Weight Capacity	20 kg (44 lbs)
Brand	Globber

WARRANTY AND SUPPORT

Globber offers a **2-Year Golden Guarantee** on this product, reflecting our commitment to quality and durability. For warranty claims, technical assistance, or any questions not covered in this manual, please contact Globber customer support through their official website or the retailer where the product was purchased. Please retain your proof of purchase for warranty purposes.

© 2023 Globber. All rights reserved.

Related Documents - 732-102

	Globber GO•UP• DELUXE Series 3-in-1 Scooter User Manual Comprehensive user manual for the Globber GO•UP• DELUXE Series scooter, detailing assembly, safety guidelines, usage modes (ride-on, walking bike, scooter), and maintenance for children.
	Globber GO•UP DELUXE Series User Manual Comprehensive user manual for the Globber GO•UP DELUXE series scooters, detailing assembly, usage, safety instructions, and maintenance for various modes including ride-on, walking bike, and scooter.
	Globber GO•UP DELUXE LIGHTS 360° User Manual Comprehensive user manual for the Globber GO•UP DELUXE LIGHTS 360° scooter, covering assembly, usage modes, safety instructions, maintenance, and warranty information.
	Globber ONE K E-MOTION.23 Foldable Electric Scooter User Manual Comprehensive user manual for the Globber ONE K E-MOTION.23 foldable electric scooter, covering specifications, safety guidelines, maintenance, and troubleshooting. Features 350W motor, 25 km/h max speed, and 100kg max user weight.
	Globber My Free Kolobežka IN AU370 - Užívateľský Manuál Kompletný užívateľský manuál pre kolobežku Globber My Free (model IN AU370) od inSPORTline. Obsahuje technické špecifikácie, bezpečnostné pokyny, návod na montáž, údržbu a záručné podmienky.
	Globber Elite Deluxe Lights Scooter - User Information Information about the Globber Elite Deluxe Lights scooter, including its features, specifications, and safety guidelines. This scooter is designed for children aged 3 and up, with a maximum weight capacity of 50kg.

