

Amazon Basics WF-02SK

Amazon Basics Portable and Flexible Tripod Instruction Manual

Model: WF-02SK | Brand: Amazon Basics

1. INTRODUCTION

The Amazon Basics Portable and Flexible Tripod is designed to provide stable support for a variety of devices, including smartphones, GoPros, digital cameras, and webcams. Its flexible legs allow for versatile mounting options, while the included wireless remote enables convenient remote capture. This manual will guide you through the setup, operation, and maintenance of your new tripod.

2. WHAT'S IN THE BOX

- 1 x Flexible Tripod
- 1 x Smartphone Clamp
- 1 x Wireless Remote Control



Figure 2.1: Contents of the package, including the tripod, smartphone clamp, and wireless remote.

3. PRODUCT OVERVIEW

Versatile Tripod Stand


Secure and adjustable




Figure 3.1: Key features of the tripod, highlighting the smartphone clamp, rotatable knob for orientation, and wireless remote.

Wide Usage Scenarios


Steady tripod for every occasion



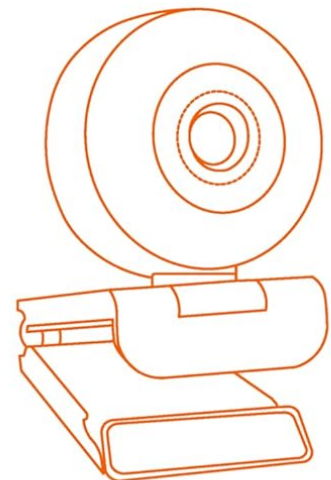
Digital cameras
up to 1.1 lbs / 0.5 kg



Smartphones



GoPro/Action cameras



Webcam

Figure 3.2: The tripod offers universal compatibility with various devices, including digital cameras, smartphones, GoPro/action cameras, and webcams.

4. SETUP

4.1 Attaching Your Device

1. **For Smartphones:** Securely place your smartphone into the adjustable clamp. Ensure the phone is centered and held firmly.
2. **For Cameras/GoPros/Webcams:** Screw your device onto the standard 1/4-inch screw mount located at the top of the tripod. Tighten until secure.







Figure 4.1: The tripod can be held as a grip for handheld shooting with a camera attached.

4.2 Pairing the Wireless Remote

1. Ensure the wireless remote has a charged battery.
2. Turn on the remote control.
3. On your smartphone, enable Bluetooth and search for available devices.
4. Select the remote control (usually named 'AB Shutter3' or similar) from the list to pair.
5. Once paired, the remote can be used to trigger your device's camera shutter.

5. OPERATING INSTRUCTIONS

5.1 Adjusting the Tripod

- **Flexible Legs:** The tripod's legs are highly flexible and can be bent and wrapped around various objects like poles, branches, or railings to secure your device in unique positions.
- **Portrait/Landscape Mode:** Rotate the side knob on the smartphone clamp to instantly switch between portrait and landscape orientations without removing your device.



Capture On-The-Go!

Elevate your photography with the mini tripod, perfect for amateurs and professionals! Its flexible legs wrap around bikes, poles, and branches for seamless stability.

Figure 5.1: The tripod's flexible legs allow it to be mounted on irregular surfaces or objects for stable shots.



Figure 5.2: The tripod provides stable support for capturing moments on the go.



Figure 5.3: The tripod can also be used as a traditional tabletop stand.

5.2 Using the Wireless Remote

- After pairing, open your device's camera application.
- Press the corresponding button on the remote (iOS or Android) to take photos or start/stop video recording.
- The remote has a range of up to 30 feet (without obstacles), ideal for group shots or wide-angle scenes.

6. MAINTENANCE

- Clean the tripod and clamp with a soft, dry cloth. Avoid using abrasive cleaners or solvents.
- Store the tripod in a cool, dry place away from direct sunlight and extreme temperatures.
- Ensure the flexible legs are not excessively bent or twisted to prevent damage to the internal structure.

7. TROUBLESHOOTING

Issue	Possible Cause	Solution
Wireless remote not pairing	Remote battery low; Bluetooth not enabled on device; remote not in pairing mode.	Replace remote battery; enable Bluetooth; ensure remote is turned on and discoverable.
Device not stable on tripod	Device not securely attached; tripod legs not properly positioned.	Ensure clamp/screw mount is tight; adjust legs for a wider, more stable base.
Tripod legs losing flexibility	Excessive bending or twisting over time.	Avoid over-bending; use within recommended limits.

8. SPECIFICATIONS

Feature	Detail
Product Dimensions	27.94 x 5.99 x 3.81 inches
Item Weight	2.82 ounces (0.08 Kilograms)
Item Model Number	WF-02SK
Color	Black
Compatible Devices	Smartphones (up to 3.7 inches wide), GoPros, Digital Cameras, Webcams
Maximum Weight Recommendation	500 Grams
Wireless Remote Range	30 feet (without obstacle)
UPC	840324414950

9. WARRANTY AND SUPPORT







For detailed warranty information, please refer to the official warranty document provided with your product or download it from the link below:

[Download Warranty \(PDF\)](#)

For further assistance or technical support, please visit the Amazon Basics official website or contact customer service through your purchase platform.



Related Documents - WF-02SK

	<p>Amazon Basics 64-inch Extendable Tripod User Manual</p> <p>User manual for the Amazon Basics 64-inch Extendable Tripod, detailing its features for iPhones and smartphones in both selfie stick and tripod modes. Includes setup and usage instructions.</p>
	<p>Amazon Basics Electronic Keypad Entry Lever Door Lock: Safety and Use Manual</p> <p>Comprehensive safety and use manual for the Amazon Basics Electronic Keypad Entry Lever Door Lock, covering installation, operation, programming, troubleshooting, and specifications.</p>
	<p>Amazon Basics Bluetooth Wireless On-Ear Headphones User Manual</p> <p>User manual for Amazon Basics Bluetooth Wireless On-Ear Headphones, Black. Provides instructions on setup, usage, troubleshooting, specifications, and legal notices.</p>
	<p>Amazon Basics Mattress User Guide and Specifications</p> <p>Comprehensive user guide and specifications for Amazon Basics mattresses, detailing setup instructions, important safety safeguards, cleaning and maintenance tips, warranty information, and product dimensions.</p>
	<p>Amazon Basics 12" Wall Clock, Black - User Manual and Guide</p> <p>Comprehensive user manual for the Amazon Basics 12-inch black wall clock. Learn about setup, mounting, time setting, maintenance, specifications, and disposal. Includes safety warnings and troubleshooting tips.</p>
	<p>Amazon Basics Portable Air Conditioner Dehumidifier Manual - Safety, Operation, Installation</p> <p>User manual for Amazon Basics portable air conditioner and dehumidifier (models B07ZHQDF7B, B07ZHQFNX8, B07ZHQTBGs, B07ZHQV1GT). Includes safety guidelines, product features, operating instructions, and installation steps for various window types. Available in multiple languages.</p>

