



Manuals.plus /

- › REIBII /
- › REIBII 84" H Garage Shelving Instruction Manual

REIBII Garage Shelving

REIBII 84" H Garage Shelving Instruction Manual

Model: Garage Shelving | Brand: REIBII

PRODUCT OVERVIEW

The REIBII 84" H Garage Shelving unit is a robust, 6-tier metal storage solution designed for heavy-duty use in various environments such as garages, workplaces, basements, and warehouses. It offers substantial storage capacity, supporting up to 3500 LBS total, with each shelf capable of holding 600 LBS. Its adjustable and detachable design allows for versatile configurations, including splitting into two smaller units or utilizing an extra grid plate as a hanging board or workbench.



Image: REIBII 84" H Garage Shelving Unit, fully assembled and in use.

SAFETY INFORMATION

Always prioritize safety during assembly and use. Adhere to the following guidelines:

- **Use Anti-Tipping Kits:** Always install the provided anti-tipping kits to secure the shelving unit to a wall, preventing accidental tipping, especially when loaded.
- **Weight Limits:** Do not exceed the maximum weight capacity of 3500 LBS for the entire unit or 600 LBS per individual shelf. Distribute weight evenly.
- **Assembly:** It is recommended to assemble the shelving unit with a companion due to its size. Ensure all components are securely fitted before loading.
- **Placement:** Place the shelving unit on a flat, stable surface. Avoid placing it in high-traffic areas where it could be easily bumped.
- **Maintenance:** Regularly inspect the shelving unit for any signs of damage, loose connections, or instability. Address any issues promptly.

- **Dry Environment:** Keep the shelves dry to prevent rust and maintain structural integrity.


For your safety, two sets of anti-tipping kits are included and should be installed above and below the shelves for enhanced durability and sturdiness.

COMPONENTS LIST


Before beginning assembly, ensure all components are present:

- 1 x Garage Shelving Unit (main structure)
- 1 x Rubber Hammer (for assembly)
- 1 pair of Gloves (for assembly)
- 7 x Grid Plates (6 for shelves, 1 extra for versatility)
- 2 sets of Anti-Tipping Kits
- All necessary connecting pieces and hardware

Durable Garage Shelving Unit



2 layers Legs



Double Solid Rids

SETUP AND ASSEMBLY

Assembly of the REIBII Garage Shelving unit is designed to be straightforward, typically taking around 15 minutes with assistance. Follow these steps:

1. **Prepare the Base:** Lay out the bottom frame components. Connect the horizontal beams to the vertical posts using the provided connectors. Ensure all connections are secure by gently tapping with the rubber mallet.
2. **Install Lower Shelves:** Insert the lower shelf beams into the designated slots on the vertical posts. Use the rubber mallet to ensure a snug fit.
3. **Extend Vertical Posts:** If assembling the full 84-inch height, connect the upper sections of the vertical posts to the lower sections using the provided connectors.
4. **Install Remaining Shelves:** Continue installing the remaining shelf beams at your desired heights. The adjustable design allows you to customize shelf spacing to accommodate items of various sizes.
5. **Place Grid Plates:** Once the frame is complete, place the wire grid plates onto the installed shelf beams. The extra grid plate can be used as a hanging board on the back of a shelf or as a replacement.
6. **Secure with Anti-Tipping Kits:** Attach the anti-tipping kits to the top and bottom of the shelving unit and secure them to a sturdy wall.

For visual guidance, please refer to the assembly video below:

Your browser does not support the video tag.

Video: Step-by-step assembly guide for the REIBII Garage Shelving unit, demonstrating how to connect components and secure shelves.

The shelving unit can also be split into two separate, shorter units for increased versatility, as shown in the image below:



SPLIT INTO 2 SHELVING UNIT AND ADJUSTABLE GARAGE SHELVING

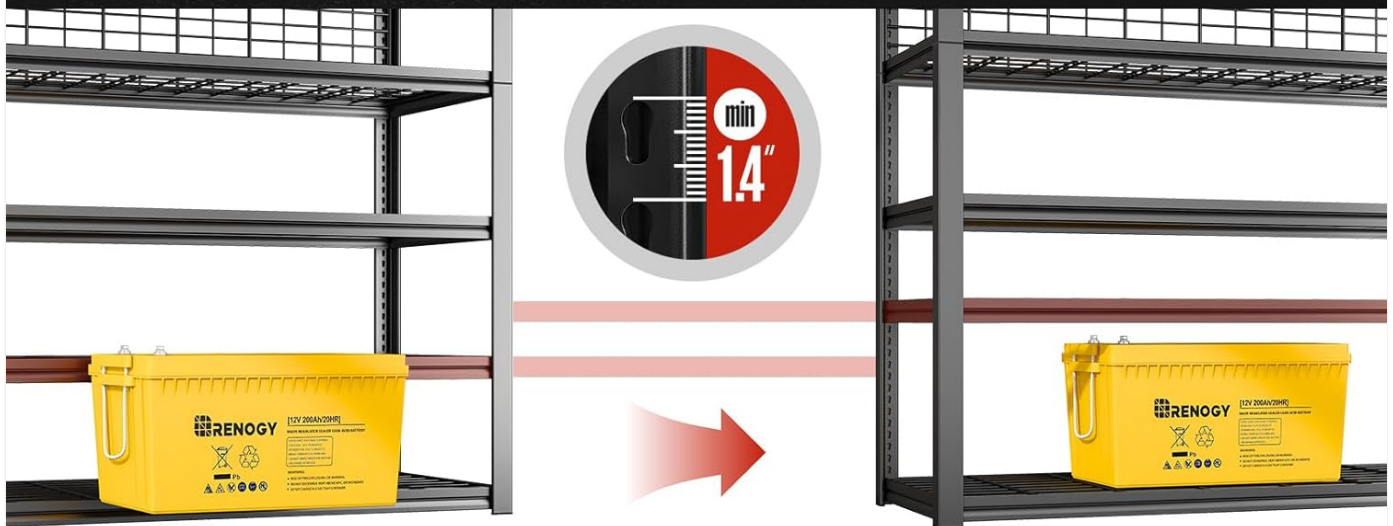


Image: Adjustable and split configuration options for the REIBII Garage Shelving.

OPERATING AND USAGE

The REIBII Garage Shelving is designed for optimal storage and organization. Here's how to maximize its utility:

- **Loading Items:** Place heavier items on lower shelves to maintain stability. Distribute weight evenly across each shelf to prevent stress points.
- **Adjustable Shelves:** Utilize the adjustable height feature to customize shelf spacing for items of varying sizes, from large containers to smaller boxes.
- **Grid Plate Functionality:** The included extra grid plate can be installed on the back of a shelf to serve as a pegboard for hanging tools and accessories, transforming a section into a functional workbench area.
- **Versatile Storage:** Ideal for storing camping equipment, tools, kitchen supplies, automotive parts, and general household items in garages, basements, pantries, and warehouses.

Observe the shelving unit in action, demonstrating its capacity and versatility:

Your browser does not support the video tag.

Video: Overview of the REIBII 84-inch height garage shelving, showcasing its large storage capacity and suitability for various items.

Your browser does not support the video tag.

Video: Demonstration of the 48-inch wide garage shelving with extra storage space, highlighting its practical use.

Your browser does not support the video tag.

Video: Visual proof of the 3500LBS heavy-duty capacity and super sturdy construction of the shelving unit.

Your browser does not support the video tag.

Video: Showcase of the 84-inch height monster size garage shelving, emphasizing its vertical storage capabilities.

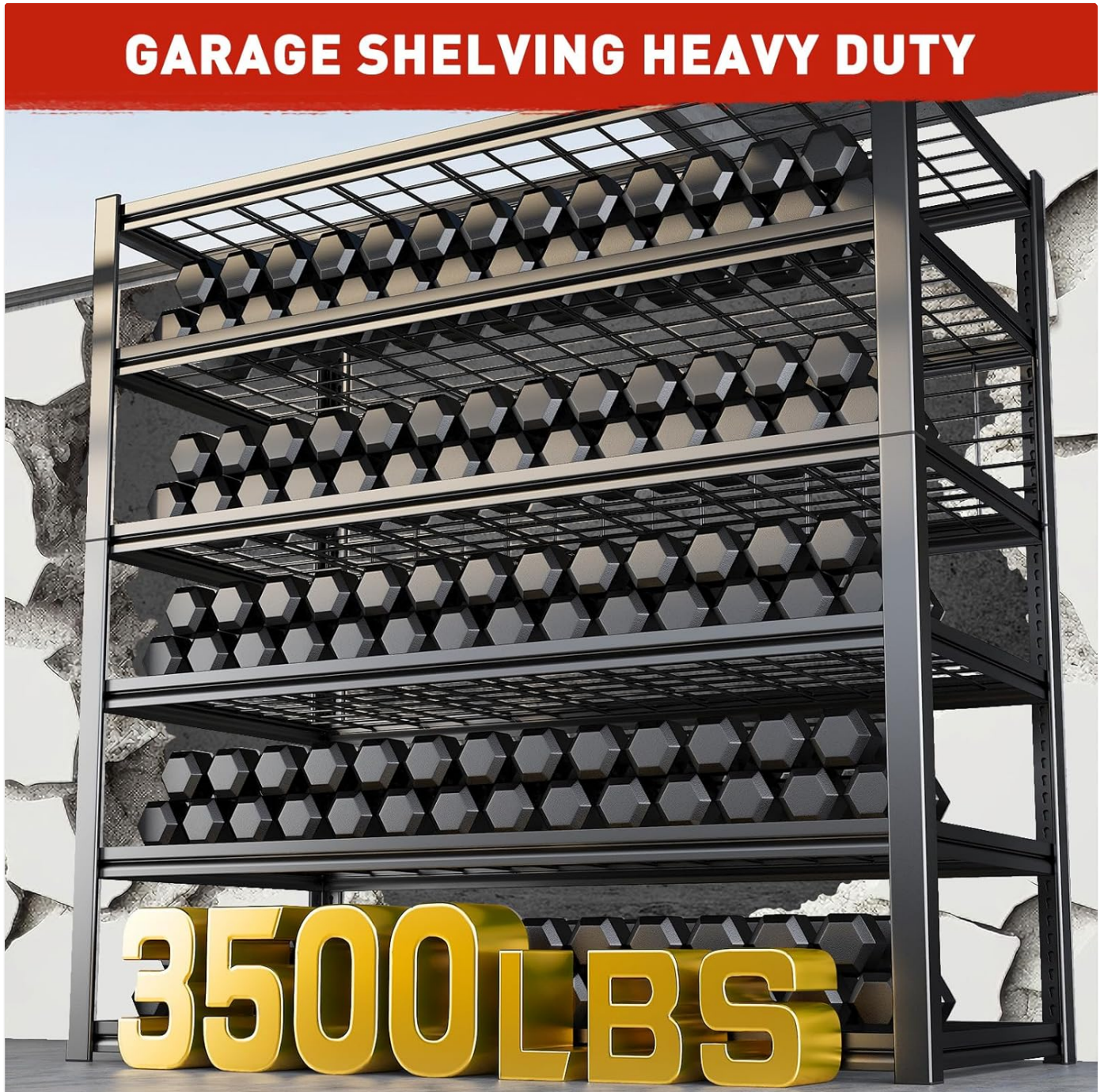


Image: REIBII Garage Shelving demonstrating its 3500LBS heavy-duty load capacity.



Image: REIBII Garage Shelving in a practical garage setup.

MAINTENANCE

To ensure the longevity and optimal performance of your REIBII Garage Shelving unit, follow these maintenance tips:

- **Cleaning:** Wipe the shelving unit with a dry cloth to remove dust and debris. Avoid using abrasive cleaners or harsh chemicals that could damage the finish.
- **Regular Inspection:** Periodically check all connections and components for tightness and stability. Re-tighten any loose parts as needed.
- **Rust Prevention:** While made of durable metal, prolonged exposure to moisture can lead to rust. Ensure the unit is kept in a dry environment.
- **Damage Check:** Inspect for any signs of bending, warping, or structural damage, especially if the unit has been subjected to heavy loads or impacts.

TROUBLESHOOTING

Here are solutions to common issues you might encounter:

Problem	Possible Cause / Solution
Shelf appears unstable or wobbly.	Ensure all connections are fully engaged and hammered down with the rubber mallet. Verify that the anti-tipping kits are properly installed and secured to a wall. Check if the unit is on a level surface.
Difficulty inserting beams into slots during assembly.	The lugs fit tightly for stability. Use the included rubber mallet to gently tap the beams into place until fully seated. Ensure correct orientation of parts.
Shelf seems to bend under load.	Each metal shelf is designed with 7 additional reinforcing ribs to prevent bending. Ensure weight is distributed evenly and not exceeding the 600 LBS per shelf limit.
Cannot adjust shelf height.	Ensure the shelf beams are fully disengaged from their current slots before attempting to move them. The design allows for easy adjustment by lifting and re-inserting.

SPECIFICATIONS

Detailed specifications for the REIBII 84" H Garage Shelving unit:

- **Product Dimensions:** 20"D x 48"W x 84"H
- **Number of Shelves:** 6 (plus 1 extra grid plate)
- **Weight Limit (Total):** 3500 LBS
- **Weight Limit (Per Shelf):** 600 LBS
- **Material:** Metal (Powder Coated or Painted Black finish)
- **Style:** Industrial
- **Installation Type:** Freestanding (with anti-tipping kit for wall attachment)
- **Assembly Required:** Yes
- **Included Components:** 1 garage shelving unit, 1 rubber hammer, 1 pair of gloves
- **Recommended Uses:** Garage, Kitchen, Basement, Warehouse, Pantry, Office, Classroom, Living Room
- **Item Weight:** 76.7 Pounds
- **Model Name:** storage shelves
- **UPC:** 721820189767

WARRANTY AND SUPPORT

REIBII stands behind the quality of its products. We offer comprehensive customer service for every garage shelf sold.

- **Customer Service:** You can access 7x24 customer service for this industrial shelving unit.
- **Issue Resolution:** If you encounter any problems such as damage or missing parts, please contact us. We are committed to providing professional service and will respond as soon as possible, typically within 24 hours.

For support, please visit the official REIBII store or contact customer service through your purchase platform.

