Saved from manuals.plus.
Open the live page for links to other documents and user manuals.

UPERFECT M173J05

UPERFECT 17.3" 4K Portable Monitor User Manual

Model: M173J05

1. Introduction

Thank you for choosing the UPERFECT 17.3" 4K Portable Monitor. This monitor is designed to enhance your productivity and entertainment experience with its stunning 4K UHD display, wide color gamut, and versatile connectivity. Its slim and lightweight design makes it an ideal companion for professionals, gamers, and anyone needing an extended display on the go.



Image: UPERFECT 17.3" 4K Portable Monitor with its built-in kickstand.

2. What's in the Box

Please check the contents of your package to ensure all items are present:

- 1x UPERFECT 17.3" Portable Monitor
- 1x Standard HDMI Cable
- 2x USB-C to USB-C Cables
- 1x PD Power Charger
- 1x Leather Cover

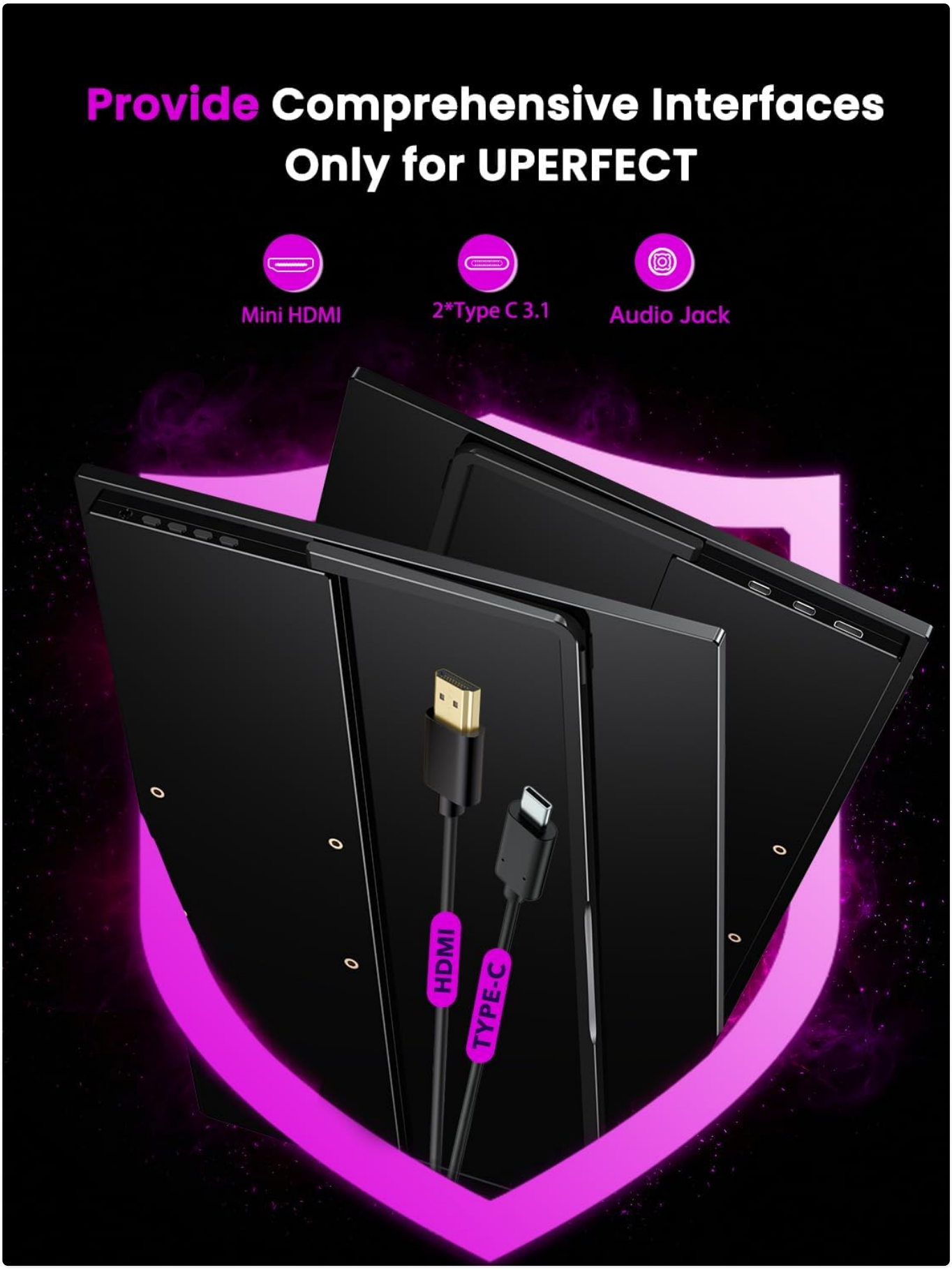

Image: All accessories included with the UPERFECT portable monitor.

3. Setup

3.1 Physical Setup

The UPERFECT portable monitor offers flexible setup options:

- **Built-in Kickstand:** The monitor features a 180° adjustable kickstand, allowing you to easily set it up on any flat surface at your preferred viewing angle.
- **VESA Mountable:** For a more permanent or ergonomic setup, the monitor is VESA compatible (M4 * 4mm). This allows you to mount it on a wall or an adjustable arm (sold separately) to optimize your workspace.



Image: The monitor's adjustable kickstand for versatile positioning.

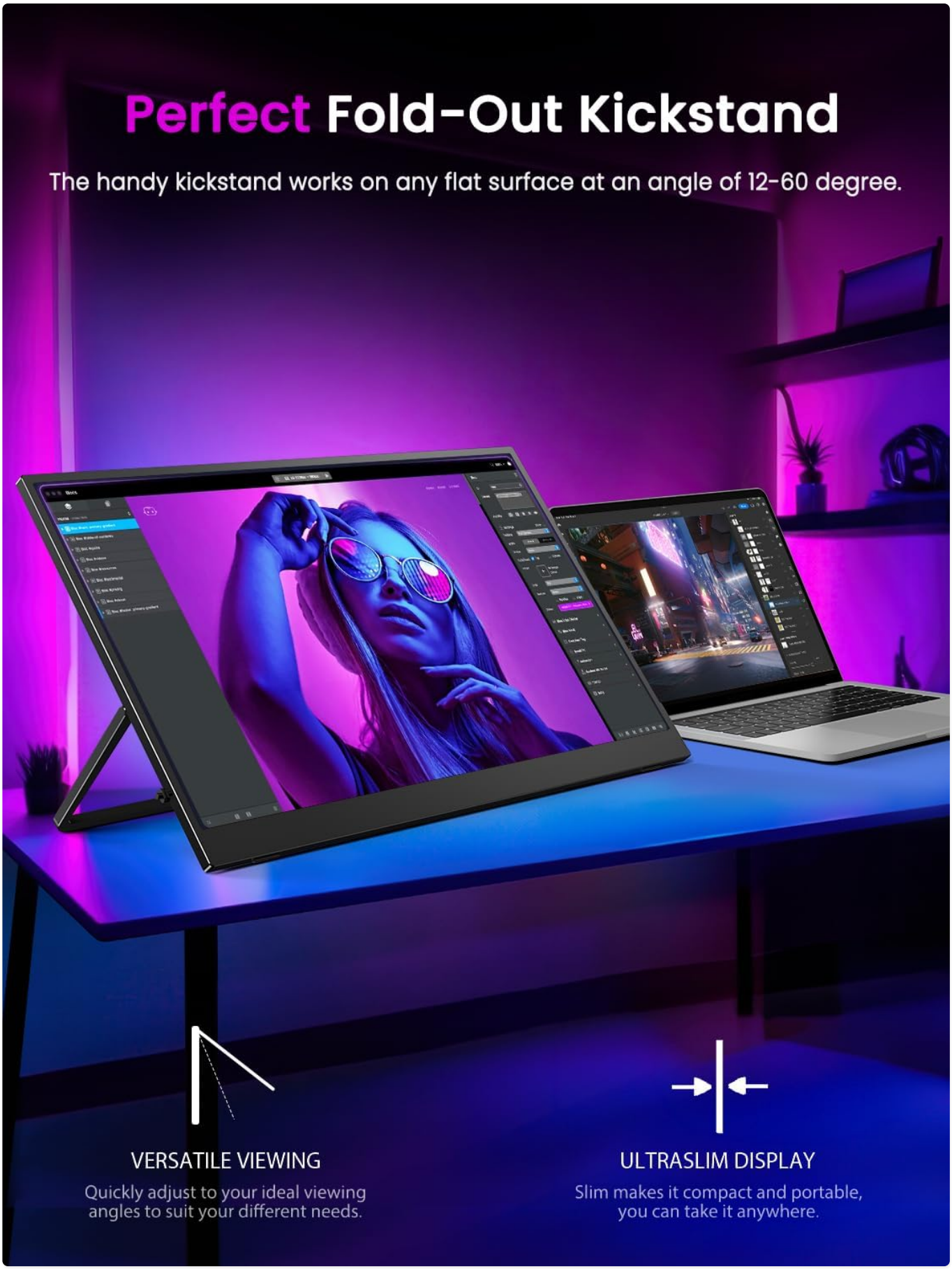

Image: UPERFECT monitor mounted on a VESA arm in portrait orientation.

3.2 Connections

The monitor is equipped with multiple ports for seamless connectivity:

- **2x Fully Functional Type-C Ports:** Connect to laptops, PCs, and compatible smartphones for both power and video signal transmission with a single cable.

- **1x Standard HDMI Port:** Use the included HDMI cable to connect to various devices, including gaming consoles, cameras, and other computers.
- **3.5mm Audio Jack:** Connect external headphones or speakers for enhanced audio.



Image: Connectivity ports on the UPERFECT portable monitor.

3.3 Powering On

Connect the monitor to a power source using the provided PD Power Charger or a compatible Type-C cable connected to a device that supports power delivery. The monitor will automatically power on when a signal is detected.

4. Operating the Monitor

4.1 Display Features

- **4K UHD Resolution:** Experience incredibly sharp and detailed visuals with 3840x2160 resolution.
- **100% AdobeRGB:** Enjoy a wide color gamut for accurate and vibrant color reproduction, ideal for professional photo editing and graphic design.
- **500 Nits Brightness & 1500:1 Contrast:** Delivers bright, clear images with deep blacks and vivid highlights.
- **HDR (High Dynamic Range):** Provides enhanced contrast and color accuracy for a more immersive viewing experience.
- **FreeSync:** Ensures smooth, tear-free gaming by synchronizing the monitor's refresh rate with your graphics card.
- **Eye Care & Flicker-Free:** Designed to reduce eye strain during prolonged use with low blue light mode and flicker-free technology.

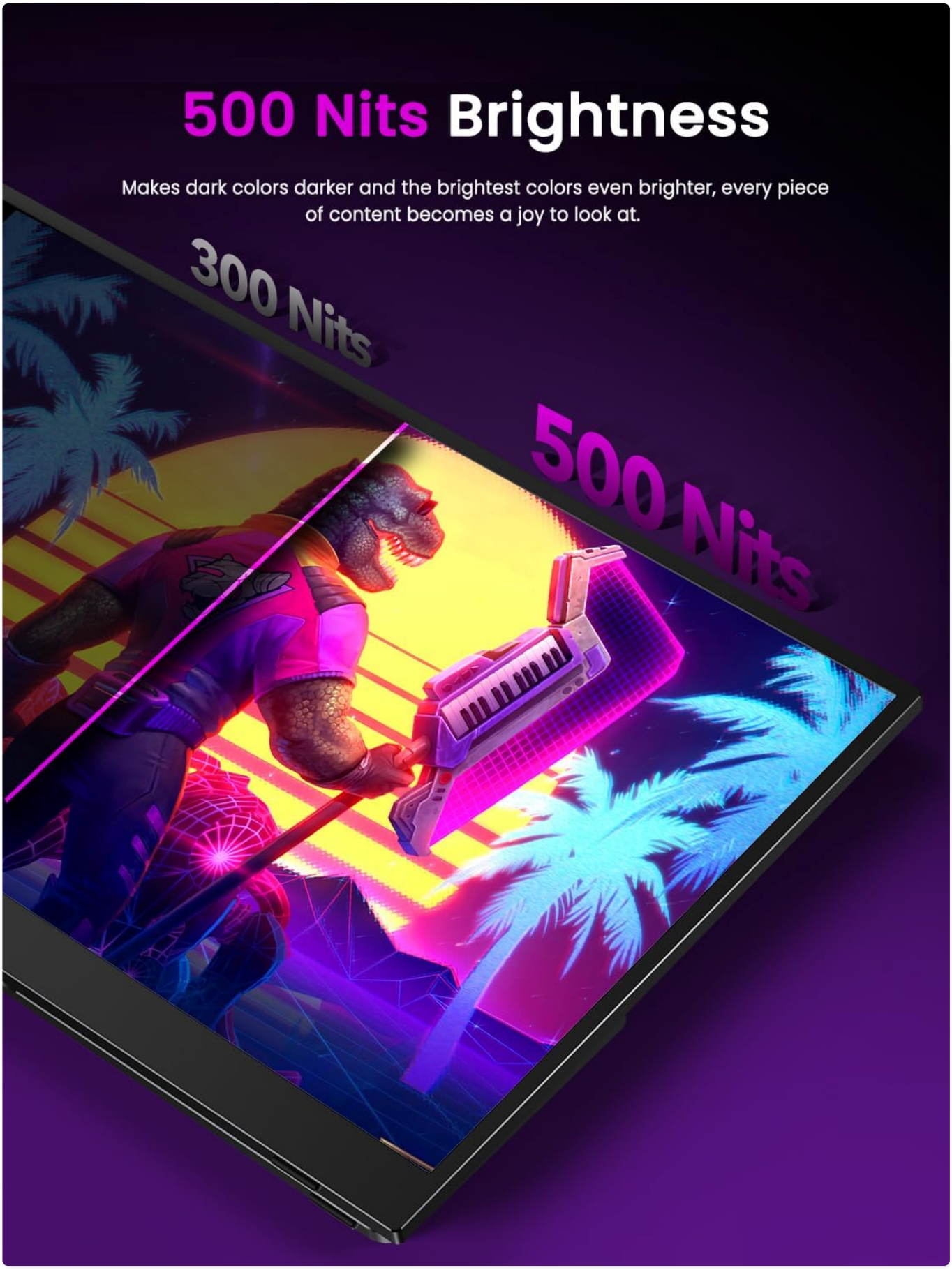

Image: Comparison of 4K Ultra HD resolution on the UPERFECT monitor.



Image: The monitor's 500 Nits brightness and 100% AdobeRGB color gamut.

4.2 Usage Modes

The monitor supports both landscape and portrait orientations, allowing you to adapt it to your specific needs, whether for document viewing, coding, or creative work.

4.3 Built-in Speakers

The UPERFECT monitor includes two built-in speakers, providing convenient audio output without the need for external speakers. For higher fidelity audio, you may connect external speakers or headphones via the 3.5mm audio jack.

4.4 Official Product Videos

▶ **Watch video online**
UPERFECT 17.3" 4K Portable Monitor 500 Nits

Video: This video provides an overview of the UPERFECT 17.3" 4K Portable Monitor, highlighting its key features and portability.

▶ **Watch video online**
100% AdobeRGB UPERFECT 17.3" 4K Portable Monitor 500 Nits

Video: This video demonstrates the 100% AdobeRGB color accuracy and 500 Nits brightness of the UPERFECT 17.3" 4K Portable Monitor.

5. Maintenance

To ensure the longevity and optimal performance of your UPERFECT portable monitor, follow these maintenance guidelines:

- **Cleaning:** Use a soft, lint-free cloth slightly dampened with water or a screen cleaner to wipe the display. Avoid harsh chemicals or abrasive materials.
- **Handling:** Always handle the monitor with care. Avoid dropping it or applying excessive pressure to the screen.
- **Storage:** When not in use, store the monitor in its leather cover to protect it from dust and scratches. Keep it in a cool, dry place away from direct sunlight.

6. Troubleshooting

If you encounter any issues with your UPERFECT portable monitor, please refer to the following common solutions:

- **No Signal:** Ensure all cables (Type-C or HDMI) are securely connected to both the monitor and your device. Verify that the correct input source is selected on the monitor's menu.
- **No Power:** Check if the power adapter is properly connected to a working power outlet and the monitor. If using Type-C for power, ensure your device supports power delivery.
- **Display Quality Issues:** Adjust brightness, contrast, and color settings via the monitor's OSD (On-Screen Display) menu. Ensure your device's display settings are configured for 4K resolution.
- **Flickering/Unstable Display:** Try a different cable or port. Ensure your device's graphics drivers are up to date.

For more detailed troubleshooting or persistent issues, please contact UPERFECT customer support.

7. Specifications

Feature	Detail
Product Dimensions	21 x 16 x 4 inches
Item Weight	5.3 pounds
Manufacturer	UPERFECT
Item Model Number	M173J05
ASIN	B0CQN3SX4Q
Date First Available	December 20, 2023

8. Warranty and Support

UPERFECT is committed to providing attentive and comprehensive customer service. Your UPERFECT 17.3" 4K Portable Monitor comes with a **3-year service warranty**. We also offer 24-hour customer service to address any concerns you may have.
Please rest assured that any issues will be promptly resolved within 8 hours of your inquiry.
For support, please visit the official UPERFECT store or contact their customer service directly via the contact information provided on their website or product packaging.

Visit the UPERFECT Store

© 2023 UPERFECT. All rights reserved.

Ask a question about this manual

Ask about setup, troubleshooting, compatibility, parts, safety, or missing instructions. Manuals+ will review the question and use this page's manual context to help answer it.

Name

Anonymous

Email

you@example.com

After a successful submission, we securely hash the supplied account or form email before sending it to Microsoft Advertising for conversion attribution. Privacy details.

Question

Example: How do I reset this device or fix this error?

Details

Model number, symptoms, what you tried, or the section of the manual you are using.

Submit question

Open the live page

https://manuals.plus/asin/B0CQN3SX4Q

More documents and user manuals: **https://manuals.plus/**